



ROTEN[®]

MECHANICAL SEALS

SINCE 1945





WITHOUT HISTORY THERE IS NO FUTURE.

CERTIFICATIONS AND COMPLIANCE DECLARATIONS

UNI EN ISO 9001

Certified Quality System since 1993

UNI EN ISO 14001

Certified Environment Management System since 2007

EHDG - European Hygienic Engineering and Design Group - member since 2020

Under request the components of our mechanical seals can be supplied with the following conformity:

DRINKING WATER

WRAS (BS 6920); DM 174/2004; UBA; DVGW-TWZ; DVGW-W270; ACS; NSF/ANSI/61; PHZ

PHARMACEUTICAL

USP CLASS VI

EXPLOSIVE ATMOSPHERES (ATEX)

Directive nr 2014/34/EU - Protection concepts: Ex h

EUROPE FOOD (MOCA)

Regulation (EC) nr 1935/2004; Regulation (EC) nr 2023/2006 Good Manufacturing Practice (GMP);
Regulation (UE)1245/2020; Regulation (EU) nr.10/2011 and D.M. 21/03/1973 s.m.i specific decrees

JAPANESE FOOD

Ministry of Health and Welfare Notification nr.370. 1959

CHINA FOOD

GB 4806.1-2016

NORTH AMERICA FOOD

FDA; NSF/ANSI/51; 3-A Sanitary

Other declarations

EN 10204 - Type 2.1, 2.2 and 3.1

RoHS III 2015/863/EU Directive

China RoHS 2.0 - GBT 26572-2011

Reg. (EC) n.1272/2008 - CLP

Reg. (EC) no. 552/2009 and Commission Reg. (EU) n. 2018/1513 amending Annex XVII to Reg. (EC) n. 1907/2006 - Reach

D.lgs 3 settembre 2020, n.116 - Database SCIP.

Dir. (EU) 2018/851 of the European Parliament and of the Council of 30 May 2018 amending directive 2008/98/EC on waste;

AfPS GS 2014:01 PAK Solvent extraction

ADI FREE

BPA - Bisphenol A

UL - USA and Canada safety conformity

Allergen-free


Latex-free

For further information: qualita@roten.it



INDEX

Materials code key	page	6 - 7
Choice and mounting of seals	page	8
Self driving spring rotation	page	9
Type 2	pages	10 - 11
Type 3	pages	12 - 13
Type 4	pages	14 - 15
Type 45	pages	16 - 17
Type 5	pages	18 - 19
Type 7	pages	20 - 21
Type 7K	pages	22 - 23
Type 82-84	pages	24 - 25
Type 85	pages	26 - 27
Type 875DT	pages	28 - 29
Type E	pages	30 - 31
Type 8E	pages	32 - 33
Type 85E	pages	34 - 35
Type EHS	pages	36 - 37
Hygienic-Food seals	pages	38 - 39
Type L2	pages	40 - 41
Type L3	pages	42 - 43
Type L4	pages	44 - 45
Type L4KS1	page	46
Type L5	page	47
Type RF	page	48
Type R7F	page	49



Type R580	page	50
Type R590	page	51
Type 822 - 842 - 844	pages	52 - 53
Type 877	pages	54 - 55
Dual configuration	page	56
Special stationary seal ring	page	57
Stationary with retaining plate	page	58
Flanged stationary seat Type F	page	59
Type 902	page	60
Type 922	page	61
Type 942	page	62
Type 972	page	63
Type 600SL	page	64
Type 977 - 977A	pages	65 - 67
Titanium mechanical seals	page	68
Performance	page	69
Performance curve	page	70
Absorbed power diagram	page	71
Delivery capacity diagram	page	72
Delivery capacity (Q-T) temperature diagram	page	73
Most used circulation systems according to API 682/ISO 21049	page	74
Atex Seals	page	76
Guide to mechanical seals selection	pages	77 - 122
Sustainability	pages	124- 125

MATERIALS CODE KEY

MATERIALS	CODE		APPLICATIONS (NOTIONAL)	Limit Temp. °C		COMPONENTS					
	ROTEC	ISO - EN		-	+	SEE NOTE	SPRINGS	GASKETS	BELLOWS	SEAL RINGS	FRAMES
STEELS											
Cr. Stainless 431	G1	E	Water - Hydrocarbons - Solvents							•	•
■Cr-Ni Stainless 304	H1	F	Food-Nitric Acid					•		•	•
■Cr-Ni-Mo Stainless 316	X1	G	Acids (except halogenes and derivates)					•		•	•
■Cr-Ni-Mo Stainless 316 low ferrite	X2	G	Acids (except halogenes and derivates)							•	•
■Duplex Stainless	D1	G	Used for shrunk carbides								•
■Anticorrosion Superalloy	L1	M	Acids and their corrosive solutions					•		•	•
Anticorrosion Alloy AISI 904L	L2	M	Corrosive solutions								•
Anticorrosion Alloy	L3	T	Corrosive solutions							•	
Stellite Hardfacing on S.S. 316	J1	K	Wear resistant								•
Hardened S.S.	D2	T	Wear resistant								•
■Titanium	T1	T	Universal					•			•
SMO 254	U1	T	Sea water with temperature								•
Superduplex F53	M1	T	Highly corrosive conditions								•
CARBON GRAPHITE											
■Normal	V1	B	Universal (except oxidatives)		180						•
■Special	V2	C	Acids - Hydrocarbons - Heat		220						•
With metal Sb	V3	A	Hydrocarbons - Oils - Greases - Ammonia - Heat		350	+					•
■Normal carbon shrunk in S.S. 316	X7		Acids - Hydrocarbons - Heat		150						•
With metal Sb shrunk in S.S. 316	X9		Hydrocarbons - Oils - Greases - Ammonia - Heat		180	+					•
CARBIDES											
■Brazed Tungsten Carbide on S.S.	X3		Universal Abrasives - Acids - Salts - Bases								•
■Silicon Carb. SiC shrunk in S.S. 316	X5		Universal Abrasives - Acids - Salts - Bases		150						•
■Brazed Tungsten Carbide on Duplex S.	D3		Universal Abrasives - Acids - Salts - Bases								•
■Solid Corr. Res. Tungsten Carbide	R1	U ₂	Universal Abrasives - Acids - Salts - Bases								•
■Solid Binderless Tungsten Carbide	R3	U ₂	Universal Abrasives - Acids - Salts - Bases								•
■Tungsten Carbide with diamond face	R7	J	Universal Abrasives - Acids - Salts - Bases - Antisticking								•
■Silicon Carbide SiC (solid)	K1	Q ₁	Universal Abrasives - Acids - Salts - Bases								•
■Silicon Carb. SiSiC with free Si (solid)	K2	Q ₂	Universal Abrasives - Acids - Salts								•
■Silicon Carb. SiC Special PG (solid)	K3	J	Universal Abrasives - Acids - Salts - Bases								•
■Silicon Carb. SiC/C (solid)	K4	J	Universal Abrasives - Acids - Salts - Bases - Antisticking								•
■Silicon Carb. SiC Special PG/C (solid)	K5	J	Universal Abrasives - Acids - Salts - Bases - Antisticking								•
■Silicon Carb. SiC with controlled porosity	K6	J	Universal Abrasives - Acids - Salts - Bases - Antisticking								•
■Silicon Carb. SiC with diamond face	K7	J	Universal Abrasives - Acids - Salts - Bases - Antisticking								•
■Silicon Carb. SiC shrunk in Duplex	D5		Universal Abrasives - Acids - Salts - Bases		150						•
■Tungsten Carbide shrunk in Duplex	D6		Universal Abrasives - Acids - Salts - Bases		150						•
■Silicon Carb. SiC shrunk in Titanium	T5		Universal Abrasives - Acids - Salts - Bases		150						•
■Tungsten Carb. shrunk in Titanium	T6		Universal Abrasives - Acids - Salts - Bases		150						•
Silicon Carb. SiC shrunk in Antic.S.alloy	L5		Acids and their corrosive solutions		150						•
Silicon Carb. SiC shrunk in S.duplex F53	M5		Highly corrosive conditions		150						•
■Silicon Carb. SiC shrunk in S.S. low ferrite	S5		Acids (except halogenes and derivates)		150						•
CERAMICS											
■Aluminium oxyde	Z1	V	Universal wear and corrosion resistant		180						•
ELASTOMERS											
■Nitrile (NBR)	P1	P	Water - Oils - Air - Hydrocarbons Gas and Liquid	25	90			•		•	
■Nitrile (NBR) low temperature	P3	P	Water - Oils - Air - Hydrocarbons Gas and Liquid	50	90			•		•	
■Hydrogenated Nitrile (HNBR)	P5	X	Water - Oils - Air - Hydrocarbons Gas and Liquid - CFC (Refrig.)	40	150			•		•	

MATERIALS	CODE		APPLICATIONS	Limit Temp.		COMPONENTS					
	ROTEN	ISO - EN				SEE NOTE	SPRINGS	GASKETS	BELLOWS	SEAL RINGS	FRAMES
■ Nitrile (NBR) FDA	P6	P	Water - Oils - Air - Hydrocarbons Gas and Liquid	25	90			•	•		
■ Ethylene Propylene (EPDM)	E1	E	Water - Acids - Alcohols - Acetates - Steam (No Hydrocarbons)	45	150			•	•		
■ Ethyl. Prop. (EPDM) FDA USP 3A	E2	E	Food and pharmaceutical applications	45	150			•			
Chloroprene (CR)	N1	N	Oils with gas (Refrigerators)	45	140			•			
Chloroprene (CR)	N2	N	Oils with gas CFC (Refrigerators)	45	140			•			
■ Fluoro Carbon (FPM)	Y1	V	Solvents - Acids - Miner. prod. (No Acetates - Chetons - Ethers)	30	180			•	•		
■ Fluoro Carbon (FPM) FDA USP 3A	Y2	V	Food and pharmaceutical applications	30	180			•			
Special Mixture	Y3	X	Special Fluorine compound for high temperatures	5	240			•			
Special Mixture	Y4	X	Special Fluorine compound for methanol/gasoline mixtures	30	140			•			
Special Mixture	Y5	X	Special Fluorine comp. for methanol / gasoline MTBE mixtures	16	225			•			
■ Special Mixture	Y6	X	Special Fluoroprene CIP / SIP	15	200			•			
■ Silicone (MVQ)	B1	S	Steam - Heat - Food	50	220			•			
Fluoro Silicone (FMVQ)	B3		Steam - Heat - Solvents - Fuels	60	220			•			
Perfluoroelastomer	W1	K	Universal	20	220			•			
■ FDA+USP approved Perfluorelastomer	W4	K	Perfluorelastomer for food application		260			•			
Perfluoroelastomer high temperature	W5	K	Universal	20	316			•			
Perfluoroelastomer low temperature	W6	K	Universal	42	220			•			
■ Coated (FKM)	F1	X	Fluorine Elastomer with FEP sheet coating	0	180			•			
■ Coated (Silicone)	F3	X	Fluorine Elastomer with FEP sheet coating								
NON ELASTOMERS											
■ Gasket without asbestos	A1	Y	Universal (except Nitric Acid >20%)	70	350			•			
■ Universal PTFE - TFM	C1	T	Acids - Solvents - Medicinals Prod. - Food		240			•	•		
Universal PTFE virgin	C2	T	Acids - Solvents - Medicinals Prod. - Food		240			•	•		
Universal PTFE glass filled 15%	C3	Y ₁	Acids - Solvents - Medicinals Prod. - Food		240			•			
Universal PTFE Red glass filled	C4	Y ₁	Acids - Solvents - Medicinals Prod. - Food		240			•	•		
Universal PTFE Aluminium oxyde filled	C5	Y	Acids - Solvents - Medicinals Prod. - Food		240			•	•		
Universal PTFE carbon filled	C7	Y ₂	Acids - Solvents - Medicinals Prod. - Food		240			•	•		

NOTE :

+ Materials marked + are not compatible with food and medicinal products (See page 38)

■ These materials may be delivered with a certification of Suitability for Pharmaceutical and Food Use.



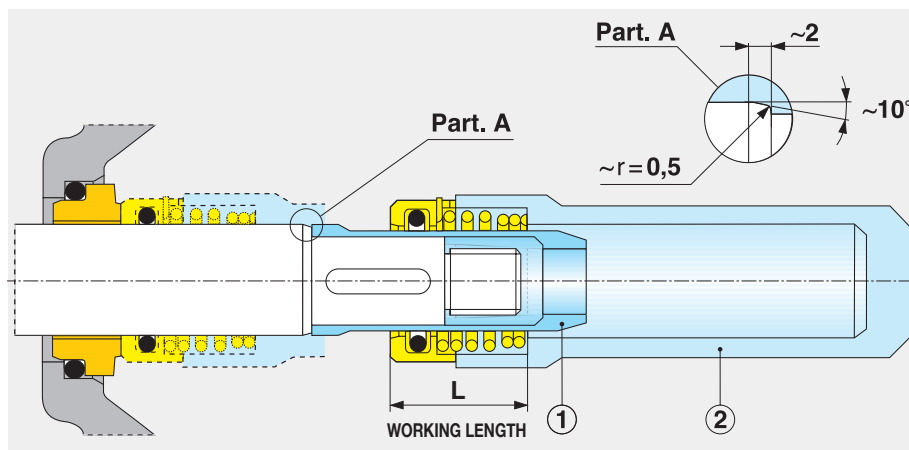
CHOISE AND MOUNTING OF SEALS

MOUNTING OF THE STATIONARY PART

- Always check with accuracy the size and tolerance of the seal housing.
- Make sure that the stationary seal housing and chamfer are free from machine marks and with correct chamfer.
- Moisten slightly the seal housing and the gasket with alcohol, glycerine or other elastomer suitable liquid.
- Press the stationary part into the housing using a little hand press or the pillar of a drilling machine (protect the part that touches the lapped face with a plastic material such as PVC, PTFE, PVDF etc.).

MECHANICAL SEAL COMPONENTS CAN BE SUPPLIED AS SPARE PARTS

We supply mechanical seals under the name ROTEN according to our own mounting sizes, while under the name UNITEN we supply them according to EN 12756 mounting dimensions. The reported measures in this catalogue are expressed in millimeters. If needed, and in a large enough quantity, we can design and produce our models with inch sizes.



MOUNTING OF THE ROTARY PART

- Make sure that the shaft is polished, clean and free of sharp edges.
- If necessary, polish the shaft with fine sand paper (grade 400)
- After having moistened the shaft slightly with alcohol, glycerine or any other suitable liquid, mount the rotary part by turning the mechanical seal with a gentle movement opposite to the spring coiling.
- For series mountings use the sleeve (1) and the mounting pushing tool (2).
- Make sure that both lapped faces are tight.
- You could cause damage by inserting grease, mineral oil or other similar substances between the seal faces, which must be kept extremely clean.

EXAMPLE OF MECHANICAL SEAL DESIGNATION

Version	RO o UN
Model	2
Diameter	38

Components code*

1. Spring	X1
2. Shaft gasket (O-Ring)	P1
3. Rotary ring	G1
4. Stationary ring	V1
5. Stationary gasket (O-Ring)	P1

Rotation **RO o L**

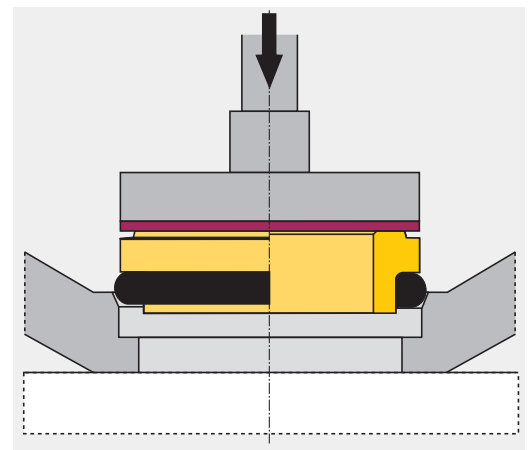
RO: ROTEN

UN: UNITEN

R: clockwise rotation
as seen from the motor side

L: anticlockwise rotation
as seen from the motor side

* In every drawing the components are numbered and the sequence maintained to define, through the materials code table key, the accordingly chosen material.



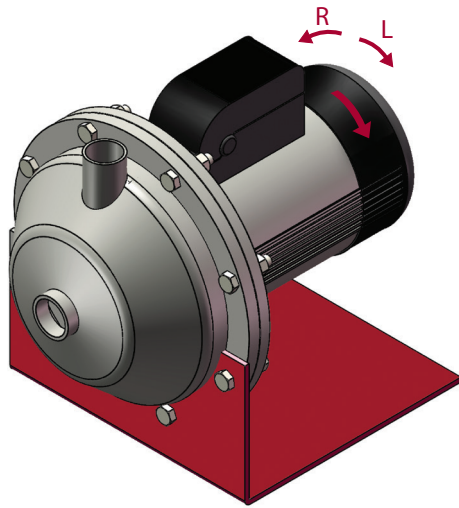
While mounting, the lapped surfaces must not touch dirty surfaces and they must not be kept with their faces turned upwards.

WE ADVISE NOT TO HAVE THE MECHANICAL SEALS WORKING DRY.

IMPORTANT WITH PTFE OR FEP GASKETS :

- The housing of the stationary part must be well finished and polished. The ring may be slightly heated (in water, so as to help its introduction).
- The shaft surface must be polished, with a mounting facility (see item A), just like the sleeve (1).

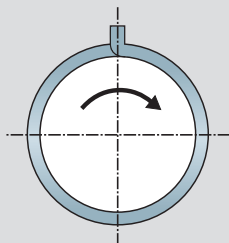
SELF DRIVING SPRING ROTATION



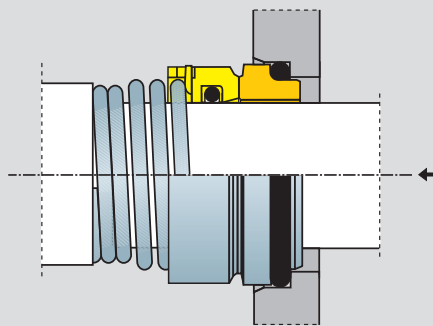
OBSERVATION SIDE

The rotation of mechanical seal is the same of the shaft view from the engine side.
On many pumps the rotation side is shown on the flange cover with an arrow.

RIGHT ROTATION "R" SELF DRIVING SPRING



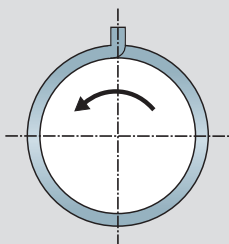
Clockwise rotation.
Right spring "R".



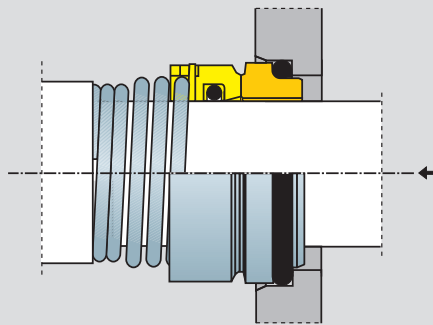
observer side
(engine side)



LEFT ROTATION "L" SELF DRIVING SPRING



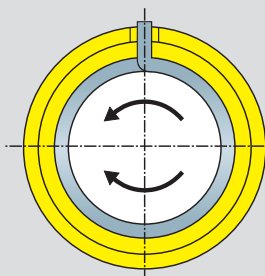
Counterclockwise rotation.
Left spring "L".



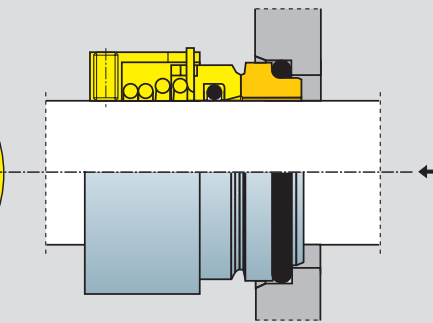
observer side
(engine side)




BIDIRECTIONAL SPRING DRIVE SYSTEM "REV"

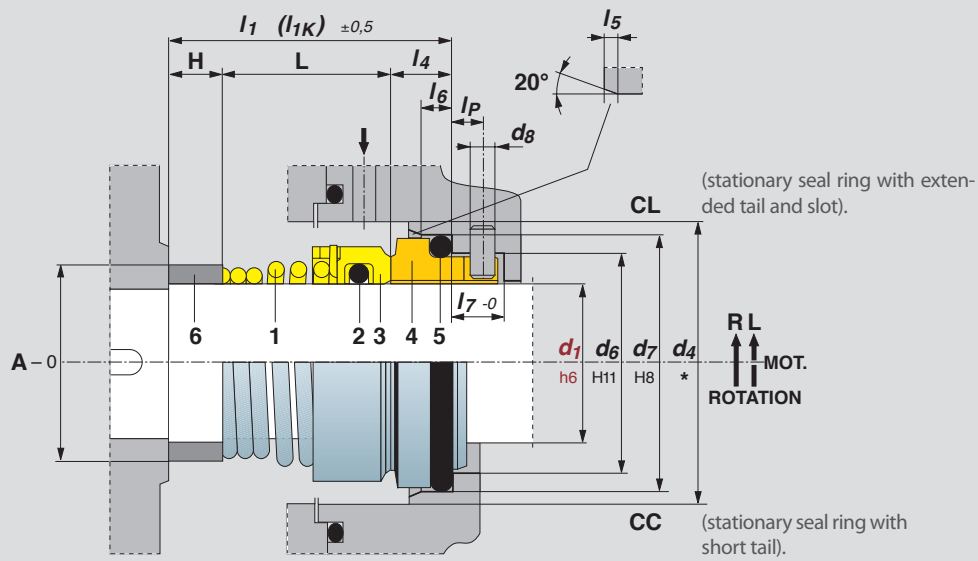


Bi-directional seal "REV".
The spring does not drive, only gives compression.



observer side
(engine side)





ROTEN													
TYPE 2 - 2H - U2 - U2H												2MC - 2MCH	
d ₁	d ₆	d ₇	d ₄	l ₁	L	l ₄	l ₆	l ₅	d ₈	l ₇	l _p	l ₁	L
6	10,6	13,1	16	19,5	15	4,5	2	1,2	2	6	3,5	—	—
7÷9	13	17,1	20	20,5	15	5,5	2,8	1,2	2	6,2	3,5	15,5	10
10	14	18,1	21	20,5	15	5,5	2,8	1,2	2	6,2	3,5	17,5	12
11÷12	16,5	20,6	24	23,5	18	5,5	2,8	1,2	2	6,2	3,5	19,5	14
13÷14	19	23,1	27	28	22	6	2,8	1,2	2	6,7	4	23	17
15	21	26,9	31	29	22	7	3,7	1,3	2,5	7,6	4	24	17
16÷17	21	26,9	31	30	23	7	3,7	1,3	2,5	7,6	4	25	18
18	25	30,9	36	32	24	8	3,7	1,3	3	8,5	4,5	26	18
19÷20	25	30,9	36	33	25	8	3,7	1,3	3	8,5	4,5	28	20
21÷22	30	35,4	41	33	25	8	3,7	1,8	3,5	8,5	5	28	20
23÷24	30	35,4	41	35	27	8	3,7	1,8	3,5	8,5	5	30	22
25÷27	33	38,2	45	35,5	27	8,5	3,7	1,8	4	9,1	5	29,5	21
28	38	43,3	50	38	29	9	3,7	1,8	4	9,6	6	31	22
29÷32	38	43,3	50	39	30	9	3,7	1,8	4	9,6	6	32	23
33÷34	45	53,5	60	50,5	39	11,5	5,4	2,1	5	12	7,5	41,5	30
35÷37	45	53,5	60	50,5	39	11,5	5,4	2,1	5	12	7,5	41,5	30
38÷43	52	60,5	68	50,5	39	11,5	5,4	2,1	5	12	7,5	41,5	30
44÷49	57	65,5	72	52,5	41	11,5	5,4	2,1	5	13	8,5	42,5	31
50	64	72,5	80	56,5	45	11,5	5,4	2,1	5	13	8,5	46,5	35
55	64	72,5	80	58,5	47	11,5	5,4	2,1	5	13	8,5	48,5	37
60	72	79,3	87	60,5	49	11,5	5,4	2,1	5	13,5	8,5	48,5	37
65	77	84,5	92	62,5	51	11,5	5,4	2,1	5	13,5	8,5	50,5	39
70	82	89,5	97	62,5	51	11,5	5,4	2,1	5	13,5	8,5	50,5	39
75	87	94,5	102	68,5	57	11,5	5,4	2,1	5	13,5	8,5	57,5	46
80	92	99,5	107	70,5	59	11,5	5,4	2,1	5	13,5	8,5	59,5	48
85	98	105,5	113	72,5	59	13,5	5,4	2,6	5	13,5	8,5	59,5	46
90	105	111,5	120	75,5	62	13,5	5,4	2,6	5	13,5	8,5	62,5	49
95	110	116,5	130	75,5	62	13,5	5,4	2,6	5	13,5	8,5	64,5	51
100	114	119,5	136	88,5	75	13,5	5,4	2,6	5	13,5	8,5	78,5	65
110	124	132,2	150	92,5	75	17,5	7,1	3,9	5	13,5	8,5	78,5	61
120	134	142,2	160	102,5	85	17,5	7,1	3,9	5	13,5	8,5	90,5	73
130	145	153,2	172	112,5	95	17,5	7,1	3,9	5	13,5	8,5	99,5	82
135	152	161,2	180	113,5	95	18,5	7,1	3,9	5	13,5	8,5	101,5	83
140	157	164,3	185	118,5	100	18,5	7,1	3,9	5	13,5	8,5	108,5	90
150	167	174,2	200	128,5	110	18,5	7,1	3,9	5	13,5	8,5	118,5	100
160	188	195	220	141	120	21	9,1	3,9	5	15,5	8,5	121	100

Dimensions in mm.
The spacer is never to be considered for ROTEN 2.

UNITEN																EN 12756	
TYPE 2 - 2H														2K - 2KH			
d ₁	d ₆	d ₇	d ₄	l ₁	L	l ₄	l ₆	l ₅	H	A	d ₈	l ₇	l _p	l _{1K}	L		
10	17	21	22	40	15	7	4	1,5	18	13	3	8,5	5	32,5	25,5		
12	19	23	24	40	18	7	4	1,5	15	15	3	8,5	5	32,5	25,5		
14	21	25	26	40	22	7	4	1,5	11	18	3	8,5	5	35	28		
16	23	27	28	40	23	7	4	1,5	10	20	3	8,5	5	35	28		
18	27	33	34	45	24	10	5	2	11	22	3	9	5	37,5	27,5		
20	29	35	36	45	25	10	5	2	10	25	3	9	5	37,5	27,5		
22	31	37	38	45	25	10	5	2	10	27	3	9	5	37,5	27,5		
24	33	39	40	50	27	10	5	2	13	29	3	9	5	40	30		
25	34	40	41	50	27	10	5	2	13	30	3	9	5	40	30		
28	37	43	44	50	29	10	5	2	11	34	3	9	5	42,5	32,5		
30	39	45	46	50	30	10	5	2	10	36	3	9	5	42,5	32,5		
32	42	48	48	55	30	10	5	2	15	38	3	9	5	42,5	32,5		
33	42	48	49	55	39	10	5	2	6	40	3	9	5	42,5	32,5		
35	44	50	51	55	39	10	5	2	6	42	3	9	5	42,5	32,5		
38	49	56	58	55	42	13	6	2	—	45	4	9	5	45	32		
40	51	58	60	55	42	13	6	2	—	47	4	9	5	45	32		
43	54	61	63	60	47	13	6	2	—	51	4	9	5	45	32		
45	56	63	65	60	47	13	6	2	—	53	4	9	5	45	32		
48	59	66	68	60	47	13	6	2	—	56	4	9	5	45	32		
50	62	70	70	60	46	14	6	2,5	—	59	4	9	5	47,5	33,5		
53	65	73	73	70	56	14	6	2,5	—	62	4	9	5	47,5	33,5		
55	67	75	75	70	56	14	6	2,5	—	64	4	9	5	47,5	33,5		
58	70	78	83	70	56	14	6	2,5	—	68	4	9	5	52,5	38,5		
60	72	80	85	70	56	14	6	2,5	—	70	4	9	5	52,5	38,5		
63	75	83	88	70	56	14	6	2,5	—	73	4	9	5	52,5	38,5		
65	77	85	90	80	66	14	6	2,5	—	76	4	9	5	52,5	38,5		
68	81	90	93	80	64	16	7	2,5	—	79	4	9	5	52,5	36,5		
70	83	92	95	80	64	16	7	2,5	—	81	4	9	5	60	44		
75	88	97	104	80	64	16	7	2,5	—	86	4	9	5	60	44		
80	95	105	109	90	72	18	7	3	—	92	4	9	5	60	42		
85	100	110	114	90	72	18	7	3	—	98	4	9	5	60	42		
90	105	115	119	90	72	18	7	3	—	103	4	9	5	65	47		
95	110	120	124	90	72	18	7	3	—	108	4	9	5	65	47		
100	115	125	129	90	72	18	7	3	—	114	4	9	5	65	47		

Dimensions in mm.
* The size d₄ is considered the minimum dimension for the stuffing box diameter.
Where possible, it is better to have a larger dimension or a conical stuffing box.

TYPE 2

is a mechanical seal, registered as Italian patent nr. 573771, 26/6/57. It is a seal for general uses, such as water, food, chemical products, hydrocarbons, etc.

Produced since 1957, millions have been sold throughout world, and it is still widely used today.

Particularly economic and versatile, and easy to mount, it may be supplied in different versions and with different combinations, as the chart below shows. Model 2 with hard metal rings code "X3" is suitable for dirty, charged or very viscous liquids. Code "X3" is anticorrosion tungsten carbide brazed with high silver content alloy on AISI 316 stainless steel.



UN 2 LRO2 =
UNITEN 2 model with working length "L" as ROTEN 2

UN 2MC =
UNITEN 2 model with working length "L" as ROTEN 2MC

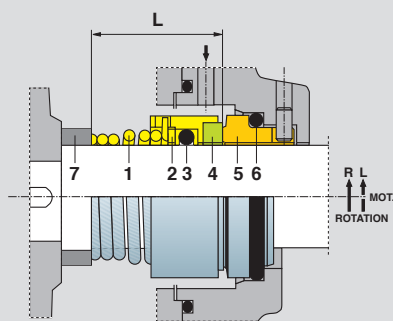
UN U2 =
UNITEN 2 model with working length "L" as ROTEN 2

MAX. WORKING CONDITIONS

These depend on: \varnothing shaft, pressure, speed, temperature and fluid to be sealed. See page 74.

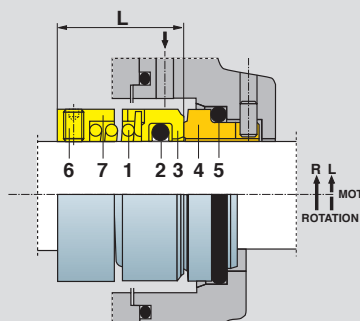
- p ≤ 16 bar**
- t = -35 ÷ 180°C**
- v ≤ 15 m/s**

TYPE 2H CA



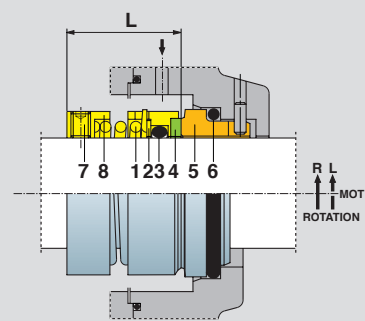
with open cave and shrunk-in rotary seal ring.

TYPE U2



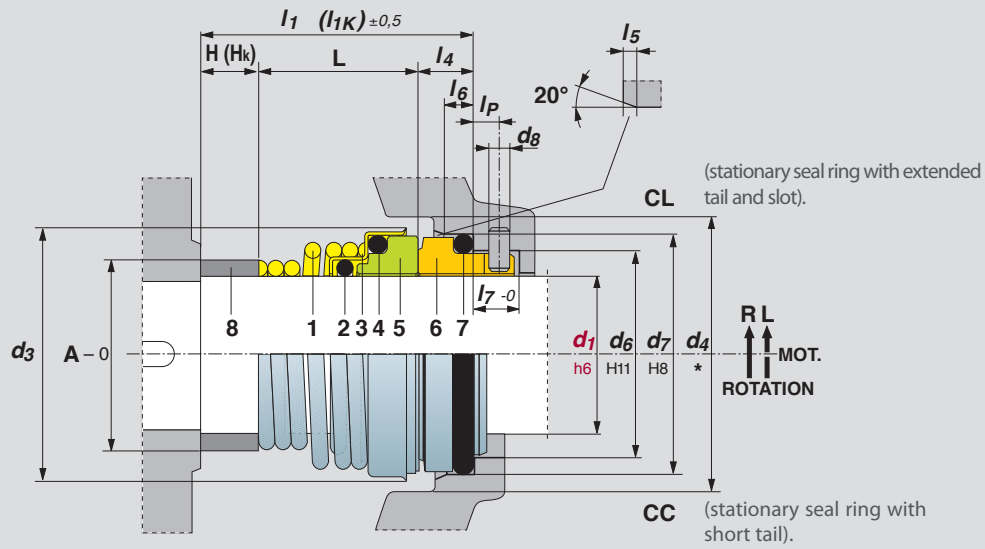
with driving sleeve.

TYPE U2H CA



with driving sleeve and open cave and shrunk-in rotary seal ring.

TYPE 2 - 2H - 2MC - 2MCH - 2K - 2KH				TYPE U2 - U2H				STANDARD MATERIALS	
STANDARD		WITH OPEN CAVE (CA)		STANDARD		WITH OPEN CAVE (CA)			
POS.	COMPONENTS	POS.	COMPONENTS	POS.	COMPONENTS	POS.	COMPONENTS		
1	Self-driving spring	1	Self-driving spring	1	Spring	1	Spring	L1	X1
		2	Washer			2	Washer	G1	L1 X1
2	Shaft gasket	3	Shaft gasket	2	Shaft gasket	3	Shaft gasket	B1	E1 F1 N1 P1 W1 Y1
3	Rotary seal ring	4	Rotary seal ring	3	Rotary seal ring	4	Rotary seal ring	D5	D6 G1 J1 L1 X1 X3 X7
4	Stationary seal ring	5	Stationary seal ring	4	Stationary seal ring	5	Stationary seal ring	C4	K1 R1 V1 V2 V3 X3
5	Stationary gasket	6	Stationary gasket	5	Stationary gasket	6	Stationary gasket	B1	C1 E1 F1 N1 P1 W1 Y1
6	Spacer (if required)	7	Spacer (if required)					G1	H1 X1
				6	Grub screws	7	Grub screws	H1	L1 X1
				7	Driving "U" sleeve	8	Driving "U" sleeve	L1	X1



ROTEN												
TYPE 3												
d ₁	d ₆	d ₇	d ₃	d ₄	l ₁	L	l ₄	l ₆	l ₅	d ₈	l ₇	l _p
10	14	18,1	20	21	20,5	15	5,5	2,8	1,2	2	6,2	3,5
11	16,5	20,6	22	24	23,5	18	5,5	2,8	1,2	2	6,2	3,5
12	16,5	20,6	22	24	23,5	18	5,5	2,8	1,2	2	6,2	3,5
13	19	23,1	25	27	28	22	6	2,8	1,2	2	6,7	4
14	19	23,1	25	27	28	22	6	2,8	1,2	2	6,7	4
15	21	26,9	26	31	29	22	7	3,7	1,3	2,5	7,6	4
16	21	26,9	26	31	30	23	7	3,7	1,3	2,5	7,6	4
17	21	26,9	26	31	30	23	7	3,7	1,3	2,5	7,6	4
18	25	30,9	33	36	32	24	8	3,7	1,3	3	8,5	4,5
19	25	30,9	33	36	33	25	8	3,7	1,3	3	8,5	4,5
20	25	30,9	33	36	33	25	8	3,7	1,3	3	8,5	4,5
21	30	35,4	36	41	33	25	8	3,7	1,8	3,5	8,5	5
22	30	35,4	36	41	33	25	8	3,7	1,8	3,5	8,5	5
23	30	35,4	38	41	35	27	8	3,7	1,8	3,5	8,5	5
24	30	35,4	38	41	35	27	8	3,7	1,8	3,5	8,5	5
25	33	38,2	40	45	35,5	27	8,5	3,7	1,8	4	9,1	5
28	38	43,3	42	50	38	29	9	3,7	1,8	4	9,6	6
29	38	43,3	46	50	39	30	9	3,7	1,8	4	9,6	6
30	38	43,3	46	50	39	30	9	3,7	1,8	4	9,6	6
32	38	43,3	46	50	39	30	9	3,7	1,8	4	9,6	6
33	45	53,5	48	54	50,5	39	11,5	5,4	2,1	5	12	7,5
35	45	53,5	50	56	50,5	39	11,5	5,4	2,1	5	12	7,5
38	52	60,5	56	62	50,5	39	11,5	5,4	2,1	5	12	7,5
40	52	60,5	58	64	50,5	39	11,5	5,4	2,1	5	12	7,5
43	52	60,5	59	65	50,5	39	11,5	5,4	2,1	5	12	7,5
45	57	65,5	61	70	52,5	41	11,5	5,4	2,1	5	13	8,5
48	57	65,5	66	72	52,5	41	11,5	5,4	2,1	5	13	8,5
50	64	72,5	67	75	56,5	45	11,5	5,4	2,1	5	13	8,5

Dimensions in mm.
The spacer is never to be considered for ROTEN 3.

UNITEN													EN 12756				
TYPE 3													3K				
d ₁	d ₆	d ₇	d ₃	d ₄	l ₁	L	l ₄	l ₆	l ₅	H	A	d ₈	l ₇	l _p	l _{1k}	L	Hk
10	17	21	20	22	40	15	7	4	1,5	18	13	3	8,5	5	32,5	15	10,5
12	19	23	22	24	40	18	7	4	1,5	15	15	3	8,5	5	32,5	18	7,5
14	21	25	25	26	40	22	7	4	1,5	11	18	3	8,5	5	35	22	6
16	23	27	26	28	40	23	7	4	1,5	10	20	3	8,5	5	35	23	5
18	27	33	33	34	45	24	10	5	2	11	22	3	9	5	37,5	27,5	—
20	29	35	33	36	45	25	10	5	2	10	25	3	9	5	37,5	27,5	—
22	31	37	36	38	45	25	10	5	2	10	27	3	9	5	37,5	27,5	—
24	33	39	38	40	50	27	10	5	2	13	29	3	9	5	40	30	—
25	34	40	40	41	50	27	10	5	2	13	30	3	9	5	40	30	—
28	37	43	42	44	50	29	10	5	2	11	34	3	9	5	42,5	32,5	—
30	39	45	46	48+	50	30	10	5	2	10	36	3	9	5	42,5	32,5	—
32	42	48	46	48	55	30	10	5	2	15	38	3	9	5	42,5	32,5	—
33	42	48	48	49	55	39	10	5	2	6	42	3	9	5	42,5	32,5	—
35	44	50	50	51	55	39	10	5	2	6	42	3	9	5	42,5	32,5	—
38	49	56	56	58	55	42	13	6	2	—	46	4	9	5	45	32	—
40	51	58	58	60	55	42	13	6	2	—	48	4	9	5	45	32	—
43	54	61	59	63	60	47	13	6	2	—	51	4	9	5	45	32	—
45	56	63	61	65	60	47	13	6	2	—	53	4	9	5	45	32	—
48	59	66	66	68	60	47	13	6	2	—	56	4	9	5	45	32	—
50	62	70	67	70	60	46	14	6	2,5	—	59	4	9	5	47,5	33,5	—

Dimensions in mm.
+ This size is larger than the minimum prescribed by the EN norm.
* The size d₄ is considered the minimum dimension for the stuffing box diameter.
Where possible, it is better to have a larger dimension or a conical stuffing box.

TYPE 3

is a particularly economic mechanical seal, highly valuable and with interchangeable components.

The basic pairing Ceramic-Carbon provides **TYPE 3** with a vast field of applications also with dirty liquids. Its metallic parts are in stainless steel and the gaskets may be in various kinds of elastomer, which again widens the range of possible applications. It is produced in large amounts for the most common shaft diameters, from 10 to 50 mm.

Pump manufacturers as well as installers and users appreciate its technical and construction features and its vast field of applications.



TYPE 3 - 3K		STANDARD MATERIALS						
POS.	COMPONENTS							
1	Self-driving spring	X1						
2	Shaft gasket	B1	E1	N1	P1	W1	Y1	
3	Frame	H1*	X1					
4	Rotary gasket	B1	E1	N1	P1	W1	Y1	
5	Rotary seal ring	K1	K4	R1	V1	V2	V3	Z1
6	Stationary seal ring	C4	K1	V1	V2	V3	R1	X3
7	Stationary gasket	B1	E1	N1	P1	W1	Y1	
8	Spacer (if required)	G1	H1	X1				

*Available up to Ø25 included.

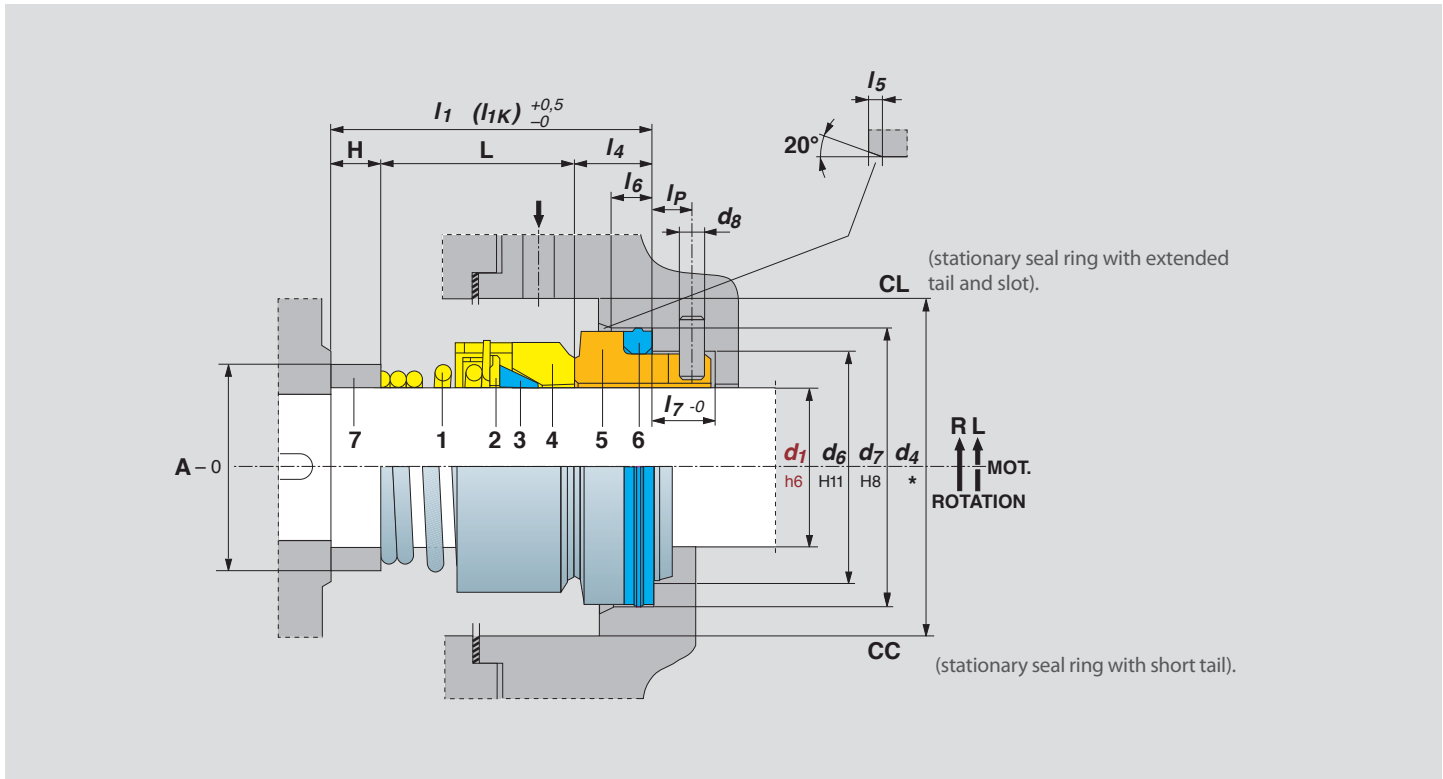
MAX. WORKING CONDITIONS

These depend on: \varnothing shaft, pressure, speed, temperature and fluid to be sealed. See page 74.

p ≤ 16 bar

t = -35 ÷ 180°C

v ≤ 15 m/s



ROTEN												
TYPE 4 - 4H - U4 - U4H												
d ₁	d ₆	d ₇	d ₄	l ₁	L	l ₄	l ₆	l ₅	d ₈	l ₇	l _p	
6	10,6	13,1	20	19,5	15	4,5	2	1,2	2	6	3,5	
7÷9	13	17,1	23	20,5	15	5,5	2,8	1,2	2	6,2	3,5	
10	14	18,1	24	20,5	15	5,5	2,8	1,2	2	6,2	3,5	
11÷12	16,5	20,6	27	23,5	18	5,5	2,8	1,2	2	6,2	3,5	
13÷14	19	23,1	30	28	22	6	2,8	1,2	2	6,7	4	
15	21	26,9	31	29	22	7	3,7	1,3	2,5	7,6	4	
16÷17	21	26,9	34	30	23	7	3,7	1,3	2,5	7,6	4	
18	25	30,9	37	32	24	8	3,7	1,3	3	8,5	4,5	
19÷20	25	30,9	39	33	25	8	3,7	1,3	3	8,5	4,5	
21÷22	30	35,4	42	33	25	8	3,7	1,8	3,5	8,5	5	
23÷24	30	35,4	44	35	27	8	3,7	1,8	3,5	8,5	5	
25÷27	33	38,2	48	35,5	27	8,5	3,7	1,8	4	9,1	5	
28	38	43,3	50	38	29	9	3,7	1,8	4	9,6	6	
29÷32	38	43,3	53	39	30	9	3,7	1,8	4	9,6	6	
33÷34	45	53,5	64	50,5	39	11,5	5,4	2,1	5	12	7,5	
35÷37	45	53,5	64	50,5	39	11,5	5,4	2,1	5	12	7,5	
38÷43	52	60,5	69	50,5	39	11,5	5,4	2,1	5	12	7,5	
44÷45	57	65,5	76	52,5	41	11,5	5,4	2,1	5	13	8,5	
46÷49	57	65,5	80	52,5	41	11,5	5,4	2,1	5	13	8,5	
50	64	72,5	82	56,5	45	11,5	5,4	2,1	5	13	8,5	
55	64	72,5	87	58,5	47	11,5	5,4	2,1	5	13	8,5	
60	72	79,3	93	60,5	49	11,5	5,4	2,1	5	13,5	8,5	
65	77	84,5	102	62,5	51	11,5	5,4	2,1	5	13,5	8,5	
70	82	89,5	107	62,5	51	11,5	5,4	2,1	5	13,5	8,5	
75	87	94,5	113	68,5	57	11,5	5,4	2,1	5	13,5	8,5	
80	92	99,5	117	70,5	59	11,5	5,4	2,1	5	13,5	8,5	
85	98	105,5	126	72,5	59	13,5	5,4	2,6	5	13,5	8,5	
90	105	111,5	131	75,5	62	13,5	5,4	2,6	5	13,5	8,5	
95	110	116,5	138	75,5	62	13,5	5,4	2,6	5	13,5	8,5	
100	114	119,5	144	88,5	75	13,5	5,4	2,6	5	13,5	8,5	
110	124	132,2	168	92,5	75	17,5	7,1	3,9	5	13,5	8,5	
120	134	142,2	178	102,5	85	17,5	7,1	3,9	5	13,5	8,5	
130	145	153,2	190	112,5	95	17,5	7,1	3,9	5	13,5	8,5	
135	152	161,2	201	113,5	95	18,5	7,1	3,9	5	13,5	8,5	
140	157	164,3	206	118,5	100	18,5	7,1	3,9	5	13,5	8,5	
150	167	174,2	219	128,5	110	18,5	7,1	3,9	5	13,5	8,5	
160	188	195	239	141	120	21	9,1	3,9	5	15,5	8,5	

Dimensions in mm. - The spacer is never to be considered for ROTEN 4.

UNITEN																
TYPE 4 - 4H														EN 12756		
d ₁	d ₆	d ₇	d ₄	l ₁	L	l ₄	l ₆	l ₅	H	A	d ₈	l ₇	l _p	l _{1k}	L	
10	17	21	22	40	15	7	4	1,5	18	13	3	8,5	5	32,5	25,5	
12	19	23	24	40	18	7	4	1,5	15	15	3	8,5	5	32,5	25,5	
14	21	25	26	40	22	7	4	1,5	11	18	3	8,5	5	35	28	
16	23	27	28	40	23	7	4	1,5	10	20	3	8,5	5	35	28	
18	27	33	34	45	24	10	5	2	11	22	3	9	5	37,5	27,5	
20	29	35	36	45	25	10	5	2	10	25	3	9	5	37,5	27,5	
22	31	37	38	45	25	10	5	2	10	27	3	9	5	37,5	27,5	
24	33	39	40	50	27	10	5	2	13	29	3	9	5	40	30	
25	34	40	41	50	27	10	5	2	13	30	3	9	5	40	30	
28	37	43	44	50	29	10	5	2	11	34	3	9	5	42,5	32,5	
30	39	45	48+	50	30	10	5	2	10	36	3	9	5	42,5	32,5	
32	42	48	48	55	30	10	5	2	15	38	3	9	5	42,5	32,5	
33	42	48	54+	55	39	10	5	2	6	40	3	9	5	42,5	32,5	
35	44	50	54+	55	39	10	5	2	6	42	3	9	5	42,5	32,5	
38	49	56	58	55	42	13	6	2	—	45	4	9	5	45	32	
40	51	58	60	55	42	13	6	2	—	47	4	9	5	45	32	
43	54	61	63	60	47	13	6	2	—	51	4	9	5	45	32	
45	56	63	65	60	47	13	6	2	—	53	4	9	5	45	32	
48	59	66	73+	60	47	13	6	2	—	56	4	9	5	45	32	
50	62	70	75+	60	46	14	6	2,5	—	59	4	9	5	47,5	33,5	
53	65	73	73	70	56	14	6	2,5	—	62	4	9	5	47,5	33,5	
55	67	75	80+	70	56	14	6	2,5	—	64	4	9	5	47,5	33,5	
58	70	78	83	70	56	14	6	2,5	—	68	4	9	5	—	—	
60	72	80	85	70	56	14	6	2,5	—	70	4	9	5	—	—	
63	75	83	88	70	56	14	6	2,5	—	73	4	9	5	—	—	
65	77	85	90	80	66	14	6	2,5	—	76	4	9	5	—	—	
68	81	90	93	80	64	16	7	2,5	—	79	4	9	5	—	—	
70	83	92	95	80	64	16	7	2,5	—	81	4	9	5	—	—	
75	88	97	104	80	64	16	7	2,5	—	86	4	9	5	—	—	
80	95	105	109	90	72	18	7	3	—	92	4	9	5	—	—	
85	100	110	114	90	72	18	7	3	—	98	4	9	5	—	—	
90	105	115	119	90	72	18	7	3	—	103	4	9	5	—	—	
95	110	120	131+	90	72	18	7	3	—	108	4	9	5	—	—	
100	115	125	137+	90	72	18	7	3	—	114	4	9	5	—	—	

Dimensions in mm.
 + This size is larger than the minimum prescribed by the EN norm.
 * The size d₄ is considered the minimum dimension for the stuffing box diameter.
 Where possible, it is better to have a larger dimension or a conical stuffing box.

TYPE 4

is fitted with PTFE gaskets and can be used for most fluids provided that the operating conditions are within the design limits and the face materials are compatible.

The standard version contains stainless steel, PTFE and Carbon, but to take full advantage of the characteristics of PTFE, the seal can be supplied with hard faces, hard metal inserts, special anticorrosion alloys, special carbons, glass-filled PTFE and special faces shrunk-fit into the frame. The seal is suitable for most solvents, pharmaceutical and chemical products at elevated temperatures.



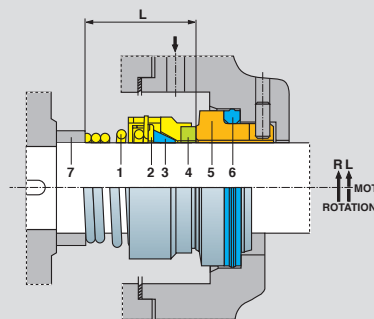
MAX. WORKING CONDITIONS

These depend on: \varnothing shaft, pressure, speed, temperature and fluid to be sealed. See page 74.

$p \leq 12 \text{ bar}$
 $t = 10 \div 180^\circ\text{C}$
 $v \leq 15 \text{ m/s}$

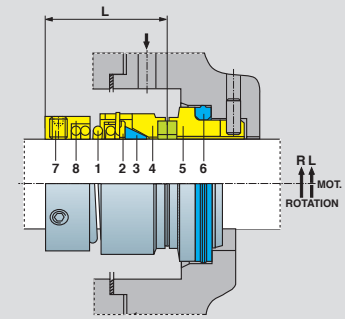
UN U4 LRO4 =
 UNITEN 4 model with working length "L" as ROTEN 4

TYPE 4H



with shrunk-in rotary seal ring.

TYPE U4

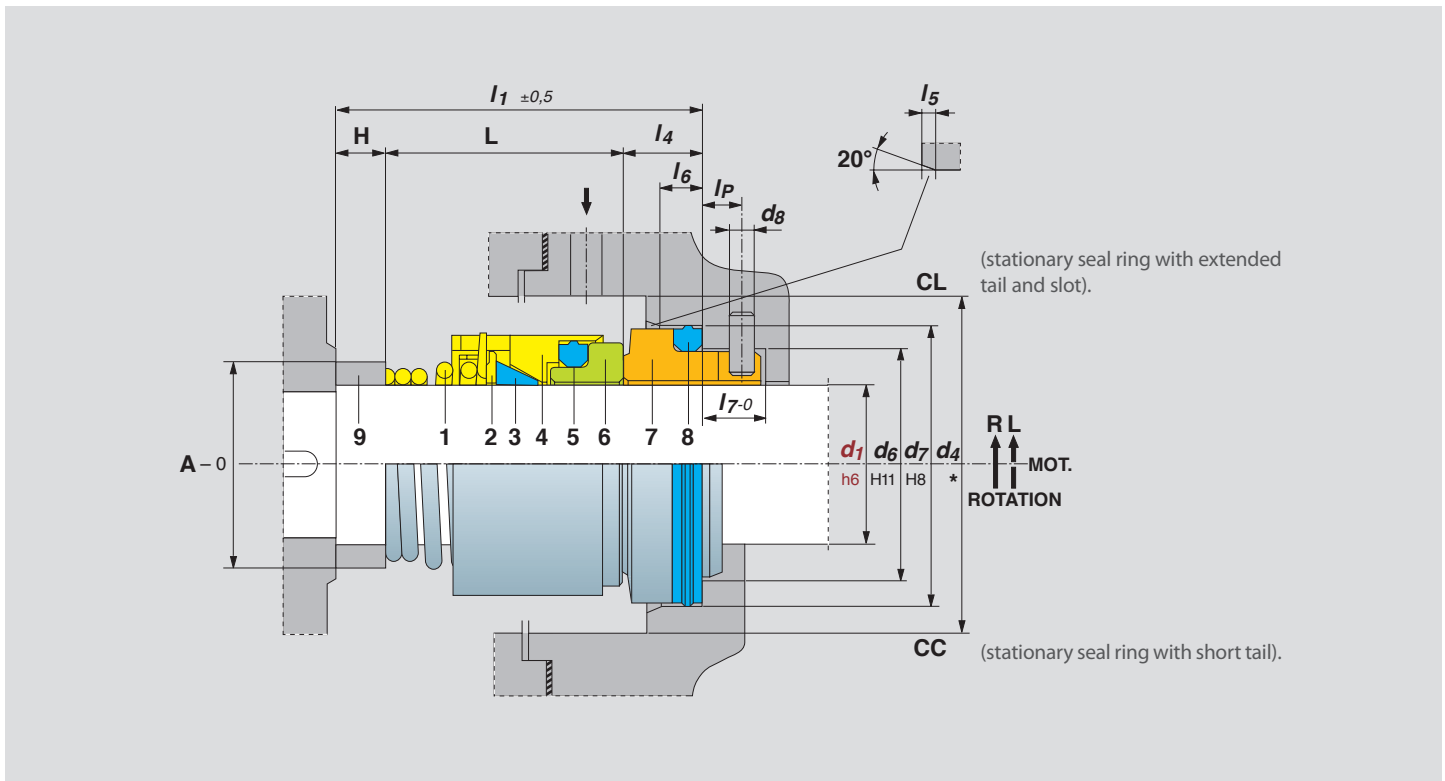


with driving sleeve and hard metal brazed faces.

TYPE 4 - 4H - 4K - 4KH		TYPE U4 - U4H		STANDARD MATERIALS							
POS.	COMPONENTS	POS.	COMPONENTS								
1	Self-driving spring	1	Spring	L1	X1						
2	Gasket thrust washer	2	Gasket thrust washer	L1	X1						
3	Wedge shaft gasket (PTFE)	3	Wedge shaft gasket (PTFE)	C1	C4**						
4*	Rotary seal ring	4*	Rotary seal ring	D5	D6	G1	J1	L1	X1	X3	X7
5	Stationary seal ring	5	Stationary seal ring	C4	K1	R1	V1	V2	V3	X3	
6	Stationary gasket	6	Stationary gasket	B1	C1	C4**	E1	F1	N1	P1	W1 Y1
7	Spacer (if required)			G1	H1	X1					
		7	Grub screws	H1	L1	X1					
		8	Driving "U" sleeve	L1	X1						

*Version 4 AA with open slot on rotating.

**For particular operating conditions the wedge and stationary gasket may be manufactured in the code C4.



ROTEN													
TYPE 45 - 45 TR CL												U45 - U45 TR CL	
d ₁	d ₆	d ₇	d ₄	I ₁	L	I ₄	I ₆	I ₅	d ₈	I ₇	I _P	I ₁	L
10	14	18,1	22	25,5	20	5,5	2,8	1,2	2	6,2	3,5	27,5	22
11	16,5	20,6	25	27,5	22	5,5	2,8	1,2	2	6,2	3,5	29,5	24
12	16,5	20,6	25	27,5	22	5,5	2,8	1,2	2	6,2	3,5	29,5	24
13	19	23,1	27	33	27	6	2,8	1,2	2	6,7	4	36	30
14	19	23,1	27	33	27	6	2,8	1,2	2	6,7	4	36	30
15	21	26,9	32	34	27	7	3,7	1,3	2,5	7,6	4	37	30
16	21	26,9	32	35	28	7	3,7	1,3	2,5	7,6	4	38	31
17	21	26,9	32	35	28	7	3,7	1,3	2,5	7,6	4	38	31
18÷20	25	30,9	36	38	30	8	3,7	1,3	3	8,5	4,5	42	34
21	30	35,4	41	38	30	8	3,7	1,8	3,5	8,5	5	42	34
22	30	35,4	41	38	30	8	3,7	1,8	3,5	8,5	5	42	34
23	30	35,4	41	40	32	8	3,7	1,8	3,5	8,5	5	44	36
24	30	35,4	41	40	32	8	3,7	1,8	3,5	8,5	5	44	36
25÷27	33	38,2	45	41,5	33	8,5	3,7	1,8	4	9,1	5	45,5	37
28	38	43,3	50	45	36	9	3,7	1,8	4	9,6	6	50	41
29÷32	38	43,3	50	46	37	9	3,7	1,8	4	9,6	6	51	42
33÷37	45	53,5	62	59,5	48	11,5	5,4	2,1	5	12	7,5	66,5	55
38÷43	52	60,5	70	59,5	48	11,5	5,4	2,1	5	12	7,5	66,5	55
44÷49	57	65,5	75	62,5	51	11,5	5,4	2,1	5	13	8,5	68,5	57
50	64	72,5	83	66,5	55	11,5	5,4	2,1	5	13	8,5	74,5	63
55	64	72,5	83	68,5	57	11,5	5,4	2,1	5	13	8,5	76,5	65
60	72	79,3	90	72,5	61	11,5	5,4	2,1	5	13,5	8,5	81,5	70
65	77	84,5	96	74,5	63	11,5	5,4	2,1	5	13,5	8,5	83,5	72
75	87	94,5	106	79,5	68	11,5	5,4	2,1	5	13,5	8,5	89,5	78
80	92	99,5	111	81,5	70	11,5	5,4	2,1	5	13,5	8,5	93,5	82
85	98	105,5	125	85,5	72	13,5	5,4	2,6	5	13,5	8,5	97,5	84
90	105	111,5	130	88,5	75	13,5	5,4	2,6	5	13,5	8,5	99,5	86
95	110	116,5	137	88,5	75	13,5	5,4	2,6	5	13,5	8,5	99,5	86
100	114	119,5	143	98,5	85	13,5	5,4	2,6	5	13,5	8,5	110,5	97
110	124	132,2	166	106,5	89	17,5	7,1	3,9	5	13,5	8,5	119,5	102
120	134	142,2	176	114,5	97	17,5	7,1	3,9	5	13,5	8,5	127,5	110
130	145	153,2	190	125,5	108	17,5	7,1	3,9	5	13,5	8,5	137,5	120
140	157	164,3	210	128,5	110	18,5	7,1	3,9	5	13,5	8,5	145,5	127
150	167	174,2	220	138,5	120	18,5	7,1	3,9	5	13,5	8,5	155,5	137

Dimensions in mm.
The spacer is never to be considered for ROTEN 45.

UNITEN														EN 12756	
TYPE 45 - 45 TR CL															
d ₁	d ₆	d ₇	d ₄	I ₁	L	I ₄	I ₆	I ₅	H	A	d ₈	I ₇	I _P		
10	17	21	22	40	20	7	4	1,5	13	13	3	8,5	5		
12	19	23	24	40	22	7	4	1,5	11	15	3	8,5	5		
14	21	25	26	40	27	7	4	1,5	6	18	3	8,5	5		
16	23	27	30+	40	28	7	4	1,5	5	20	3	8,5	5		
18	27	33	34	45	30	10	5	2	5	22	3	9	5		
20	29	35	36	45	30	10	5	2	5	25	3	9	5		
22	31	37	38	45	30	10	5	2	5	27	3	9	5		
24	33	39	40	50	32	10	5	2	8	29	3	9	5		
25	34	40	41	50	33	10	5	2	7	30	3	9	5		
28	37	43	48+	50	36	10	5	2	4	34	3	9	5		
30	39	45	48+	50	37	10	5	2	3	36	3	9	5		
32	42	48	48	55	37	10	5	2	8	38	3	9	5		
33	42	48	58+	58+	48+	10	5	2	—	40	3	9	5		
35	44	50	58+	58+	48+	10	5	2	—	42	3	9	5		
38	49	56	65+	61+	48+	13	6	2	—	45	4	9	5		
40	51	58	65+	61+	48+	13	6	2	—	47	4	9	5		
43	54	61	65+	61+	48+	13	6	2	—	51	4	9	5		
45	56	63	70+	64+	51+	13	6	2	—	53	4	9	5		
48	59	66	70+	64+	51+	13	6	2	—	56	4	9	5		
50	62	70	76+	69+	55+	14	6	2,5	—	59	4	9	5		
53	65	73	76+	71+	57+	14	6	2,5	—	62	4	9	5		
55	67	75	77+	71+	57+	14	6	2,5	—	64	4	9	5		
58	70	78	85+	75+	61+	14	6	2,5	—	68	4	9	5		
60	72	80	85	75+	61+	14	6	2,5	—	70	4	9	5		
63	75	83	90+	77+	63+	14	6	2,5	—	73	4	9	5		
65	77	85	90	80	63	14	6	2,5	3	76	4	9	5		
68	81	90	95+	80	64	16	7	2,5	—	79	4	9	5		
70	83	92	95	80	64	16	7	2,5	—	81	4	9	5		
75	88	97	104	84+	68+	16	7	2,5	—	86	4	9	5		
80	95	105	109	90	70	18	7	3	2	92	4	9	5		
85	100	110	114	90	72	18	7	3	—	98	4	9	5		
90	105	115	119	93+	75+	18	7	3	—	103	4	9	5		
95	110	120	124	93+	75+	18	7	3	—	108	4	9	5		
100	115	125	129	103+	85+	18	7	3	—	114	4	9	5		

Dimensions in mm.
+ This size is larger than the minimum prescribed by the EN norm.
* The size d₄ is considered the minimum dimension for the stuffing box diameter.
Where possible, it is better to have a larger dimension or a conical stuffing box.

TYPE 45

combines all the features of the ROTEN **TYPE 5** with the added versatility of PTFE gaskets. The seal faces and metallic components are from the **TYPE 5** with PTFE gaskets from the **TYPE 4**. The range of application is therefore extended to most fluids.



UN U45 LRO45 =

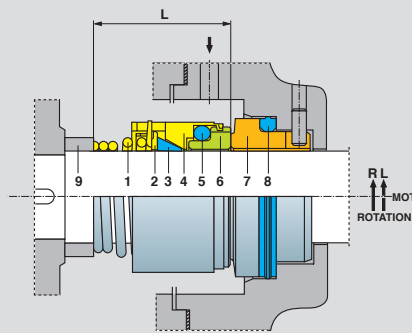
UNITEN 45 model with working length "L" as ROTEN U45

MAX. WORKING CONDITIONS

These depend on: \varnothing shaft, pressure, speed, temperature and fluid to be sealed. See page 74.

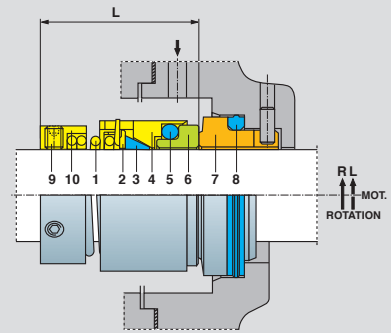
- p** ≤ 16 bar
- t** = 10 ÷ 200°C
- v** ≤ 15 m/s

TYPE 45 TR CL



positive drive and stationary seal ring with extended tail and slot.

TYPE U45



with driving sleeve.

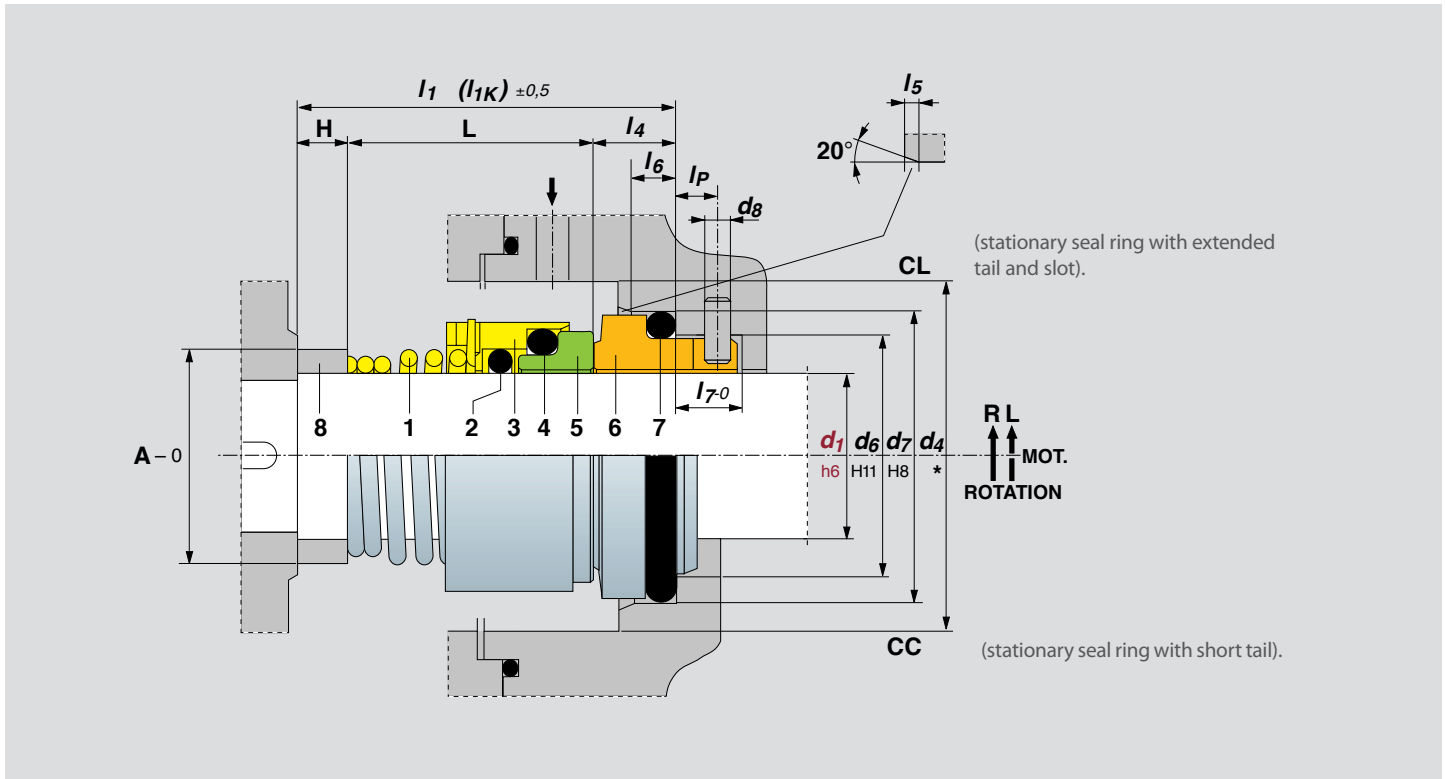
TYPE 45 - 45 TR CL		TYPE U45 - U45 TR CL		STANDARD MATERIALS								
POS.	COMPONENTS	POS.	COMPONENTS									
1	Self-driving spring	1	Spring	L1	X1							
2	Gasket thrust washer	2	Gasket thrust washer	L1	X1							
3	Wedge shaft gasket (PTFE)	3	Wedge shaft gasket (PTFE)	C1	C4**							
4*	Frame	4*	Frame	L1	X1							
5	Rotary gasket	5	Rotary gasket	B1	C1	C4**	E1	F1	N1	P1	W1	Y1
6	Rotary seal ring	6	Rotary seal ring	K1	K4	R1	Z1					
7	Stationary seal ring	7	Stationary seal ring	C4	V1	V2	V3	R1	K1			
8	Stationary gasket	8	Stationary gasket	B1	C1	C4**	E1	F1	N1	P1	W1	Y1
9	Spacer (if required)			G1	H1	X1						
		9	Grub screws	H1	L1	X1						
		10	Driving "U" sleeve	L1	X1							

*Version 45 AA with open slot on frame.

**For particular operating conditions the wedge and stationary gasket may be manufactured in the code C4.

TYPE 5

5 TR CL - U5 - U5 TR CL - 5H2 - 5H2 TR CL - 5K - 5K TR CL



ROTEN													
TYPE 5 - 5 TR CL - U5 - U5 TR CL												5H2 5H2 TR CL	
d ₁	d ₆	d ₇	d ₄	l ₁	L	l ₄	l ₆	l ₅	d ₈	l ₇	l _p	l ₁	L
10	14	18,1	22	25,5	20	5,5	2,8	1,2	2	6,2	3,5	20,5	15
11	16,5	20,6	25	27,5	22	5,5	2,8	1,2	2	6,2	3,5	23,5	18
12	16,5	20,6	25	27,5	22	5,5	2,8	1,2	2	6,2	3,5	23,5	18
13	19	23,1	27	33	27	6	2,8	1,2	2	6,7	4	28	22
14	19	23,1	27	33	27	6	2,8	1,2	2	6,7	4	28	22
15	21	26,9	32	34	27	7	3,7	1,3	2,5	7,6	4	29	22
16	21	26,9	32	35	28	7	3,7	1,3	2,5	7,6	4	30	23
17	21	26,9	32	35	28	7	3,7	1,3	2,5	7,6	4	30	23
18	25	30,9	36	38	30	8	3,7	1,3	3	8,5	4,5	32	24
19÷20	25	30,9	36	38	30	8	3,7	1,3	3	8,5	4,5	33	25
21÷22	30	35,4	41	38	30	8	3,7	1,8	3,5	8,5	5	33	25
23÷24	30	35,4	41	40	32	8	3,7	1,8	3,5	8,5	5	35	27
25÷27	33	38,2	45	41,5	33	8,5	3,7	1,8	4	9,1	5	35,5	27
28	38	43,3	50	45	36	9	3,7	1,8	4	9,6	6	38	29
29÷32	38	43,3	50	46	37	9	3,7	1,8	4	9,6	6	39	30
33÷37	45	53,5	62	59,5	48	11,5	5,4	2,1	5	12	7,5	50,5	39
38÷43	52	60,5	70	59,5	48	11,5	5,4	2,1	5	12	7,5	50,5	39
44÷49	57	65,5	75	62,5	51	11,5	5,4	2,1	5	13	8,5	52,5	41
50	64	72,5	83	66,5	55	11,5	5,4	2,1	5	13	8,5	56,5	45
55	64	72,5	83	68,5	57	11,5	5,4	2,1	5	13	8,5	58,5	47
60	72	79,3	90	72,5	61	11,5	5,4	2,1	5	13,5	8,5	60,5	49
65	77	84,5	96	74,5	63	11,5	5,4	2,1	5	13,5	8,5	62,5	51
70	82	89,5	101	74,5	63	11,5	5,4	2,1	5	13,5	8,5	62,5	51
75	87	94,5	106	79,5	68	11,5	5,4	2,1	5	13,5	8,5	68,5	57
80	92	99,5	111	81,5	70	11,5	5,4	2,1	5	13,5	8,5	70,5	59
85	98	105,5	125	85,5	72	13,5	5,4	2,6	5	13,5	8,5	72,5	59
90	105	111,5	130	88,5	75	13,5	5,4	2,6	5	13,5	8,5	75,5	62
95	110	116,5	137	88,5	75	13,5	5,4	2,6	5	13,5	8,5	75,5	62
100	114	119,5	143	98,5	85	13,5	5,4	2,6	5	13,5	8,5	88,5	75
110	124	132,2	166	106,5	89	17,5	7,1	3,9	5	13,5	8,5	92,5	75
120	134	142,2	176	114,5	97	17,5	7,1	3,9	5	13,5	8,5	102,5	85
130	145	153,2	190	125,5	108	17,5	7,1	3,9	5	13,5	8,5	112,5	95
140	157	164,3	210	128,5	110	18,5	7,1	3,9	5	13,5	8,5	118,5	100
150	167	174,2	220	138,5	120	18,5	7,1	3,9	5	13,5	8,5	128,5	110

Dimensions in mm.
The spacer is never to be considered for ROTEN 5.

UNITEN														EN 12756	
TYPE 5 - 5 TR CL												5K 5K TR CL			
d ₁	d ₆	d ₇	d ₄	l ₁	L	l ₄	l ₆	l ₅	H	A	d ₈	l ₇	l _p	l _{1k}	L
10	17	21	22	40	15	7	4	1,5	18	13	3	8,5	5	32,5	25,5
12	19	23	24	40	18	7	4	1,5	15	15	3	8,5	5	32,5	25,5
14	21	25	26	40	22	7	4	1,5	11	18	3	8,5	5	35	28
16	23	27	30+	40	23	7	4	1,5	10	20	3	8,5	5	35	28
18	27	33	34	45	24	10	5	2	11	22	3	9	5	37,5	27,5
20	29	35	36	45	25	10	5	2	10	25	3	9	5	37,5	27,5
22	31	37	38	45	25	10	5	2	10	27	3	9	5	37,5	27,5
24	33	39	40	50	27	10	5	2	13	29	3	9	5	40	30
25	34	40	41	50	27	10	5	2	13	30	3	9	5	40	30
28	37	43	48+	50	29	10	5	2	11	34	3	9	5	42,5	32,5
30	39	45	48+	50	30	10	5	2	10	36	3	9	5	42,5	32,5
32	42	48	48	55	30	10	5	2	15	38	3	9	5	42,5	32,5
33	42	48	49	55	39	10	5	2	6	40	3	9	5	42,5	32,5
35	44	50	58+	55	39	10	5	2	6	42	3	9	5	42,5	32,5
38	49	56	65+	55	42	13	6	2	—	45	4	9	5	45	32
40	51	58	65+	55	42	13	6	2	—	47	4	9	5	45	32
43	54	61	65+	60	47	13	6	2	—	51	4	9	5	45	32
45	56	63	70+	60	47	13	6	2	—	53	4	9	5	45	32
48	59	66	70+	60	47	13	6	2	—	56	4	9	5	45	32
50	62	70	76+	60	46	14	6	2,5	—	59	4	9	5	47,5	33,5
53	65	73	76+	70	56	14	6	2,5	—	62	4	9	5	47,5	33,5
55	67	75	75	70	56	14	6	2,5	—	64	4	9	5	47,5	33,5
58	70	78	83	70	56	14	6	2,5	—	68	4	9	5	52,5	38,5
60	72	80	85	70	56	14	6	2,5	—	70	4	9	5	52,5	38,5
63	75	83	88	70	56	14	6	2,5	—	73	4	9	5	52,5	38,5
65	77	85	90	80	66	14	6	2,5	—	76	4	9	5	52,5	38,5
68	81	90	93	80	64	16	7	2,5	—	79	4	9	5	52,5	36,5
70	83	92	95	80	64	16	7	2,5	—	81	4	9	5	60	44
75	88	97	104	80	64	16	7	2,5	—	86	4	9	5	60	44
80	95	105	109	90	72	18	7	3	—	92	4	9	5	60	42
85	100	110	114	90	72	18	7	3	—	98	4	9	5	60	42
90	105	115	119	90	72	18	7	3	—	103	4	9	5	65	47
95	110	120	124	90	72	18	7	3	—	108	4	9	5	65	47
100	115	125	129	90	72	18	7	3	—	114	4	9	5	65	47

Dimensions in mm.
+ This size is larger than the minimum prescribed by the EN norm.
* The size d₄ is considered the minimum dimension for the stuffing box diameter.
Where possible, it is better to have a larger dimension or a conical stuffing box.

TYPE 5

The principal advantage of this seal is the possibility to replace only the worn faces during overhauls. They can be supplied in materials such as pure alumina ceramic, solid corrosion resistant tungsten carbide and silicon carbide, normal carbon, metalized carbon, filled PTFE etc.

Metallic parts are in stainless steel or in corrosion resistant superalloys and O-Rings can be supplied in any kind of rubber; the seal design is very resilient compared to other seal types reducing the effects of vibration and misalignment of the machine on which it is installed. These features also give it great versatility particularly for heavy duty use.



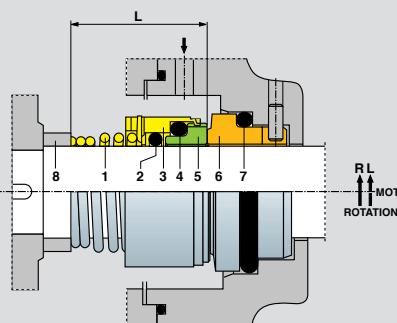
- UN 5 LRO2=** UNITEN 5 with working length "L" as ROTEN 2
- UN U5 LRO5=** UNITEN U5 model with working length "L" as ROTEN 5

MAX. WORKING CONDITIONS

These depend on: \varnothing shaft, pressure, speed, temperature and fluid to be sealed. See page 74.

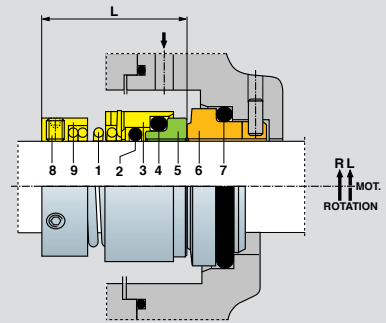
- p ≤ 16 bar**
- t = 10 ÷ 200°C**
- v ≤ 15 m/s**

TYPE 5 TR CL



positive drive and stationary seal ring with extended tail and slot.

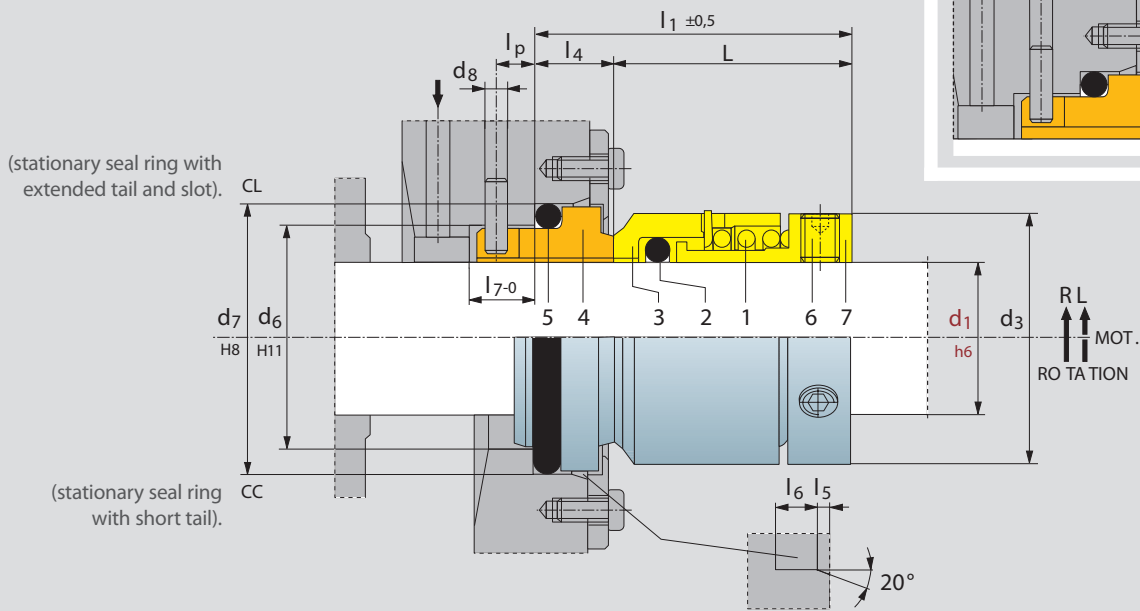
TYPE U5



with driving sleeve.

TYPE 5 - 5 TR CL - 5H2 - 5H2 TR CL - 5K - 5K TR CL		TYPE U5 - U5 TR CL		STANDARD MATERIALS							
POS.	COMPONENTS	POS.	COMPONENTS								
1	Self-driving spring	1	Spring	L1	X1						
2	Shaft gasket	2	Shaft gasket	B1	E1	F1	N1	P1	W1	Y1	
3	Frame	3	Frame	L1	X1						
4	Rotary gasket	4	Rotary gasket	B1	C1	E1	F1	N1	P1	W1	Y1
5	Rotary seal ring	5	Rotary seal ring	K1	K4	R1	Z1				
6	Stationary seal ring	6	Stationary seal ring	C4	K1	R1	V1	V2	V3		
7	Stationary gasket	7	Stationary gasket	B1	C1	E1	F1	N1	P1	W1	Y1
8	Spacer (if required)			G1	L1	X1					
		8	Grub screws	H1	L1	X1					
		9	Driving "U" sleeve	L1	X1						

**FOR RETAINING FLANGE INSTALLATION
SEE PAGE 58**



ROTEN

d ₁	d ₆	d ₇	d ₃	l ₁	L	l ₄	l ₆	l ₅	d ₈	l ₇	l _p
10	14	18,1	22	27,5	22	5,5	2,8	1,2	2	6,2	3,5
11÷12	16,5	20,6	24	29,5	24	5,5	2,8	1,2	2	6,2	3,5
13	19	23,1	26	30	24	6	2,8	1,2	2	6,7	4
14	19	23,1	27	32	26	6	2,8	1,2	2	6,7	4
15	21	26,9	28	33	26	7	3,7	1,3	2,5	7,6	4
16÷17	21	26,9	31	34	27	7	3,7	1,3	2,5	7,6	4
18	25	30,9	33	36	28	8	3,7	1,3	3	8,5	4,5
19	25	30,9	36	38	30	8	3,7	1,3	3	8,5	4,5
20	25	30,9	37	39	31	8	3,7	1,3	3	8,5	4,5
21÷22	30	35,4	39	39	31	8	3,7	1,8	3,5	8,5	5
23	30	35,4	42	40	32	8	3,7	1,8	3,5	8,5	5
24	30	35,4	42	42	34	8	3,7	1,8	3,5	8,5	5
25÷27	33	38,2	43	43,5	35	8,5	3,7	1,8	4	9,1	5
28	38	43,3	47	46	37	9	3,7	1,8	4	9,6	6
29÷32	38	43,3	52	48	39	9	3,7	1,8	4	9,6	6
33÷37	45	53,5	56	55,5	44	11,5	5,4	2,1	5	12	7,5
38÷43	52	60,5	69	58,5	47	11,5	5,4	2,1	5	12	7,5
44÷48	57	65,5	74	62,5	51	11,5	5,4	2,1	5	13	8,5
50	64	72,5	77	65,5	54	11,5	5,4	2,1	5	13	8,5
55	64	72,5	83	68,5	57	11,5	5,4	2,1	5	13	8,5
60	72	79,3	89	68,5	57	11,5	5,4	2,1	5	13,5	8,5
65	77	84,5	97	71,5	60	11,5	5,4	2,1	5	13,5	8,5
70	82	89,5	104	71,5	60	11,5	5,4	2,1	5	13,5	8,5
75	87	94,5	100	91,5	80	11,5	5,4	2,1	5	13,5	8,5
80	92	99,5	106	96,5	85	11,5	5,4	2,1	5	13,5	8,5
85	98	105,5	115	101,5	88	13,5	5,4	2,6	5	13,5	8,5
90	105	111,5	118	106,5	93	13,5	5,4	2,6	5	13,5	8,5
95	110	116,5	128	110,5	97	13,5	5,4	2,6	5	13,5	8,5
100	114	119,5	137	121,5	108	13,5	5,4	2,6	5	13,5	8,5
110	124	132,2	152	130,5	113	17,5	7,1	3,9	5	13,5	8,5
120	134	142,2	165	137,5	120	17,5	7,1	3,9	5	13,5	8,5
130	145	153,2	176	142,5	125	17,5	7,1	3,9	5	13,5	8,5
135	152	161,2	183	155,5	137	18,5	7,1	3,9	5	13,5	8,5
140	157	164,3	188	165,5	147	18,5	7,1	3,9	5	13,5	8,5
150	167	174,2	200	165,5	147	18,5	7,1	3,9	5	13,5	8,5

Dimensions in mm.

d₃ = depends on the material of which the rotary ring is built.
The indicated value is the maximum for this quote.

UNITEN

EN 12756

TYPE 7 - 7H - 7R - 7RH

d ₁	d ₆	d ₇	d ₃	l ₁	L	l ₄	l ₆	l ₅	d ₈	l ₇	l _p
10	17	21	22	29	22	7	4	1,5	3	8,5	5
12	19	23	24	31	24	7	4	1,5	3	8,5	5
14	21	25	27	33	26	7	4	1,5	3	8,5	5
16	23	27	31	34	27	7	4	1,5	3	8,5	5
18	27	33	33	38	28	10	5	2	3	9	5
20	29	35	37	41	31	10	5	2	3	9	5
22	31	37	39	41	31	10	5	2	3	9	5
24	33	39	42	44	34	10	5	2	3	9	5
25	34	40	43	45	35	10	5	2	3	9	5
28	37	43	47	47	37	10	5	2	3	9	5
30	39	45	50	49	39	10	5	2	3	9	5
32	42	48	52	49	39	10	5	2	3	9	5
33	42	48	54	54	44	10	5	2	3	9	5
35	44	50	56	54	44	10	5	2	3	9	5
38	49	56	62	60	47	13	6	2	4	9	5
40	51	58	64	60	47	13	6	2	4	9	5
43	54	61	69	60	47	13	6	2	4	9	5
45	56	63	71	64	51	13	6	2	4	9	5
48	59	66	74	64	51	13	6	2	4	9	5
50	62	70	77	68	54	14	6	2,5	4	9	5
53	65	73	83	71	57	14	6	2,5	4	9	5
55	67	75	83	71	57	14	6	2,5	4	9	5
58	70	78	89	71	57	14	6	2,5	4	9	5
60	72	80	89	71	57	14	6	2,5	4	9	5
63	75	83	97	74	60	14	6	2,5	4	9	5
65	77	85	97	74	60	14	6	2,5	4	9	5
68	81	90	104	76	60	16	7	2,5	4	9	5
70	83	92	104	76	60	16	7	2,5	4	9	5
75	88	97	100	96	80	16	7	2,5	4	9	5
80	95	105	106	103	85	18	7	3	4	9	5
85	100	110	115	106	88	18	7	3	4	9	5
90	105	115	118	111	93	18	7	3	4	9	5
95	110	120	128	115	97	18	7	3	4	9	5
100	115	125	137	126	108	18	7	3	4	9	5

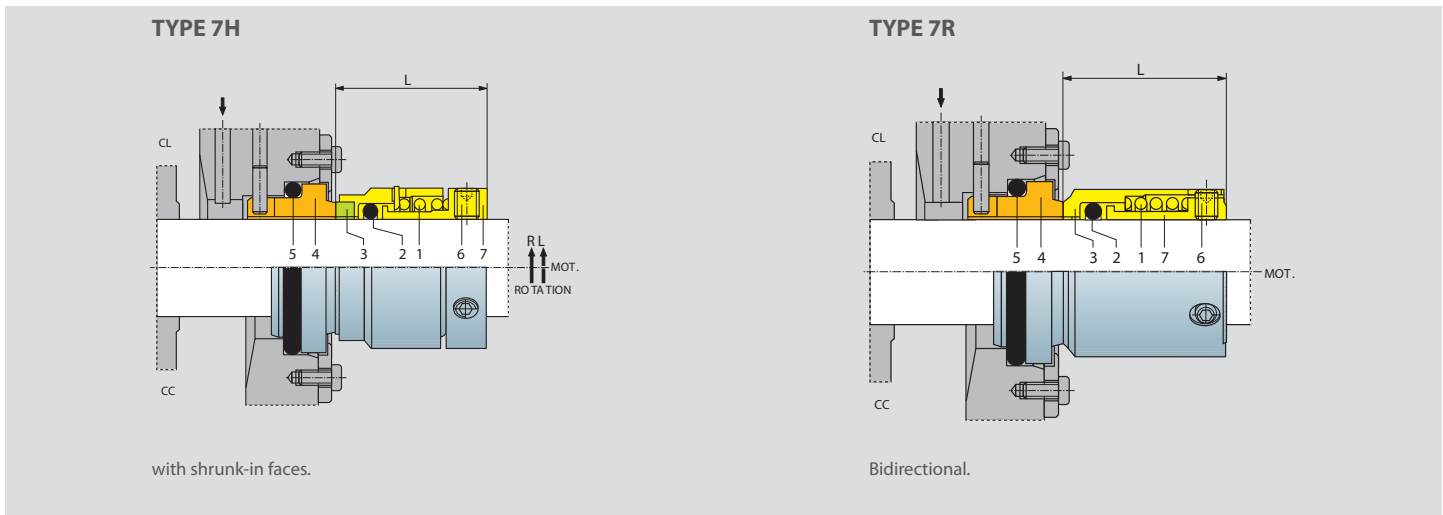
Dimensions in mm.

d₃ = depends on the material of which the rotary ring is built.
The indicated value is the maximum for this quote.

TYPE 7

is designed for external mounting. The spring and sleeve are not in contact with the pumped liquid (foods, chemicals, corrosives, etc.) and unlike some other external seals it can work against internal pressure.

These seals are available in an extensive range of materials including all stainless steels, anticorrosion superalloys, alumina ceramic, hard facings, brazed or massive anticorrosion hard metal, solid silicon carbide, normal and special carbon, filled PTFE, etc. O-Rings can be supplied in all types of rubber. We always advise to mount the seal plate for the conditions under which the seal is to operate. It is ideal with high or pulsing counterpressure or with viscous or sticky fluids.



TYPE 7 - 7H - 7R - 7RH		STANDARD MATERIALS									
POS.	COMPONENTS										
1	Self-driving spring	X1									
2	Shaft gasket	B1	E1	F1	N1	P1	W1	Y1			
3	Rotary seal ring	D5	D6	J1	K1*	L1	R1*	X1	X3	X7	Z1*
4	Stationary seal ring	C4	K1	R1	V1	V2	V3	X3			
5	Stationary gasket	B1	C1	E1	F1	N1	P1	W1	Y1		
6	Grub screws	H1	L1	X1							
7	Driving sleeve	X1	L1								

*Materials available only for type 7.

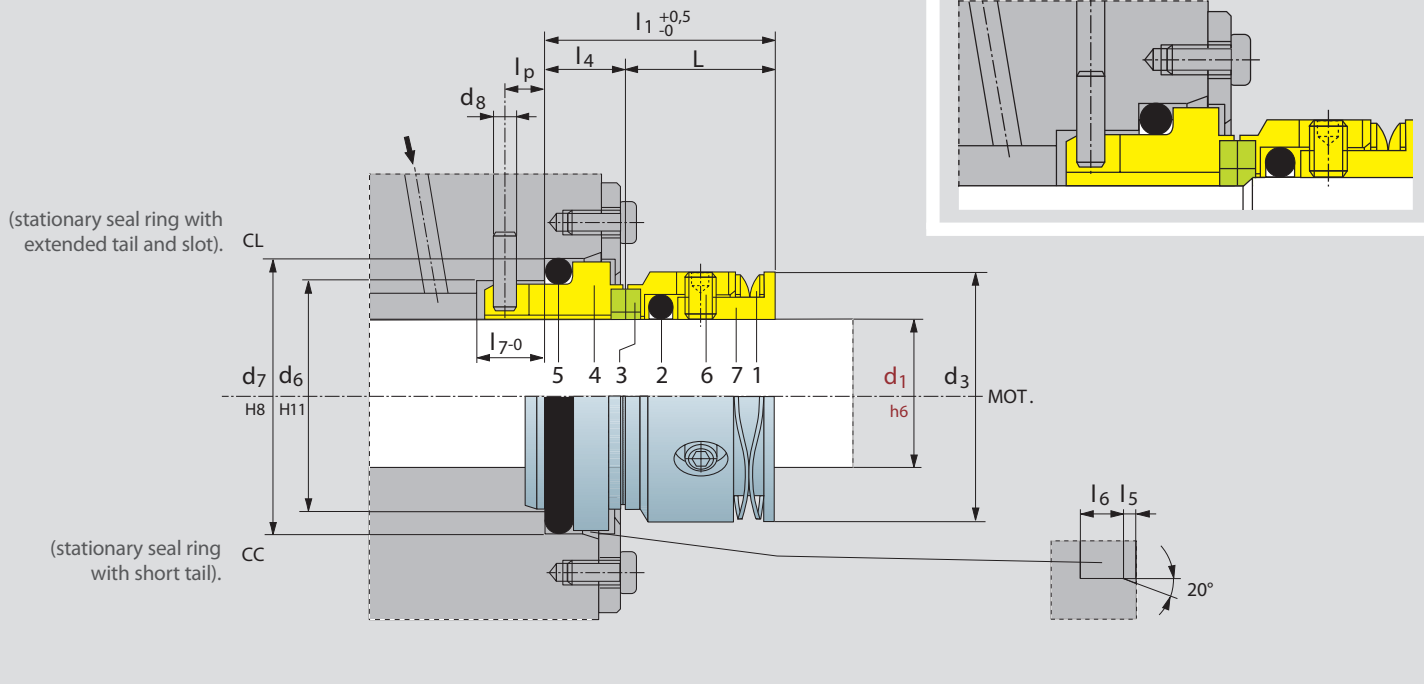
MAX. WORKING CONDITIONS

These depend on: \varnothing shaft, pressure, speed, temperature and fluid to be sealed. See page 74.

- p** ≤ 12 bar
- t** = -35 ÷ 180°C
- v** ≤ 15 m/s

FOR RETAINING FLANGE INSTALLATION
SEE PAGE 58

Suggestion: reduce the diameter of the shaft for more lubrication.



ROTEN												
TYPE 7K - 7KH												
d ₁	d ₆	d ₇	d ₃	l ₁	L	l ₄	l ₆	l ₅	d ₈	l ₇	l _p	
10	14	18,1	21	23,5	18	5,5	2,8	1,2	2	6,2	3,5	
11÷12	16,5	20,6	23	23,5	18	5,5	2,8	1,2	2	6,2	3,5	
13	19	23,1	25	24	18	6	2,8	1,2	2	6,7	4	
14	19	23,1	25	24	18	6	2,8	1,2	2	6,7	4	
15	21	26,9	26	26,1	19,1	7	3,7	1,3	2,5	7,6	4	
16÷17	21	26,9	29	26,1	19,1	7	3,7	1,3	2,5	7,6	4	
18	25	30,9	29	27,1	19,1	8	3,7	1,3	3	8,5	4,5	
19	25	30,9	32	27,1	19,1	8	3,7	1,3	3	8,5	4,5	
20	25	30,9	32	27,1	19,1	8	3,7	1,3	3	8,5	4,5	
21÷22	30	35,4	35	27,1	19,1	8	3,7	1,8	3,5	8,5	5	
23	30	35,4	37	27,1	19,1	8	3,7	1,8	3,5	8,5	5	
24	30	35,4	37	27,1	19,1	8	3,7	1,8	3,5	8,5	5	
25÷27	33	38,2	41	27,6	19,1	8,5	3,7	1,8	4	9,1	5	
28	38	43,3	41	28,1	19,1	9	3,7	1,8	4	9,6	6	
29÷32	38	43,3	47	28,1	19,1	9	3,7	1,8	4	9,6	6	
33	45	53,5	48	30,6	19,1	11,5	5,4	2,1	5	12	7,5	
35	45	53,5	49	30,6	19,1	11,5	5,4	2,1	5	12	7,5	
38	52	60,5	53	32,6	21,1	11,5	5,4	2,1	5	12	7,5	
40	52	60,5	55	32,6	21,1	11,5	5,4	2,1	5	12	7,5	
43	52	60,5	60	32,6	21,1	11,5	5,4	2,1	5	12	7,5	
44	57	65,5	60	32,6	21,1	11,5	5,4	2,1	5	13	8,5	
45	57	65,5	60	32,6	21,1	11,5	5,4	2,1	5	13	8,5	
48	57	65,5	65	32,6	21,1	11,5	5,4	2,1	5	13	8,5	
50	64	72,5	65	32,6	21,1	11,5	5,4	2,1	5	13	8,5	
55	64	72,5	74	33,6	22,1	11,5	5,4	2,1	5	13	8,5	
60	72	79,3	79	37,3	25,8	11,5	5,4	2,1	5	13,5	8,5	
65	77	84,5	87	37,3	25,8	11,5	5,4	2,1	5	13,5	8,5	
70	82	89,5	93	37,3	25,8	11,5	5,4	2,1	5	13,5	8,5	
75	87	94,5	98	37,3	25,8	11,5	5,4	2,1	5	13,5	8,5	
80	92	99,5	104	37,3	25,8	11,5	5,4	2,1	5	13,5	8,5	
85	98	105,5	108	39,3	25,8	13,5	5,4	2,6	5	13,5	8,5	
90	105	111,5	113	39,3	25,8	13,5	5,4	2,6	5	13,5	8,5	
95	110	116,5	118	39,3	25,8	13,5	5,4	2,6	5	13,5	8,5	
100	114	119,5	123	39,3	25,8	13,5	5,4	2,6	5	13,5	8,5	

Dimensions in mm.

UNITEN												
TYPE 7K - 7KH												
d ₁	d ₆	d ₇	d ₃	l ₁	L	l ₄	l ₆	l ₅	d ₈	l ₇	l _p	
10	17	21	21	25	18	7	4	1,5	3	8,5	5	
12	19	23	23	25	18	7	4	1,5	3	8,5	5	
14	21	25	25	25	18	7	4	1,5	3	8,5	5	
16	23	27	26	26,1	19,1	7	4	1,5	3	8,5	5	
18	27	33	29	29,1	19,1	10	5	2	3	9	5	
20	29	35	32	29,1	19,1	10	5	2	3	9	5	
22	31	37	35	29,1	19,1	10	5	2	3	9	5	
24	33	39	37	29,1	19,1	10	5	2	3	9	5	
25	34	40	37	29,1	19,1	10	5	2	3	9	5	
28	37	43	41	29,1	19,1	10	5	2	3	9	5	
30	39	45	43	29,1	19,1	10	5	2	3	9	5	
32	42	48	47	29,1	19,1	10	5	2	3	9	5	
33	42	48	48	29,1	19,1	10	5	2	3	9	5	
35	44	50	49	29,1	19,1	10	5	2	3	9	5	
38	49	56	53	34,1	21,1	13	6	2	4	9	5	
40	51	58	55	34,1	21,1	13	6	2	4	9	5	
43	54	61	60	34,1	21,1	13	6	2	4	9	5	
45	56	63	60	34,1	21,1	13	6	2	4	9	5	
48	59	66	65	34,1	21,1	13	6	2	4	9	5	
50	62	70	65	35,1	21,1	14	6	2,5	4	9	5	
53	65	73	74	36,1	22,1	14	6	2,5	4	9	5	
55	67	75	74	36,1	22,1	14	6	2,5	4	9	5	
58	70	78	79	39,8	25,8	14	6	2,5	4	9	5	
60	72	80	79	39,8	25,8	14	6	2,5	4	9	5	
63	75	83	87	39,8	25,8	14	6	2,5	4	9	5	
65	77	85	87	39,8	25,8	14	6	2,5	4	9	5	
68	81	90	93	41,8	25,8	16	7	2,5	4	9	5	
70	83	92	93	41,8	25,8	16	7	2,5	4	9	5	
75	88	97	98	41,8	25,8	16	7	2,5	4	9	5	
80	95	105	104	43,8	25,8	18	7	3	4	9	5	
85	100	110	108	43,8	25,8	18	7	3	4	9	5	
90	105	115	113	43,8	25,8	18	7	3	4	9	5	
95	110	120	118	43,8	25,8	18	7	3	4	9	5	
100	115	125	123	43,8	25,8	18	7	3	4	9	5	

Dimensions in mm.

TYPE 7K

is bidirectional and is characterized by a short axial length. It allows for both internal and external mounting, even against pressure just like **TYPE 7**.

It is manufactured in all steels, special alloys, hard facings, hard metals, and silicon carbide. We always advise to mount the seal plate for the conditions under which the seal is to operate. It is ideal with high or pulsing counterpressure or with viscous or sticky fluids.

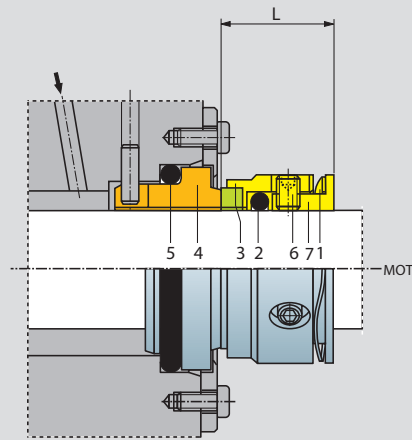


MAX. WORKING CONDITIONS

These depend on: \varnothing shaft, pressure, speed, temperature and fluid to be sealed. See page 74.

- p** ≤ 12 bar
- t** = -35 ÷ 180°C
- v** ≤ 15 m/s

TYPE 7KH

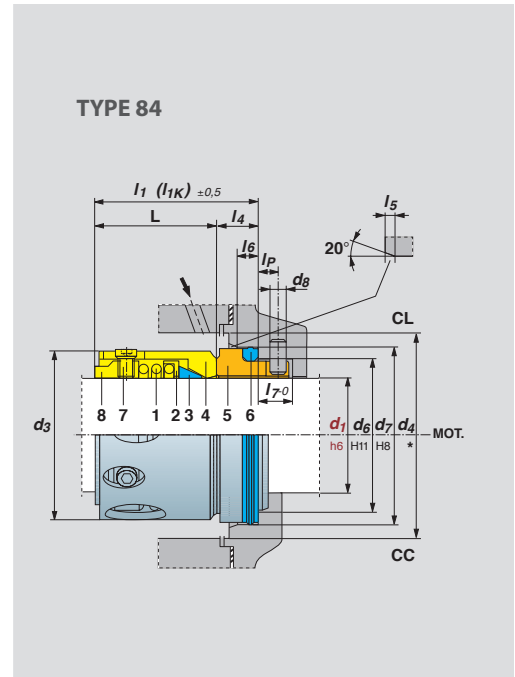
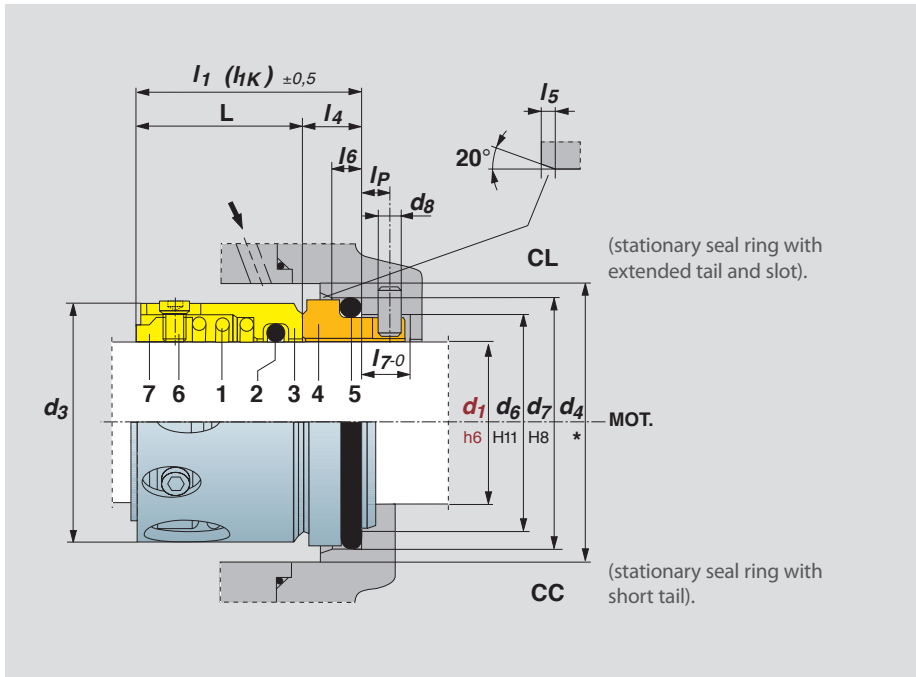


with shrunk-in seal ring.

TYPE 7K - 7KH		STANDARD MATERIALS							
POS.	COMPONENTS								
1	Spring	X1							
2	Shaft gasket	B1	E1	F1	N1	P1	W1	Y1	
3	Rotary seal ring	D5	D6	J1	L1	X1	X3	X7	
4	Stationary seal ring	C4	K1	R1	V1	V2	V3	X3	
5	Stationary gasket	B1	C1	E1	F1	N1	P1	W1	Y1
6	Grub screws	H1	L1	X1					
7	Driving sleeve	L1	X1						

TYPE 82-84

82H - 84H - 82K - 82KH - 84K - 84KH



ROTEN													
TYPE 82 - 82H - 84 - 84H													
d ₁	d ₆	d ₇	d ₃	d ₄	I ₁	L	I ₄	I ₆	I ₅	d ₈	I ₇	I _P	
10	14	18,1	21	24	20,5	15	5,5	2,8	1,2	2	6,2	3,5	
11	16,5	20,6	21	24	23,5	18	5,5	2,8	1,2	2	6,2	3,5	
12	16,5	20,6	22	24	23,5	18	5,5	2,8	1,2	2	6,2	3,5	
14	19	23,1	24	27	28	22	6	2,8	1,2	2	6,7	4	
16	21	26,9	26	31	30	23	7	3,7	1,3	2,5	7,6	4	
18	25	30,9	29	35	32	24	8	3,7	1,3	3	8,5	4,5	
19	25	30,9	30	36	33	25	8	3,7	1,3	3	8,5	4,5	
20	25	30,9	30	36	33	25	8	3,7	1,3	3	8,5	4,5	
22	30	35,4	34	40	33	25	8	3,7	1,8	3,5	8,5	5	
24	30	35,4	35	41	35	27	8	3,7	1,8	3,5	8,5	5	
25	33	38,2	37	43	35,5	27	8,5	3,7	1,8	4	9,1	5	
28	38	43,3	42	47	38	29	9	3,7	1,8	4	9,6	6	
29	38	43,3	42	47	38	29	9	3,7	1,8	4	9,6	6	
30	38	43,3	45	50	38	29	9	3,7	1,8	4	9,6	6	
32	38	43,3	45	50	38	29	9	3,7	1,8	4	9,6	6	
33	45	53,5	48	55	44,5	33	11,5	5,4	2,1	5	12	7,5	
35	45	53,5	50	57	46,5	35	11,5	5,4	2,1	5	12	7,5	
38	52	60,5	54	62	46,5	35	11,5	5,4	2,1	5	12	7,5	
40	52	60,5	56	64	46,5	35	11,5	5,4	2,1	5	12	7,5	
42	52	60,5	59	67	46,5	35	11,5	5,4	2,1	5	12	7,5	
43	52	60,5	60	68	46,5	35	11,5	5,4	2,1	5	12	7,5	
44	57	65,5	60	68	48,5	37	11,5	5,4	2,1	5	13	8,5	
45	57	65,5	64	72	48,5	37	11,5	5,4	2,1	5	13	8,5	
48	57	65,5	67	72	48,5	37	11,5	5,4	2,1	5	13	8,5	
50	64	72,5	69	75	50,5	39	11,5	5,4	2,1	5	13	8,5	
55	64	72,5	74	80	50,5	39	11,5	5,4	2,1	5	13	8,5	
60	72	79,3	80	87	51,5	40	11,5	5,4	2,1	5	13,5	8,5	
65	77	84,5	87	92	52,5	41	11,5	5,4	2,1	5	13,5	8,5	
70	82	89,5	92	97	52,5	41	11,5	5,4	2,1	5	13,5	8,5	
75	87	94,5	97	102	55,5	44	11,5	5,4	2,1	5	13,5	8,5	
80	92	99,5	102	107	59,5	48	11,5	5,4	2,1	5	13,5	8,5	
85	98	105,5	110	113	61,5	48	13,5	5,4	2,6	5	13,5	8,5	
90	105	111,5	117	120	61,5	48	13,5	5,4	2,6	5	13,5	8,5	
95	110	116,5	122	130	66,5	53	13,5	5,4	2,6	5	13,5	8,5	
100	114	119,5	127	136	69,5	56	13,5	5,4	2,6	5	13,5	8,5	
110	124	132,2	143	150	81,5	64	17,5	7,1	3,9	5	13,5	8,5	
120	134	142,2	155	160	97,5	80	17,5	7,1	3,9	5	13,5	8,5	
130	145	153,2	166	172	97,5	80	17,5	7,1	3,9	5	13,5	8,5	

Dimensions in mm.

UNITEN														EN 12756	
TYPE 82 - 82H - 84 - 84H														82K - 82KH 84K - 84KH	
d ₁	d ₆	d ₇	d ₃	d ₄	I ₁	L	I ₄	I ₆	I ₅	d ₈	I ₇	I _P	I _{1k}	L	
10	17	21	21	22	22	15	7	4	1,5	3	8,5	5	32,5	25,5	
12	19	23	22	24	25	18	7	4	1,5	3	8,5	5	32,5	25,5	
14	21	25	24	26	29	22	7	4	1,5	3	8,5	5	35	28	
16	23	27	26	28	30	23	7	4	1,5	3	8,5	5	35	28	
18	27	33	29	34	34	24	10	5	2	3	9	5	37,5	27,5	
20	29	35	30	36	35	25	10	5	2	3	9	5	37,5	27,5	
22	31	37	34	38	35	25	10	5	2	3	9	5	37,5	27,5	
24	33	39	35	40	37	27	10	5	2	3	9	5	40	30	
25	34	40	37	41	37	27	10	5	2	3	9	5	40	30	
28	37	43	42	44	39	29	10	5	2	3	9	5	42,5	32,5	
30	39	45	45	46	39	29	10	5	2	3	9	5	42,5	32,5	
32	42	48	45	48	39	29	10	5	2	3	9	5	42,5	32,5	
33	42	48	48	49	43	33	10	5	2	3	9	5	42,5	32,5	
35	44	50	50	51	45	35	10	5	2	3	9	5	42,5	32,5	
38	49	56	54	58	48	35	13	6	2	4	9	5	45	32	
40	51	58	56	60	48	35	13	6	2	4	9	5	45	32	
43	54	61	60	63	48	35	13	6	2	4	9	5	45	32	
45	56	63	64	65	50	37	13	6	2	4	9	5	45	32	
48	59	66	67	68	50	37	13	6	2	4	9	5	45	32	
50	62	70	69	70	53	39	14	6	2,5	4	9	5	47,5	33,5	
53	65	73	74	73	53	39	14	6	2,5	4	9	5	47,5	33,5	
55	67	75	74	75	53	39	14	6	2,5	4	9	5	47,5	33,5	
58	70	78	80	83	54	40	14	6	2,5	4	9	5	52,5	38,5	
60	72	80	80	85	54	40	14	6	2,5	4	9	5	52,5	38,5	
63	75	83	87	88	55	41	14	6	2,5	4	9	5	52,5	38,5	
65	77	85	87	90	55	41	14	6	2,5	4	9	5	52,5	38,5	
68	81	90	92	93	57	41	16	7	2,5	4	9	5	52,5	36,5	
70	83	92	92	95	57	41	16	7	2,5	4	9	5	60	44	
75	88	97	97	104	60	44	16	7	2,5	4	9	5	60	44	
80	95	105	102	109	66	48	18	7	3	4	9	5	60	42	
85	100	110	110	114	66	48	18	7	3	4	9	5	60	42	
90	105	115	117	119	66	48	18	7	3	4	9	5	65	47	
95	110	120	122	124	71	53	18	7	3	4	9	5	65	47	
100	115	125	127	129	74	56	18	7	3	4	9	5	65	47	

Dimensions in mm.

TYPE 82-84

are bidirectional mechanical seals and are therefore unaffected by the direction of the shaft rotation.

The drive is made mechanically by the screws, which lock onto the shaft; the spring only has the function of holding the seal faces in contact. The materials employed and the applications are similar to those of **TYPE 2** for **TYPE 82** and of **TYPE 4** for **TYPE 84**. These seals have a limited axial length and compact shape to fit well into reduced spaces.

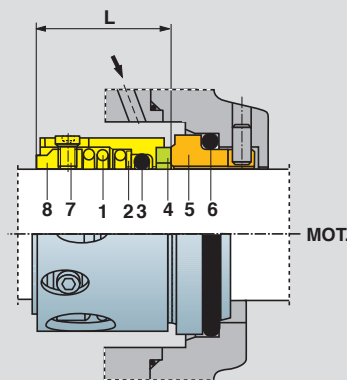


MAX. WORKING CONDITIONS

These depend on: \varnothing shaft, pressure, speed, temperature and fluid to be sealed. See page 74.

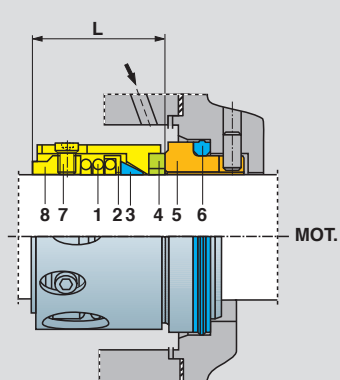
- $p \leq 12 \text{ bar}$
- $t = -35 \div 180^\circ\text{C}$
- $v \leq 15 \text{ m/s}$

TYPE 82H CA



with open cave and shrunk-in rotary seal ring.

TYPE 84H



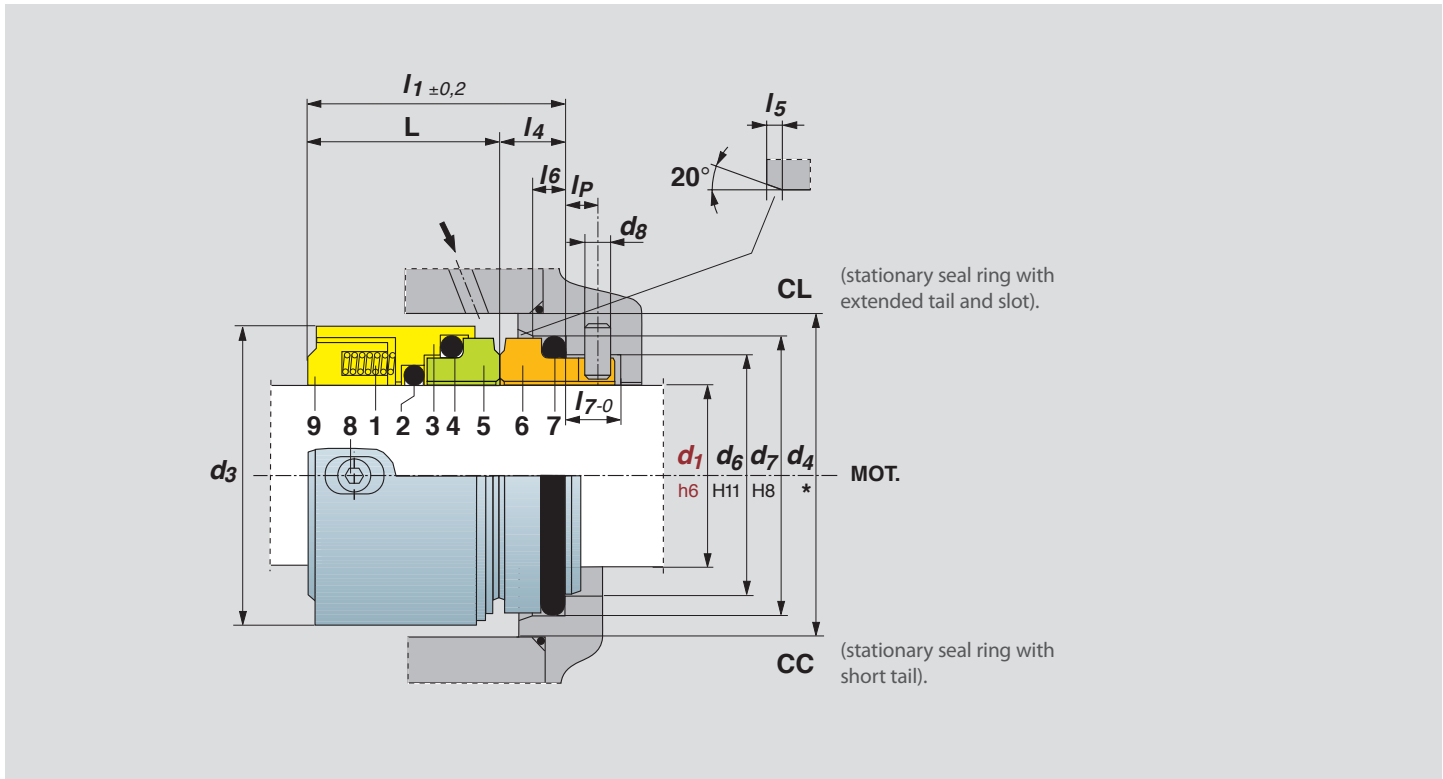
with shrunk-in seal ring.

TYPE 82 - 82H - 82K - 82KH				TYPE 84 - 84H - 84K - 84KH		STANDARD MATERIALS	
STANDARD		WITH OPEN CAVE (CA)					
POS.	COMPONENTS	POS.	COMPONENTS	POS.	COMPONENTS		
1	Spring	1	Spring	1	Spring	L1 X1	
		2	Washer			G1 L1 X1	
2	Shaft gasket	3	Shaft gasket	2	Gasket thrust washer	L1 X1	
				3	Wedge shaft gasket	B1 E1 F1 N1 P1 W1 Y1	
3	Rotary seal ring	4	Rotary seal ring	4	Rotary seal ring	C1 C4*	
4	Stationary seal ring	5	Stationary seal ring	4	Rotary seal ring	D5 D6 J1 L1 X1 X3 X7	
5	Stationary gasket	6	Stationary gasket	5	Stationary seal ring	C4 K1 R1 V1 V2 V3 X3	
6	Grub screws	7	Stationary gasket	6	Stationary gasket	B1 C1 C4* E1 F1 N1 P1 W1 Y1	
7	Drive ring	8	Grub screws	7	Grub screws	H1 L1 X1	
			8	Drive ring	8	Drive ring	L1 X1

*For particular operating conditions the wedge and stationary gasket may be manufactured in the code C4.

TYPE 85

85 TR CL - 85M - 85M TR CL - 85N - 85N TR CL



ROTEN														
TYPE 85 - 85 TR CL													85M 85M TR CL	
d ₁	d ₆	d ₇	d ₃	d ₄	l ₁	L	l ₄	l ₆	l ₅	d ₈	l ₇	l _P	l ₁	L
12	16,5	20,6	22,5	24	23,5	18	5,5	2,8	1,2	2	6,2	3,5	26,5	21
14	19	23,1	24,5	27	28	22	6	2,8	1,2	2	6,7	4	32,5	26,5
16	21	26,9	28,5	31	30	23	7	3,7	1,3	2,5	7,6	4	35,5	28,5
18	25	30,9	32,5	36	32	24	8	3,7	1,3	3	8,5	4,5	37,5	29,5
19	25	30,9	32,5	36	33	25	8	3,7	1,3	3	8,5	4,5	39	31
20	25	30,9	32,5	36	33	25	8	3,7	1,3	3	8,5	4,5	39	31
22	30	35,4	37	41	33	25	8	3,7	1,8	3,5	8,5	5	39	31
24	30	35,4	37	41	33	25	8	3,7	1,8	3,5	8,5	5	41	33
25	33	38,2	41	45	34,5	26	8,5	3,7	1,8	4	9,1	5	42,5	34
28	38	43,3	47	50	35	26	9	3,7	1,8	4	9,6	6	45	36
29	38	43,3	47	50	35	26	9	3,7	1,8	4	9,6	6	45	36
30	38	43,3	47	50	35	26	9	3,7	1,8	4	9,6	6	45	36
32	38	43,3	47	50	35	26	9	3,7	1,8	4	9,6	6	45	36
33	45	53,5	48	62	41,5	30	11,5	5,4	2,1	5	12	7,5	52,5	41
35	45	53,5	57	62	41,5	30	11,5	5,4	2,1	5	12	7,5	56,5	45
38	52	60,5	64	70	43,5	32	11,5	5,4	2,1	5	12	7,5	56,5	45
40	52	60,5	64	70	43,5	32	11,5	5,4	2,1	5	12	7,5	56,5	45
42	52	60,5	64	70	43,5	32	11,5	5,4	2,1	5	12	7,5	56,5	45
43	52	60,5	64	70	43,5	32	11,5	5,4	2,1	5	12	7,5	56,5	45
44	57	65,5	69	75	43,5	32	11,5	5,4	2,1	5	13	8,5	57,5	46
45	57	65,5	69	75	43,5	32	11,5	5,4	2,1	5	13	8,5	57,5	46
48	57	65,5	69	75	43,5	32	11,5	5,4	2,1	5	13	8,5	58,5	47
50	64	72,5	75	83	45	33,5	11,5	5,4	2,1	5	13	8,5	60	48,5
55	64	72,5	75	83	45	33,5	11,5	5,4	2,1	5	13	8,5	60	48,5
60	72	79,3	83	90	50	38,5	11,5	5,4	2,1	5	13,5	8,5	63,5	52
65	77	84,5	88	96	50	38,5	11,5	5,4	2,1	5	13,5	8,5	64,5	53
70	82	89,5	93	101	55,5	44	11,5	5,4	2,1	5	13,5	8,5	64,5	53
75	87	94,5	98	106	55,5	44	11,5	5,4	2,1	5	13,5	8,5	66,5	55
80	92	99,5	104	111	53,5	42	11,5	5,4	2,1	5	13,5	8,5	70,5	59
85	98	105,5	110	125	55,5	42	13,5	5,4	2,6	5	13,5	8,5	74,5	61
90	105	111,5	116	130	60,5	47	13,5	5,4	2,6	5	13,5	8,5	74,5	61
95	110	116,5	123	137	60,5	47	13,5	5,4	2,6	5	13,5	8,5	79,5	66
100	114	119,5	127	143	60,5	47	13,5	5,4	2,6	5	13,5	8,5	80,5	67

Dimensions in mm.

UNITEN														
TYPE 85 - 85 TR CL													85N 85N TR CL	
d ₁	d ₆	d ₇	d ₃	d ₄	l ₁	L	l ₄	l ₆	l ₅	d ₈	l ₇	l _P	l _{1k}	L
12	19	23	22,5	24	25	18	7	4	1,5	3	8,5	5	32,5	25,5
14	21	25	24,5	26	29	22	7	4	1,5	3	8,5	5	35	28
16	23	27	28,5	28	30	23	7	4	1,5	3	8,5	5	35	28
18	27	33	32,5	34	34	24	10	5	2	3	9	5	37,5	27,5
20	29	35	32,5	36	35	25	10	5	2	3	9	5	37,5	27,5
22	31	37	37	38	35	25	10	5	2	3	9	5	37,5	27,5
24	33	39	37	40	35	25	10	5	2	3	9	5	40	30
25	34	40	41	42+	36	26	10	5	2	3	9	5	40	30
28	37	43	47	48+	36	26	10	5	2	3	9	5	42,5	32,5
30	39	45	47	48+	36	26	10	5	2	3	9	5	42,5	32,5
32	42	48	47	48	36	26	10	5	2	3	9	5	42,5	32,5
33	42	48	48	49	40	30	10	5	2	3	9	5	42,5	32,5
35	44	50	57	58+	40	30	10	5	2	3	9	5	42,5	32,5
38	49	56	64	65+	45	32	13	6	2	4	9	5	45	32
40	51	58	64	65+	45	32	13	6	2	4	9	5	45	32
43	54	61	64	65+	45	32	13	6	2	4	9	5	45	32
45	56	63	69	70+	45	32	13	6	2	4	9	5	45	32
48	59	66	69	70+	45	32	13	6	2	4	9	5	45	32
50	62	70	75	76+	47,5	33,5	14	6	2,5	4	9	5	47,5	33,5
53	65	73	75	76+	47,5	33,5	14	6	2,5	4	9	5	47,5	33,5
55	67	75	75	76+	47,5	33,5	14	6	2,5	4	9	5	47,5	33,5
58	70	78	83	84+	52,5	38,5	14	6	2,5	4	9	5	52,5	38,5
60	72	80	83	85	52,5	38,5	14	6	2,5	4	9	5	52,5	38,5
63	75	83	88	89+	52,5	38,5	14	6	2,5	4	9	5	52,5	38,5
65	77	85	88	90	52,5	38,5	14	6	2,5	4	9	5	52,5	38,5
68	81	90	93	94+	60	44	16	7	2,5	4	9	5	52,5	36,5
70	83	92	93	95	60	44	16	7	2,5	4	9	5	60	44
75	88	97	98	104	60	44	16	7	2,5	4	9	5	60	44
80	95	105	104	109	60	42	18	7	3	4	9	5	60	42
85	100	110	110	114	60	42	18	7	3	4	9	5	60	42
90	105	115	116	119	65	47	18	7	3	4	9	5	65	47
95	110	120	123	124	65	47	18	7	3	4	9	5	65	47
100	115	125	127	129	65	47	18	7	3	4	9	5	65	47


Dimensions in mm.

+ This size is larger than the minimum prescribed by the EN norm.

* The size d₄ is considered the minimum dimension for the stuffing box diameter. Where possible, it is better to have a larger dimension or a conical stuffing box.

TYPE 85

is bidirectional and combines the advantage of interchangeable seal faces as in ROTEN 5 with bidirectional rotation, compactness and minimal axial length. The large range of materials is similar to that of TYPE 5.



MAX. WORKING CONDITIONS

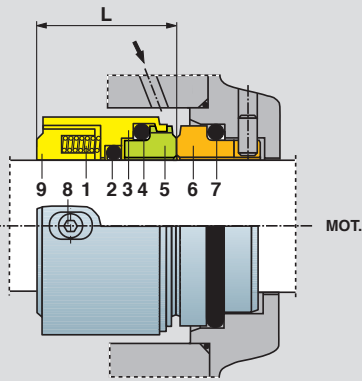
These depend on: \varnothing shaft, pressure, speed, temperature and fluid to be sealed. See page 74.

- p** ≤ 16 bar
- t** = -45 ÷ 200°C
- v** ≤ 15 m/s

UN 85M = UNITEN 85 model with working length "L" as ROTEN 85M

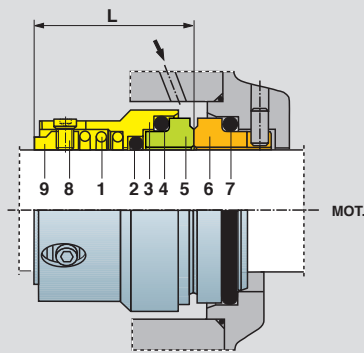
RO 85N = ROTEN 85 model with working length "L" as UNITEN 85N

TYPE 85 TR CL



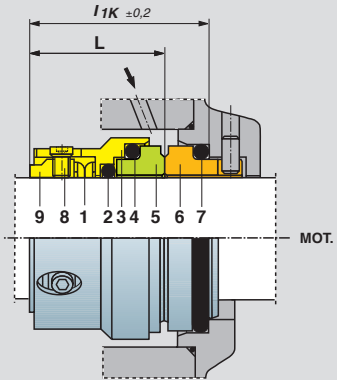
with positive drive rotary ring and stationary ring with extended tail and slot.

TYPE 85M



with cylindrical spring. Also available TR CL.

TYPE 85N

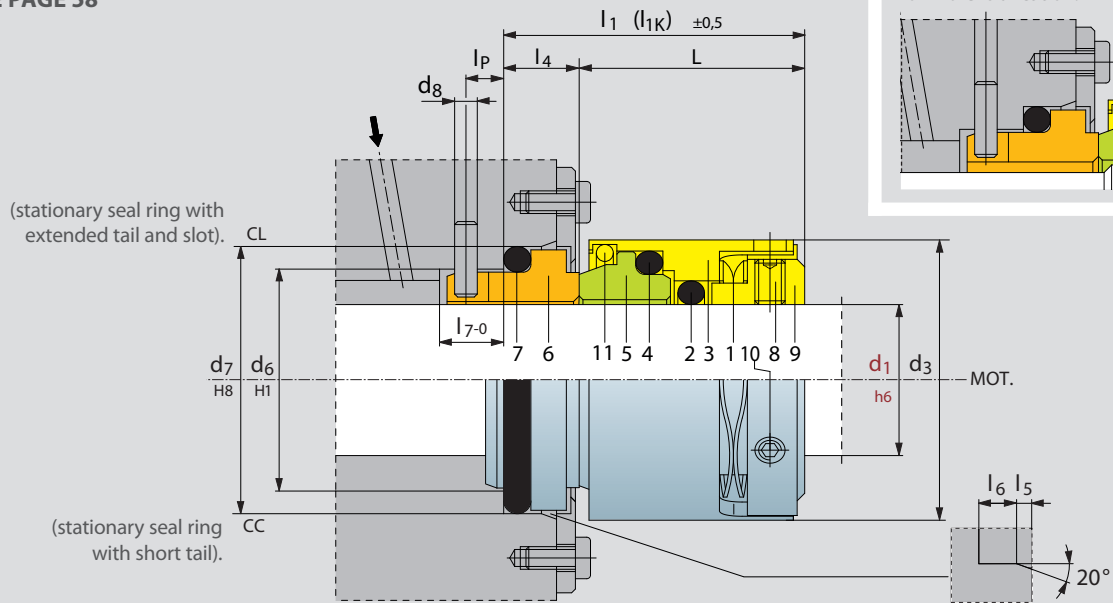


with sinusoidal wave spring. Also available TR CL.

TYPE 85 - 85 TR CL - 85M - 85M TR CL - 85N - 85N TR CL		STANDARD MATERIALS							
POS.	COMPONENTS								
1	Spring	L1	X1						
2	Shaft gasket	B1	E1	F1	N1	P1	W1	Y1	
3	Frame	L1	X1						
4	Rotary gasket	B1	C1	E1	F1	N1	P1	W1	Y1
5	Rotary seal ring	K1	K4	R1	V1	V2	V3	Z1	
6	Stationary seal ring	C4	K1	R1	V1	V2	V3		
7	Stationary gasket	B1	C1	E1	F1	N1	P1	W1	Y1
8	Grub screws	H1	L1	X1					
9	Drive ring	L1	X1						

TYPE 875DT

**FOR RETAINING FLANGE INSTALLATION
SEE PAGE 58**



Suggestion: reduce the diameter of the shaft for more lubrication.

ROTEN

TYPE 875DT

d ₁	d ₆	d ₇	d ₃	l ₁	L	l ₄	l ₆	l ₅	d ₈	l ₇	l _p
20	25	30,9	35	35,5	27,5	8	3,7	1,3	3	8,5	4,5
22	30	35,4	37	35,5	27,5	8	3,7	1,8	3,5	8,5	5
24	30	35,4	39	38	30	8	3,7	1,8	3,5	8,5	5
25	33	38,2	40	38,5	30	8,5	3,7	1,8	4	9,1	5
28	38	43,3	43	41,5	32,5	9	3,7	1,8	4	9,6	6
30	38	43,3	45	41,5	32,5	9	3,7	1,8	4	9,6	6
32	38	43,3	47	41,5	32,5	9	3,7	1,8	4	9,6	6
33	45	53,5	48	44	32,5	11,5	5,4	2,1	5	12	7,5
35	45	53,5	50	44	32,5	11,5	5,4	2,1	5	12	7,5
38	52	60,5	57	43,5	32	11,5	5,4	2,1	5	12	7,5
40	52	60,5	59	43,5	32	11,5	5,4	2,1	5	12	7,5
43	52	60,5	62	43,5	32	11,5	5,4	2,1	5	12	7,5
45	57	65,5	64	43,5	32	11,5	5,4	2,1	5	13	8,5
48	57	65,5	67	43,5	32	11,5	5,4	2,1	5	13	8,5
50	64	72,5	69	45	33,5	11,5	5,4	2,1	5	13	8,5
55	64	72,5	74	45	33,5	11,5	5,4	2,1	5	13	8,5
60	72	79,3	84	50	38,5	11,5	5,4	2,1	5	13,5	8,5
65	77	84,5	89	50	38,5	11,5	5,4	2,1	5	13,5	8,5
70	82	89,5	94	55,5	44	11,5	5,4	2,1	5	13,5	8,5
75	87	94,5	103	55,5	44	11,5	5,4	2,1	5	13,5	8,5
80	92	99,5	108	53,5	42	11,5	5,4	2,1	5	13,5	8,5

Dimensions in mm.

UNITEN

EN 12756

TYPE 875DT

d ₁	d ₆	d ₇	d ₃	l _{1k}	L	l ₄	l ₆	l ₅	d ₈	l ₇	l _p
20	29	35	35	37,5	27,5	10	5	2	3	9	5
22	31	37	37	37,5	27,5	10	5	2	3	9	5
24	33	39	39	40	30	10	5	2	3	9	5
25	34	40	40	40	30	10	5	2	3	9	5
28	37	43	43	42,5	32,5	10	5	2	3	9	5
30	39	45	45	42,5	32,5	10	5	2	3	9	5
32	42	48	47	42,5	32,5	10	5	2	3	9	5
33	42	48	48	42,5	32,5	10	5	2	3	9	5
35	44	50	50	42,5	32,5	10	5	2	3	9	5
38	49	56	57	45	32	13	6	2	4	9	5
40	51	58	59	45	32	13	6	2	4	9	5
43	54	61	62	45	32	13	6	2	4	9	5
45	56	63	64	45	32	13	6	2	4	9	5
48	59	66	67	45	32	13	6	2	4	9	5
50	62	70	69	47,5	33,5	14	6	2,5	4	9	5
53	65	73	72	47,5	33,5	14	6	2,5	4	9	5
55	67	75	74	47,5	33,5	14	6	2,5	4	9	5
58	70	78	82	52,5	38,5	14	6	2,5	4	9	5
60	72	80	84	52,5	38,5	14	6	2,5	4	9	5
63	75	83	87	52,5	38,5	14	6	2,5	4	9	5
65	77	85	89	52,5	38,5	14	6	2,5	4	9	5
68	81	90	92	52,5	36,5	16	7	2,5	4	9	5
70	83	92	94	60	44	16	7	2,5	4	9	5
75	88	97	103	60	44	16	7	2,5	4	9	5
80	95	105	108	60	42	18	7	3	4	9	5

Dimensions in mm.

TYPE 875DT

combines the characteristics of the **TYPE 85** and the **TYPE 7K**. It has massive, interchangeable faces, and is bidirectional with a mechanical drive. It is very compact and can be mounted outside and inside of the media. Its compact fitting dimensions are according to the EN 12 756 "K" version.

The rotating ring is driven mechanically by a frame tooth.



TYPE 875DT		STANDARD MATERIALS								
POS.	COMPONENTS									
1	Spring	L1	X1							
2	Shaft gasket	B1	E1	F1	N1	P1	W1	Y1		
3	Frame	L1	X1							
4	Rotary gasket	B1	C1	E1	F1	N1	P1	W1	Y1	
5	Rotary seal ring	K1	K4	R1	Z1					
6	Stationary seal ring	C4	K1	R1	V1	V2	V3			
7	Stationary gasket	B1	C1	E1	F1	N1	P1	W1	Y1	
8*	Retaining screws	L1	H1	X1						
9	Drive sleeve	L1	X1							
10	Grub screws	H1	L1	X1						
11	Retainer ring	L1	X1							

*These screws, when the seal is placed on the shaft, must be fixed to free the axial movement.

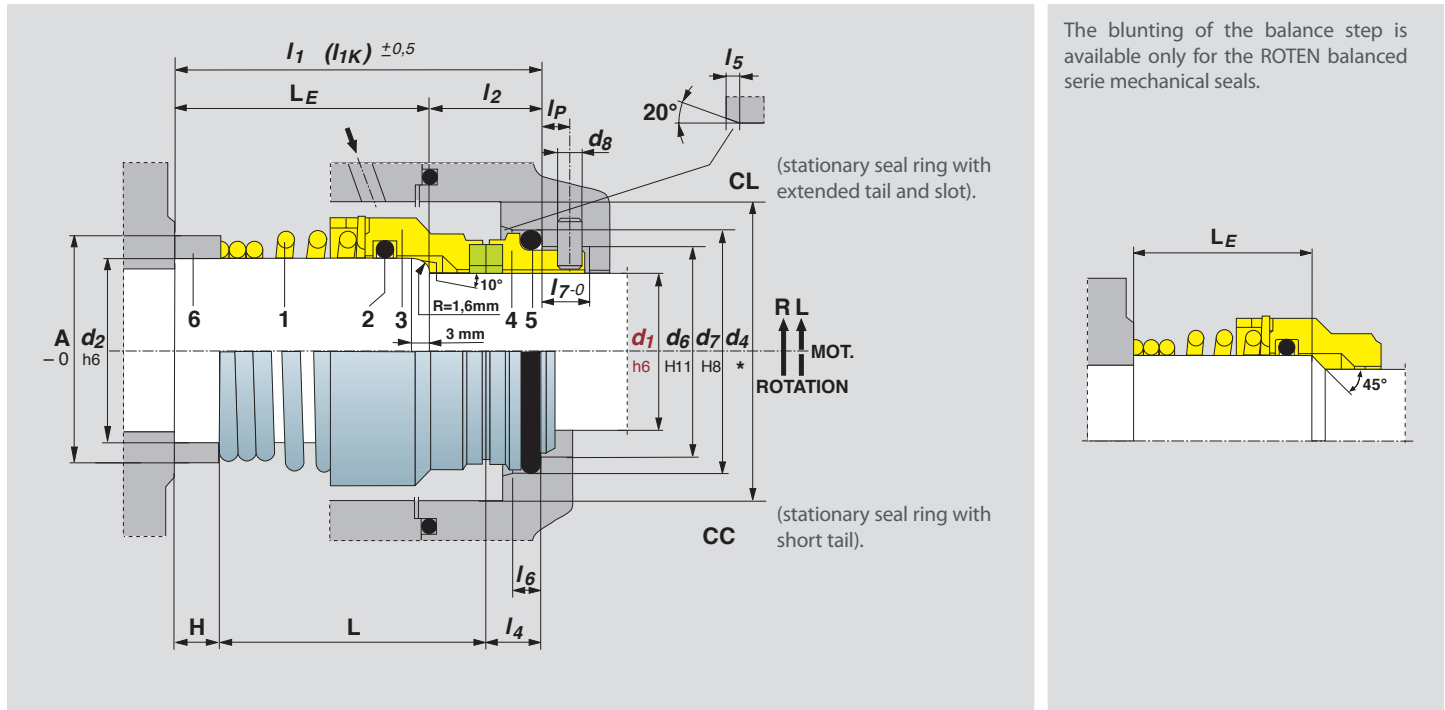
MAX. WORKING CONDITIONS

These depend on: \varnothing shaft, pressure, speed, temperature and fluid to be sealed. See page 74.

p ≤ 16 bar
t = -45 ÷ 200°C
v ≤ 15 m/s

TYPE E

EH - E4 - E4H - E5 - E5 TR CL - EK - EKH - E4K - E4KH - E5K - E5K TR CL



The blunting of the balance step is available only for the ROTEN balanced serie mechanical seals.

ROTEN																
TYPE E - EH - E4 - E4H - E5 - E5 TR CL																
d ₁	d ₂	d ₆	d ₇	d ₄	d ₁₂	l ₁	L	L _E	l ₄	l ₆	l ₅	d ₈	l ₇	l _p		
10	13	14	18,1	27	30	35,5	30	22	5,5	2,8	1,2	2	6,2	3,5		
12	15	16,5	20,6	31	31	35,5	30	22	5,5	2,8	1,2	2	6,2	3,5		
13	16	19	23,1	31	34	37	31	23	6	2,8	1,2	2	6,7	4		
14	17	19	23,1	31	34	37	31	23	6	2,8	1,2	2	6,7	4		
15	18	21	26,9	36	37	39	32	24	7	3,7	1,3	2,5	7,6	4		
16	19	21	26,9	36	39	41	34	25	7	3,7	1,3	2,5	7,6	4		
18	21	25	30,9	41	42	42	34	25	8	3,7	1,3	3	8,5	4,5		
19	22	25	30,9	41	42	42	34	25	8	3,7	1,3	3	8,5	4,5		
20	23	25	30,9	41	44	44	36	27	8	3,7	1,3	3	8,5	4,5		
22	26	30	35,4	45	48	45	37	27	8	3,7	1,8	3,5	8,5	5		
23	27	30	35,4	45	48	45	37	27	8	3,7	1,8	3,5	8,5	5		
24	28	30	35,4	50	50	47	39	29	8	3,7	1,8	3,5	8,5	5		
25	29	33	38,2	50	53	48,5	40	30	8,5	3,7	1,8	4	9,1	5		
28	32	38	43,3	50	53	49	40	30	9	3,7	1,8	4	9,6	6		
30	34	38	43,3	60	64	58	49	39	9	3,7	1,8	4	9,6	6		
32	36	38	43,3	60	64	58	49	39	9	3,7	1,8	4	9,6	6		
35	39	45	53,5	68	69	62,5	51	39	11,5	5,4	2,1	5	12	7,5		
38	42	52	60,5	68	69	62,5	51	39	11,5	5,4	2,1	5	12	7,5		
40	44	52	60,5	72	76	64,5	53	41	11,5	5,4	2,1	5	12	7,5		
42	46	52	60,5	72	80	64,5	53	41	11,5	5,4	2,1	5	12	7,5		
43	47	52	60,5	72	80	64,5	53	41	11,5	5,4	2,1	5	12	7,5		
44	48	57	65,5	72	80	65,5	54	41	11,5	5,4	2,1	5	13	8,5		
45	49	57	65,5	72	80	65,5	54	41	11,5	5,4	2,1	5	13	8,5		
50	54	64	72,5	80	87	70,5	59	45	11,5	5,4	2,1	5	13	8,5		
55	60	64	72,5	87	93	75,5	64	49	11,5	5,4	2,1	5	13	8,5		
60	65	72	79,3	92	102	77,5	66	51	11,5	5,4	2,1	5	13,5	8,5		
65	70	77	84,5	97	107	77,5	66	51	11,5	5,4	2,1	5	13,5	8,5		
70	75	82	89,5	102	113	83,5	72	57	11,5	5,4	2,1	5	13,5	8,5		
75	80	87	94,5	107	117	86,5	75	59	11,5	5,4	2,1	5	13,5	8,5		
80	85	92	99,5	113	126	86,5	75	59	11,5	5,4	2,1	5	13,5	8,5		
85	90	98	105,5	120	131	91,5	78	62	13,5	5,4	2,6	5	13,5	8,5		
90	95	105	111,5	130	138	91,5	78	62	13,5	5,4	2,6	5	13,5	8,5		
95	100	110	116,5	136	144	104,5	91	75	13,5	5,4	2,6	5	13,5	8,5		
100	106	114	119,5	150	164	106,5	93	75	13,5	5,4	2,6	5	13,5	8,5		
110	116	124	132,2	160	174	122,5	105	85	17,5	7,1	3,9	5	13,5	8,5		
120	126	134	142,2	172	186	133,5	116	95	17,5	7,1	3,9	5	13,5	8,5		
130	136	145	153,2	185	202	133,5	116	95	17,5	7,1	3,9	5	13,5	8,5		
135	141	152	161,2	190	207	140,5	122	100	18,5	7,1	3,9	5	13,5	8,5		
140	146	157	164,3	200	215	151,5	133	110	18,5	7,1	3,9	5	13,5	8,5		
150	156	167	174,2	210	225	151,5	133	110	18,5	7,1	3,9	5	13,5	8,5		
160	166	188	195	230	245	164	143	120	21	9,1	3,9	5	15,5	8,5		

Dimensions in mm.
 THE BLUNTING OF THE BALANCE STEP IS AVAILABLE ONLY FOR THE ROTEN BALANCED SERIES MECHANICAL SEALS.

UNITEN																	EN 12756			
TYPE E - EH - E4 - E4H - E5 - E5 TR CL																	EK - EKH - E4K E4KH - E5K E5K TR CL			
d ₁	d ₂	d ₆	d ₇	d ₄	d ₁₂	l ₁	l ₂	L	L _E	l ₄	l ₆	l ₅	H	A	d ₈	l ₇	l _p	l _{1k}	L	l _E
10	14	17	21	26	26	50	18	43	32	7	4	1,5	-	-	3	8,5	5	40	33	22
12	16	19	23	28	28	50	18	43	32	7	4	1,5	-	-	3	8,5	5	40	33	22
14	18	21	25	34	34	55	18	39	37	7	4	1,5	9	22	3	8,5	5	42,5	35,5	24,5
16	20	23	27	36	36	55	18	40	37	7	4	1,5	8	25	3	8,5	5	42,5	35,5	24,5
18	22	27	33	38	38	55	20	41	35	10	5	2	4	27	3	9	5	45	35	25
20	24	29	35	40	40	60	20	43	40	10	5	2	7	29	3	9	5	45	35	25
22	26	31	37	42	42	60	20	43	40	10	5	2	7	31	3	9	5	45	35	25
24	28	33	39	44	44	60	20	50	40	10	5	2	-	-	3	9	5	47,5	37,5	27,5
25	30	34	40	46	48+	60	20	50	40	10	5	2	-	-	3	9	5	47,5	37,5	27,5
28	33	37	43	49	54+	65	20	55	45	10	5	2	-	-	3	9	5	50	40	30
30	35	39	45	51	54+	65	20	55	45	10	5	2	-	-	3	9	5	50	40	30
32	38	42	48	58	58	65	20	55	45	10	5	2	-	-	3	9	5	50	40	30
33	38	42	48	58	58	65	20	55	45	10	5	2	-	-	3	9	5	50	40	30
35	40	44	50	60	60	65	20	55	45	10	5	2	-	-	3	9	5	50	40	30
38	43	49	56	63	63	75	23	62	52	13	6	2	-	-	4	9	5	52,5	39,5	29,5
40	45	51	58	65	67+	75	23	62	52	13	6	2	-	-	4	9	5	52,5	39,5	29,5
43	48	54	61	68	73+	75	23	62	52	13	6	2	-	-	4	9	5	52,5	39,5	29,5
45	50	56	63	70	75+	75	23	62	52	13	6	2	-	-	4	9	5	52,5	39,5	29,5
48	53	59	66	73	73	85	23	72	62	13	6	2	-	-	4	9	5	52,5	39,5	29,5
50	55	62	70	75	80+	85	25	71	60	14	6	2,5	-	-	4	9	5	57,5	43,5	32,5
53	58	65	73	83	83	85	25	71	60	14	6	2,5	-	-	4	9	5	57,5	43,5	32,5
55	60	67	75	85	85	85	25	71	60	14	6	2,5	-	-	4	9	5	57,5	43,5	32,5
58	63	70	78	88	88	85	25	71	60	14	6	2,5	-	-	4	9	5	62,5	48,5	37,5
60	65	72	80	90	90	95	25	81	70	14	6	2,5	-	-	4	9	5	62,5	48,5	37,5
63	68	75	83	93	93	95	25	81	70	14	6	2,5	-	-	4	9	5	62,5	48,5	37,5
65	70	77	85	95	95	95	25	81	70	14	6	2,5	-	-	4	9	5	62,5	48,5	37,5
70	75	83	92	104	104	95	28	79	67	16	7	2,5	-	-	4	9	5	70	54	42
75	80	88	97	109	109	105	28	89	77	16	7	2,5	-	-	4	9	5	70	54	42
80	85	95	105	114	117+	105	28	87	77	18	7	3	-	-	4	9	5	70	52	42
85	90	100	110	119	122+	105	28	87	77	18	7	3	-	-	4	9	5	75	57	47
90	95	105	115	124	131+	105	28	87	77	18	7	3	-	-	4	9	5	75	57	47
95	100	110	120	129	137+	105	28	87	77	18	7	3	-	-	4	9	5	75	57	47
100	105	115	125	134	142+	105	28	87	77	18	7	3	-	-	4	9	5	75	57	47

Dimensions in mm.
 + This size is larger than the minimum prescribed by the EN norm.
 * The size d₄ is considered the minimum dimension for the stuffing box diameter.
 Where possible, it is better to have a larger dimension or a conical stuffing box.

TYPE E

is a balanced seal for high pressure fluids and is manufactured in the same range of materials as **TYPE 2**. Version **E4** is supplied with PTFE gaskets. Version **E5** allows one to replace the worn faces (items 5 and 6) during overhauls, which is its main characteristic.



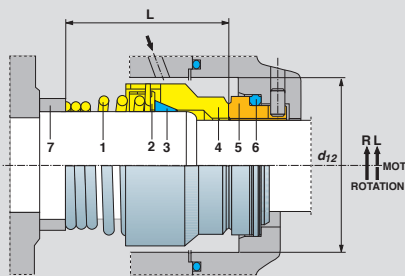
MAX. WORKING CONDITIONS

These depend on: \varnothing shaft, pressure, speed, temperature and fluid to be sealed. See page 74.

- p** ≤ 40 bar
- t** = -35 ÷ 180°C
- v** ≤ 10 m/s

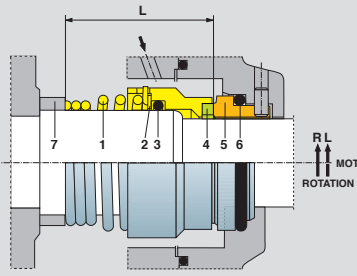
WE RECOMMEND CONSULTING OUR TECHNICAL DEPARTMENT FOR ALL APPLICATIONS INVOLVING BALANCED SEALS.

TYPE E4



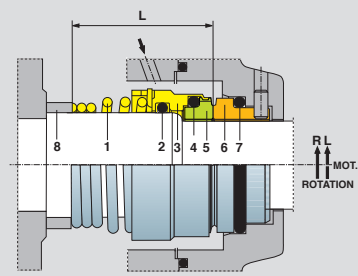
with PTFE gaskets.

TYPE EH CA



with open cave and shrunk-in rotary seal ring.

TYPE E5 TR CL

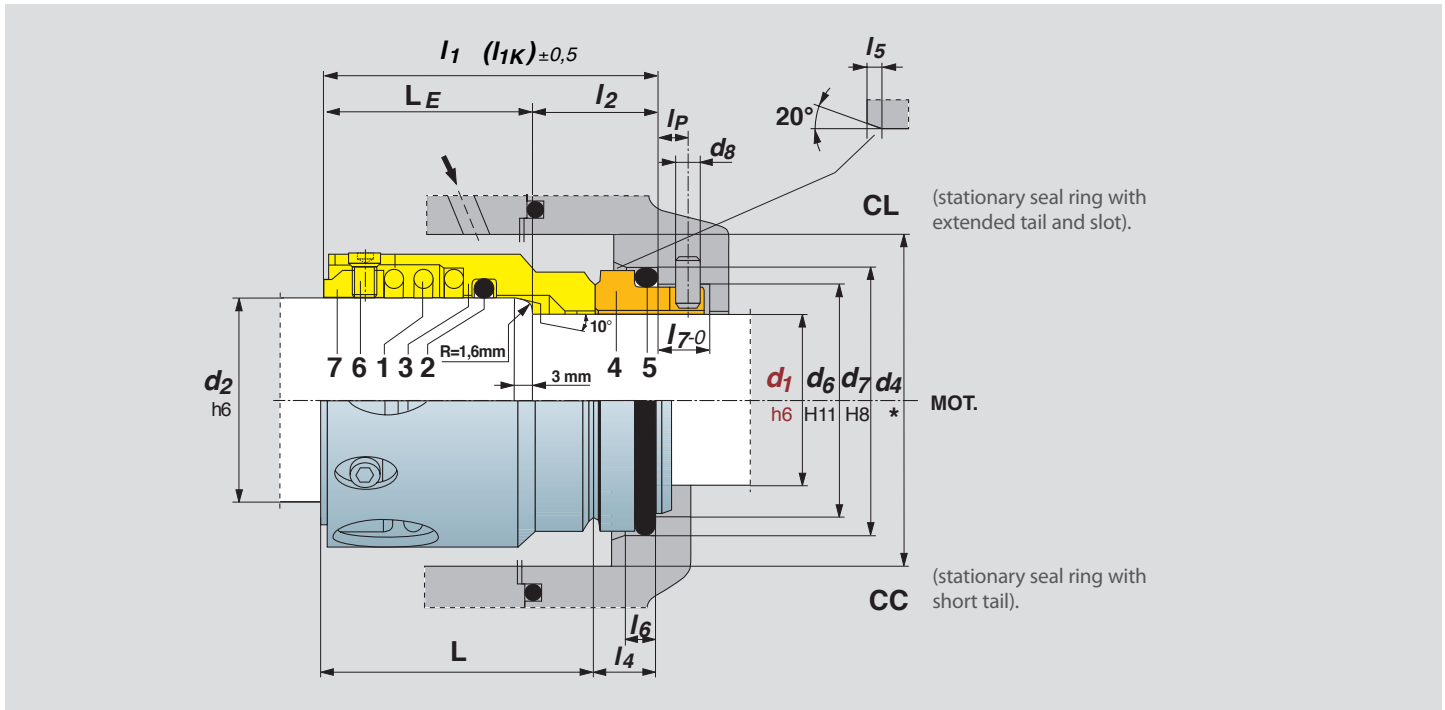


with driven rotary ring and stationary ring with extended tail and slot.

TYPE E - EH - EK - EKH				TYPE		TYPE		STANDARD MATERIALS
STANDARD		WITH OPEN CAVE (CA)		E4 - E4H - E4K - E4KH		E5 - E5 TR CL - E5K - E5K TR CL		
POS.	COMPONENTS	POS.	COMPONENTS	POS.	COMPONENTS	POS.	COMPONENTS	
1	Self-driving spring	1	Self-driving spring	1	Self-driving spring	1	Self-driving spring	L1 X1
		2	Washer					G1 L1 X1
				2	Gasket thrust washer			G1 L1 X1
2	Shaft gasket	3	Shaft gasket			2	Shaft gasket	B1 E1 F1 N1 P1 W1 Y1
				3	Wedge shaft gasket			C1 C4**
						3	Frame	L1 X1
						4	Rotary gasket	B1 C1 C4** E1 F1 N1 P1 W1 Y1
3	Rotary seal ring	4	Rotary seal ring	4*	Rotary seal ring			D5 D6 G1 J1 L1 X1 X3 X7
						5	Rotary seal ring	C4 K1 R1 V1 V2 V3 Z1
4	Stationary seal ring	5	Stationary seal ring	5	Stationary seal ring	6	Stationary seal ring	C4 K1 R1 V1 V2 V3 X3
5	Stationary gasket	6	Stationary gasket	6	Stationary gasket	7	Stationary gasket	B1 C1 C4** E1 F1 N1 P1 W1 Y1
6	Spacer (if required)	7	Spacer (if required)	7	Spacer (if required)	8	Spacer (if required)	G1 H1 X1

*Version E4 AA with open slot on rotating.

**For particular operating conditions the wedge and stationary gasket may be manufactured in the code C4.



ROTEN															
TYPE 8E - 8EH															
d ₁	d ₂	d ₆	d ₇	d ₄	l ₁	l ₂	L	L _E	l ₄	l ₆	l ₅	d ₈	l ₇	l _p	
10	14	14	18,1	26	38,5	16,5	33	22	5,5	2,8	1,2	2	6,2	3,5	
12	16	16,5	20,6	28	38,5	16,5	33	22	5,5	2,8	1,2	2	6,2	3,5	
14	18	19	23,1	34	41,5	17	35,5	24,5	6	2,8	1,2	2	6,7	4	
16	20	21	26,9	36	42,5	18	35,5	24,5	7	3,7	1,3	2,5	7,6	4	
18	22	25	30,9	38	43	18	35	25	8	3,7	1,3	3	8,5	4,5	
20	24	25	30,9	40	43	18	35	25	8	3,7	1,3	3	8,5	4,5	
22	26	30	35,4	42	43	18	35	25	8	3,7	1,8	3,5	8,5	5	
24	28	30	35,4	44	45,5	18	37,5	27,5	8	3,7	1,8	3,5	8,5	5	
25	30	33	38,2	46	46	18,5	37,5	27,5	8,5	3,7	1,8	4	9,1	5	
28	33	38	43,3	49	49	19	40	30	9	3,7	1,8	4	9,6	6	
30	35	38	43,3	51	49	19	40	30	9	3,7	1,8	4	9,6	6	
32	38	38	43,3	58	49	19	40	30	9	3,7	1,8	4	9,6	6	
33	38	45	53,5	58	51,5	21,5	40	30	11,5	5,4	2,1	5	12	7,5	
35	40	45	53,5	60	51,5	21,5	40	30	11,5	5,4	2,1	5	12	7,5	
38	43	52	60,5	63	51	21,5	39,5	29,5	11,5	5,4	2,1	5	12	7,5	
40	45	52	60,5	65	51	21,5	39,5	29,5	11,5	5,4	2,1	5	12	7,5	
43	48	52	60,5	68	51	21,5	39,5	29,5	11,5	5,4	2,1	5	12	7,5	
45	50	57	65,5	70	51	21,5	39,5	29,5	11,5	5,4	2,1	5	13	8,5	
48	53	57	65,5	73	51	21,5	39,5	29,5	11,5	5,4	2,1	5	13	8,5	
50	55	64	72,5	75	55	22,5	43,5	32,5	11,5	5,4	2,1	5	13	8,5	
55	60	64	72,5	85	55	22,5	43,5	32,5	11,5	5,4	2,1	5	13	8,5	
60	65	72	79,3	90	60	22,5	48,5	37,5	11,5	5,4	2,1	5	13,5	8,5	
65	70	77	84,5	95	60	22,5	48,5	37,5	11,5	5,4	2,1	5	13,5	8,5	
70	75	82	89,5	104	65,5	23,5	54	42	11,5	5,4	2,1	5	13,5	8,5	
75	80	87	94,5	109	65,5	23,5	54	42	11,5	5,4	2,1	5	13,5	8,5	
80	85	92	99,5	114	63,5	21,5	52	42	11,5	5,4	2,1	5	13,5	8,5	
85	90	98	105,5	119	70,5	23,5	57	47	13,5	5,4	2,6	5	13,5	8,5	
90	95	105	111,5	124	70,5	23,5	57	47	13,5	5,4	2,6	5	13,5	8,5	
95	100	110	116,5	129	70,5	23,5	57	47	13,5	5,4	2,6	5	13,5	8,5	
100	105	114	119,5	134	70,5	23,5	57	47	13,5	5,4	2,6	5	13,5	8,5	

Dimensions in mm.

UNITEN																EN 12756
TYPE 8E - 8EH																
d ₁	d ₂	d ₆	d ₇	d ₄	l _{1K}	l ₂	L	L _E	l ₄	l ₆	l ₅	d ₈	l ₇	l _p		
10	14	17	21	26	40	18	33	22	7	4	1,5	3	8,5	5		
12	16	19	23	28	40	18	33	22	7	4	1,5	3	8,5	5		
14	18	21	25	34	42,5	18	35,5	24,5	7	4	1,5	3	8,5	5		
16	20	23	27	36	42,5	18	35,5	24,5	7	4	1,5	3	8,5	5		
18	22	27	33	38	45	20	35	25	10	5	2	3	9	5		
20	24	29	35	40	45	20	35	25	10	5	2	3	9	5		
22	26	31	37	42	45	20	35	25	10	5	2	3	9	5		
24	28	33	39	44	47,5	20	37,5	27,5	10	5	2	3	9	5		
25	30	34	40	46	47,5	20	37,5	27,5	10	5	2	3	9	5		
28	33	37	43	49	50	20	40	30	10	5	2	3	9	5		
30	35	39	45	51	50	20	40	30	10	5	2	3	9	5		
32	38	42	48	58	50	20	40	30	10	5	2	3	9	5		
33	38	42	48	58	50	20	40	30	10	5	2	3	9	5		
35	40	44	50	60	50	20	40	30	10	5	2	3	9	5		
38	43	49	56	63	52,5	23	39,5	29,5	13	6	2	4	9	5		
40	45	51	58	65	52,5	23	39,5	29,5	13	6	2	4	9	5		
43	48	54	61	68	52,5	23	39,5	29,5	13	6	2	4	9	5		
45	50	56	63	70	52,5	23	39,5	29,5	13	6	2	4	9	5		
48	53	59	66	73	52,5	23	39,5	29,5	13	6	2	4	9	5		
50	55	62	70	75	57,5	25	43,5	32,5	14	6	2,5	4	9	5		
53	58	65	73	83	57,5	25	43,5	32,5	14	6	2,5	4	9	5		
55	60	67	75	85	57,5	25	43,5	32,5	14	6	2,5	4	9	5		
58	63	70	78	88	62,5	25	48,5	37,5	14	6	2,5	4	9	5		
60	65	72	80	90	62,5	25	48,5	37,5	14	6	2,5	4	9	5		
63	68	75	83	93	62,5	25	48,5	37,5	14	6	2,5	4	9	5		
65	70	77	85	95	62,5	25	48,5	37,5	14	6	2,5	4	9	5		
70	75	83	92	104	70	28	54	42	16	7	2,5	4	9	5		
75	80	88	97	109	70	28	54	42	16	7	2,5	4	9	5		
80	85	95	105	114	70	28	52	42	18	7	3	4	9	5		
85	90	100	110	119	75	28	57	47	18	7	3	4	9	5		
90	95	105	115	124	75	28	57	47	18	7	3	4	9	5		
95	100	110	120	129	75	28	57	47	18	7	3	4	9	5		
100	105	115	125	134	75	28	57	47	18	7	3	4	9	5		

Dimensions in mm.
* The size d₁ is considered the minimum dimension for the stuffing box diameter. Where possible, it is better to have a larger dimension or a conical stuffing box.

TYPE 8E

is a compact, balanced, bidirectional seal with the mechanical drive of the rotating part by driving screw.

The wide range of materials that we can supply for the components makes this model very versatile and suitable for many applications.

The Uniten version is made according to EN 12756 L1K.

The Roten model has the same rotating part of the Uniten model.



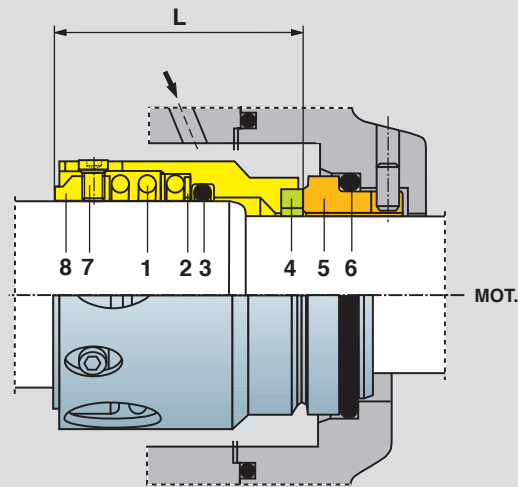
WE RECOMMEND CONSULTING OUR TECHNICAL DEPARTMENT FOR ALL APPLICATIONS INVOLVING BALANCED SEALS.

MAX. WORKING CONDITIONS

These depend on: \varnothing shaft, pressure, speed, temperature and fluid to be sealed. See page 74.

- p ≤ 40 bar**
- t = -35 ÷ 180°C**
- v ≤ 15 m/s**

TYPE 8EH CA

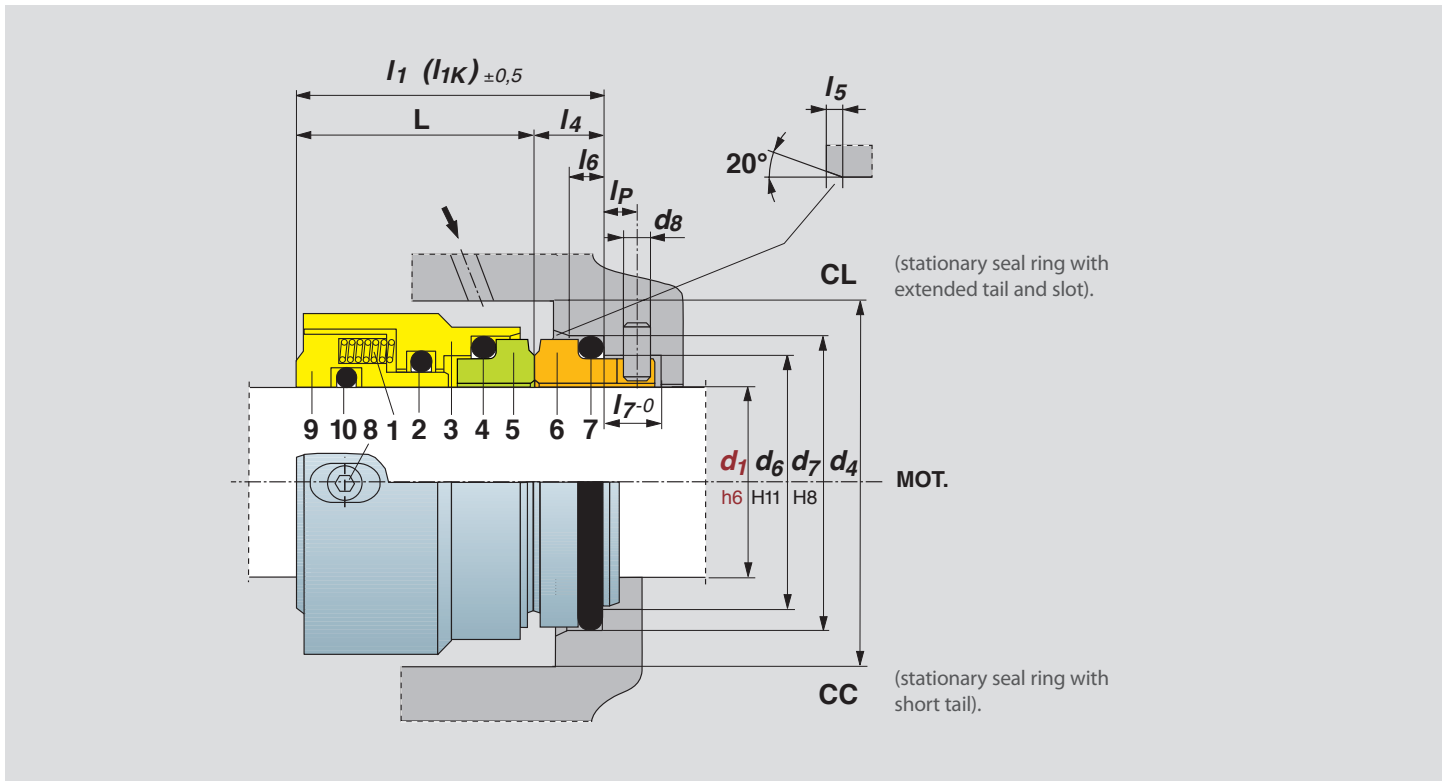


with open cave and shrunk-in rotary seal ring.

TYPE 8E - 8EH				STANDARD MATERIALS
STANDARD		WITH OPEN CAVE (CA)		
POS.	COMPONENTS	POS.	COMPONENTS	
1	Spring	1	Spring	L1 X1
		2	Washer	G1 L1 X1
2	Shaft gasket	3	Shaft gasket	B1 E1 F1 N1 P1 W1 Y1
3	Rotary seal ring	4	Rotary seal ring	D5 D6 G1 J1 L1 X1 X3 X7
4	Stationary seal ring	5	Stationary seal ring	C4 K1 R1 V1 V2 V3 X3
5	Stationary gasket	6	Stationary gasket	B1 C1 E1 F1 N1 P1 W1 Y1
6	Grub screws	7	Grub screws	H1 L1 X1
7	Drive ring	8	Drive ring	L1 X1

TYPE 85E

85E TR CL - 85EN - 85EN TR CL - 85EM - 85EM TR CL



ROTEN													
TYPE 85E - 85E TR CL - 85EN - 85EN TR CL													85EM 85EM TR CL
d ₁	d ₆	d ₇	d ₄	l ₁	L	l ₄	l ₆	l ₅	d ₈	l ₇	l _p	l ₁	L
20	25	30,9	44	35,5	27,5	8	3,7	1,3	3	8,5	4,5	43	35
22	30	35,4	47	35,5	27,5	8	3,7	1,8	3,5	8,5	5	43	35
24	30	35,4	50	38	30	8	3,7	1,8	3,5	8,5	5	45,5	37,5
25	33	38,2	52	38,5	30	8,5	3,7	1,8	4	9,1	5	46	37,5
28	38	43,3	54	41,5	32,5	9	3,7	1,8	4	9,6	6	49	40
30	38	43,3	56	41,5	32,5	9	3,7	1,8	4	9,6	6	49	40
32	38	43,3	62	41,5	32,5	9	3,7	1,8	4	9,6	6	49	40
35	45	53,5	65	44	32,5	11,5	5,4	2,1	5	12	7,5	51,5	40
38	52	60,5	68	43,5	32	11,5	5,4	2,1	5	12	7,5	51	39,5
40	52	60,5	70	43,5	32	11,5	5,4	2,1	5	12	7,5	51	39,5
43	52	60,5	73	43,5	32	11,5	5,4	2,1	5	12	7,5	51	39,5
45	57	65,5	75	43,5	32	11,5	5,4	2,1	5	13	8,5	51	39,5
48	57	65,5	78	43,5	32	11,5	5,4	2,1	5	13	8,5	51	39,5
50	64	72,5	80	45	33,5	11,5	5,4	2,1	5	13	8,5	55	43,5
55	64	72,5	90	45	33,5	11,5	5,4	2,1	5	13	8,5	55	43,5
60	72	79,3	95	50	38,5	11,5	5,4	2,1	5	13,5	8,5	60	48,5
65	77	84,5	100	50	38,5	11,5	5,4	2,1	5	13,5	8,5	60	48,5
70	82	89,5	109	55,5	44	11,5	5,4	2,1	5	13,5	8,5	65,5	54
75	87	94,5	114	55,5	44	11,5	5,4	2,1	5	13,5	8,5	65,5	54
80	92	99,5	119	53,5	42	11,5	5,4	2,1	5	13,5	8,5	63,5	52
85	98	105,5	124	55,5	42	13,5	5,4	2,6	5	13,5	8,5	70,5	57
90	105	111,5	129	60,5	47	13,5	5,4	2,6	5	13,5	8,5	70,5	57
95	110	116,5	134	60,5	47	13,5	5,4	2,6	5	13,5	8,5	70,5	57
100	114	119,5	140	60,5	47	13,5	5,4	2,6	5	13,5	8,5	70,5	57

Dimensions in mm.

UNITEN													EN 12756	
TYPE 85E - 85E TR CL - 85EN - 85EN TR CL													85EM 85EM TR CL	
d ₁	d ₆	d ₇	d ₄	l _{1k}	L	l ₄	l ₆	l ₅	d ₈	l ₇	l _p	l ₁	L	
20	29	35	44+	37,5	27,5	10	5	2	3	9	5	45	35	
22	31	37	47+	37,5	27,5	10	5	2	3	9	5	45	35	
24	33	39	50+	40	30	10	5	2	3	9	5	47,5	37,5	
25	34	40	52+	40	30	10	5	2	3	9	5	47,5	37,5	
28	37	43	54+	42,5	32,5	10	5	2	3	9	5	50	40	
30	39	45	56+	42,5	32,5	10	5	2	3	9	5	50	40	
32	42	48	62+	42,5	32,5	10	5	2	3	9	5	50	40	
33	42	48	62+	42,5	32,5	10	5	2	3	9	5	50	40	
35	44	50	65+	42,5	32,5	10	5	2	3	9	5	50	40	
38	49	56	68+	45	32	13	6	2	4	9	5	52,5	39,5	
40	51	58	70+	45	32	13	6	2	4	9	5	52,5	39,5	
43	54	61	73+	45	32	13	6	2	4	9	5	52,5	39,5	
45	56	63	75+	45	32	13	6	2	4	9	5	52,5	39,5	
48	59	66	78+	45	32	13	6	2	4	9	5	52,5	39,5	
50	62	70	80+	47,5	33,5	14	6	2,5	4	9	5	57,5	43,5	
53	65	73	88+	47,5	33,5	14	6	2,5	4	9	5	57,5	43,5	
55	67	75	90+	47,5	33,5	14	6	2,5	4	9	5	57,5	43,5	
58	70	78	93+	52,5	38,5	14	6	2,5	4	9	5	62,5	48,5	
60	72	80	95+	52,5	38,5	14	6	2,5	4	9	5	62,5	48,5	
63	75	83	98+	52,5	38,5	14	6	2,5	4	9	5	62,5	48,5	
65	77	85	100+	52,5	38,5	14	6	2,5	4	9	5	62,5	48,5	
70	83	92	109+	60	44	16	7	2,5	4	9	5	70	54	
75	88	97	114+	60	44	16	7	2,5	4	9	5	70	54	
80	95	105	119+	60	42	18	7	3	4	9	5	70	52	
85	100	110	124+	60	42	18	7	3	4	9	5	75	57	
90	105	115	129+	65	47	18	7	3	4	9	5	75	57	
95	110	120	134+	65	47	18	7	3	4	9	5	75	57	
100	115	125	140+	65	47	18	7	3	4	9	5	75	57	

Dimensions in mm.
+ This size is larger than the minimum prescribed by the EN norm.

TYPE 85E

is a balanced mechanical seal that works on a straight shaft without balancing step. It combines features of the interchangeability of seal faces with a bidirectional rotation, compactness and reduced axial length. The large range of materials that can be used is similar to that of **TYPE 5**. The **TYPES 85E, 85ETR, 85EN** and **85ENTR** of UNITEN version are according to EN 12756 L1K.



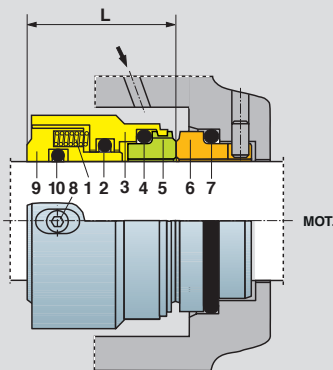
WE RECOMMEND CONSULTING OUR TECHNICAL DEPARTMENT FOR ALL APPLICATIONS INVOLVING BALANCED SEALS.

MAX. WORKING CONDITIONS

These depend on: \varnothing shaft, pressure, speed, temperature and fluid to be sealed. See page 74.

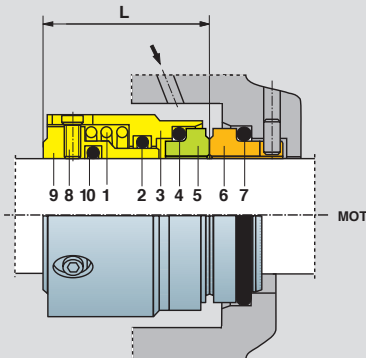
$p \leq 40 \text{ bar}$
 $t = -45 \div 200^\circ\text{C}$
 $v \leq 15 \text{ m/s}$

TYPE 85E TR CL



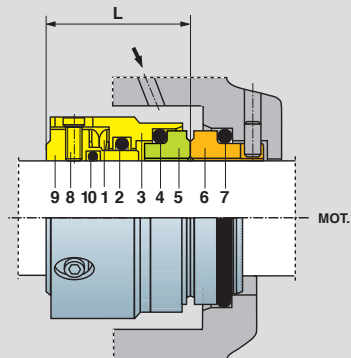
with positive drive rotary ring and stationary ring with extended tail and slot.

TYPE 85EM



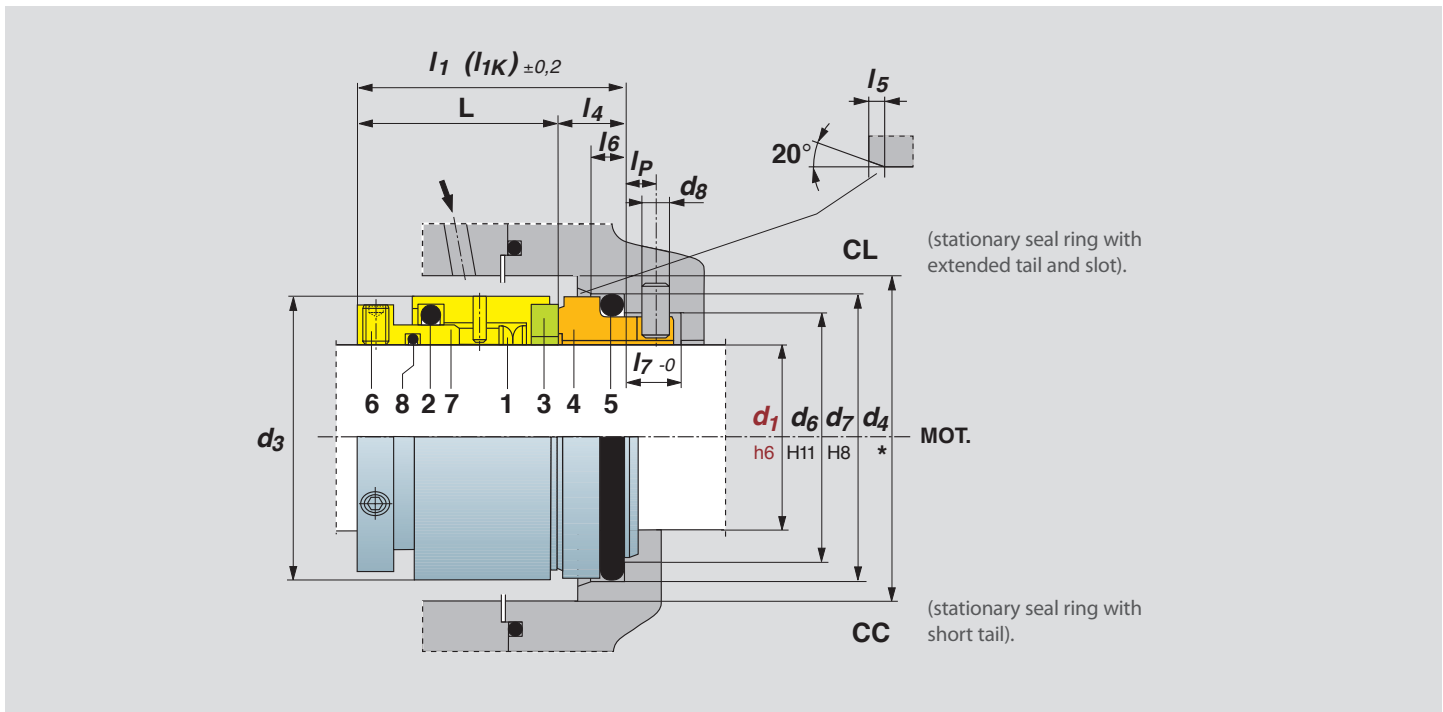
with cylindrical spring. Also available TR CL.

TYPE 85EN



with sinusoidal wave spring. Also available TR CL.

TYPE 85E - 85E TR CL - 85EM - 85EM TR CL - 85EN - 85 EN TR CL		STANDARD MATERIALS							
POS.	COMPONENTS								
1	Spring	L1	X1						
2	Shaft gasket	B1	E1	F1	N1	P1	W1	Y1	
3	Frame	L1	X1						
4	Rotary gasket	B1	C1	E1	F1	N1	P1	W1	Y1
5	Rotary seal ring	K1	K4	R1	V1	V2	V3	Z1	
6	Stationary seal ring	C4	K1	R1	V1	V2	V3		
7	Stationary gasket	B1	C1	E1	F1	N1	P1	W1	Y1
8	Grub screws	H1	L1	X1					
9	Balanced sleeve	L1	X1						
10	Sleeve gasket	B1	E1	N1	P1	W1	Y1		



ROTEN												
TYPE EHS - EHS												
d ₁	d ₆	d ₇	d ₃	d ₄	l ₁	L	l ₄	l ₆	l ₅	d ₈	l ₇	l _p
16	21	26,9	31	33	35	28	7	3,7	1,3	2,5	7,6	4
18	25	30,9	36	40	35,5	27,5	8	3,7	1,3	3	8,5	4,5
19	25	30,9	38	42	35,5	27,5	8	3,7	1,3	3	8,5	4,5
20	25	30,9	38	42	35,5	27,5	8	3,7	1,3	3	8,5	4,5
22	30	35,4	39	43	35,5	27,5	8	3,7	1,8	3,5	8,5	5
24	30	35,4	40	44	38	30	8	3,7	1,8	3,5	8,5	5
25	33	38,2	40	44	38,5	30	8,5	3,7	1,8	4	9,1	5
28	38	43,3	44	48	41,5	32,5	9	3,7	1,8	4	9,6	6
30	38	43,3	44	48	41,5	32,5	9	3,7	1,8	4	9,6	6
32	38	43,3	47	52	41,5	32,5	9	3,7	1,8	4	9,6	6
35	45	53,5	50	55	44	32,5	11,5	5,4	2,1	5	12	7,5
38	52	60,5	55	60	43,5	32	11,5	5,4	2,1	5	12	7,5
40	52	60,5	58	63	43,5	32	11,5	5,4	2,1	5	12	7,5
43	52	60,5	62	67	43,5	32	11,5	5,4	2,1	5	12	7,5
45	57	65,5	64	69	43,5	32	11,5	5,4	2,1	5	13	8,5
48	57	65,5	67	72	43,5	32	11,5	5,4	2,1	5	13	8,5
50	64	72,5	70	75	45	33,5	11,5	5,4	2,1	5	13	8,5
55	64	72,5	78	83	45	33,5	11,5	5,4	2,1	5	13	8,5
60	72	79,3	82	88	50	38,5	11,5	5,4	2,1	5	13,5	8,5
65	77	84,5	89	95	50	38,5	11,5	5,4	2,1	5	13,5	8,5
70	82	89,5	94	100	55,5	44	11,5	5,4	2,1	5	13,5	8,5
75	87	94,5	103	109	55,5	44	11,5	5,4	2,1	5	13,5	8,5
80	92	99,5	108	114	53,5	42	11,5	5,4	2,1	5	13,5	8,5
85	98	105,5	113	119	55,5	42	13,5	5,4	2,6	5	13,5	8,5
90	105	111,5	118	124	60,5	47	13,5	5,4	2,6	5	13,5	8,5
95	110	116,5	123	129	60,5	47	13,5	5,4	2,6	5	13,5	8,5
100	114	119,5	128	134	60,5	47	13,5	5,4	2,6	5	13,5	8,5

Dimensions in mm.

UNITEN													EN 12756
TYPE EHS - EHS													
d ₁	d ₆	d ₇	d ₃	d ₄	l _{1K}	L	l ₄	l ₆	l ₅	d ₈	l ₇	l _p	
16	23	27	31	33+	35	28	7	4	1,5	3	8,5	5	
18	27	33	36	40+	37,5	27,5	10	5	2	3	9	5	
20	29	35	38	42+	37,5	27,5	10	5	2	3	9	5	
22	31	37	39	43+	37,5	27,5	10	5	2	3	9	5	
24	33	39	40	44+	40	30	10	5	2	3	9	5	
25	34	40	40	44+	40	30	10	5	2	3	9	5	
28	37	43	44	48+	42,5	32,5	10	5	2	3	9	5	
30	39	45	44	48+	42,5	32,5	10	5	2	3	9	5	
32	42	48	47	52+	42,5	32,5	10	5	2	3	9	5	
33	42	48	48	53+	42,5	32,5	10	5	2	3	9	5	
35	44	50	50	55+	42,5	32,5	10	5	2	3	9	5	
38	49	56	55	60+	45	32	13	6	2	4	9	5	
40	51	58	58	63+	45	32	13	6	2	4	9	5	
43	54	61	62	67+	45	32	13	6	2	4	9	5	
45	56	63	64	69+	45	32	13	6	2	4	9	5	
48	59	66	67	72+	45	32	13	6	2	4	9	5	
50	62	70	70	75+	47,5	33,5	14	6	2,5	4	9	5	
53	65	73	74	79+	47,5	33,5	14	6	2,5	4	9	5	
55	67	75	78	83+	47,5	33,5	14	6	2,5	4	9	5	
58	70	78	80	85+	52,5	38,5	14	6	2,5	4	9	5	
60	72	80	82	88+	52,5	38,5	14	6	2,5	4	9	5	
63	75	83	87	93+	52,5	38,5	14	6	2,5	4	9	5	
65	77	85	89	95+	52,5	38,5	14	6	2,5	4	9	5	
70	83	92	94	100+	60	44	16	7	2,5	4	9	5	
75	88	97	103	109+	60	44	16	7	2,5	4	9	5	
80	95	105	108	114+	60	42	18	7	3	4	9	5	
85	100	110	113	119+	60	42	18	7	3	4	9	5	
90	105	115	118	124+	65	47	18	7	3	4	9	5	
95	110	120	123	129+	65	47	18	7	3	4	9	5	
100	115	125	128	134+	65	47	18	7	3	4	9	5	


Dimensions in mm.
 + This size is larger than the minimum prescribed by the EN norm.
 * The size d₄ is considered the minimum dimension for the stuffing box diameter.
 Where possible, it is better to have a larger dimension or a conical stuffing box.

TYPE EHS

The most important feature of the type **EHS** is that the spring is not in contact with the sealed medium. It is a balanced and bidirectional model. The balancing design is realized through the driving sleeve and therefore a stepped shaft is not needed.

It is suitable for high pressure and for dirty or viscous liquids. It is also easy to clean due to the protected spring.

The Uniten version is made according to the fitting dimensions of the EN 12756 K version for unbalanced seals.



MAX. WORKING CONDITIONS

These depend on: \varnothing shaft, pressure, speed, temperature and fluid to be sealed. See page 74.

- p** ≤ 40 bar
- t** = -35 ÷ 230°C
- v** ≤ 15 m/s

TYPE EHS - EHS		STANDARD MATERIALS						
POS.	COMPONENTS							
1	Spring	X1						
2	Shaft gasket	B1	E1	N1	P1	W1	Y1	
3	Rotary seal ring	D5	D6	J1	L1	X1	X3	X7
4	Stationary seal ring	C4	K1	R1	V1	V2	V3	X3
5	Stationary gasket	B1	C1	E1	F1	N1	P1	W1 Y1
6	Grub screws	H1	L1	X1				
7	Balanced sleeve	L1	X1					
8	Sleeve gasket	B1	E1	N1	P1	W1	Y1	

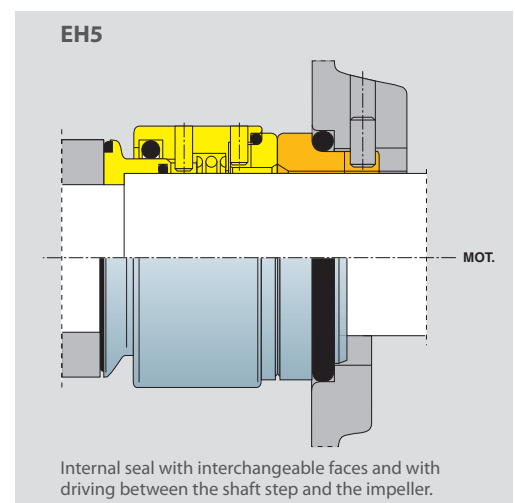
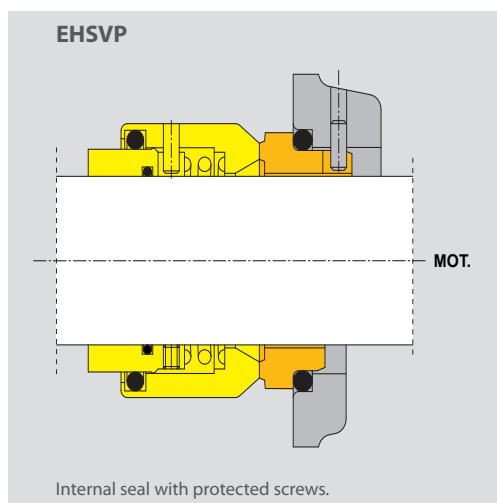
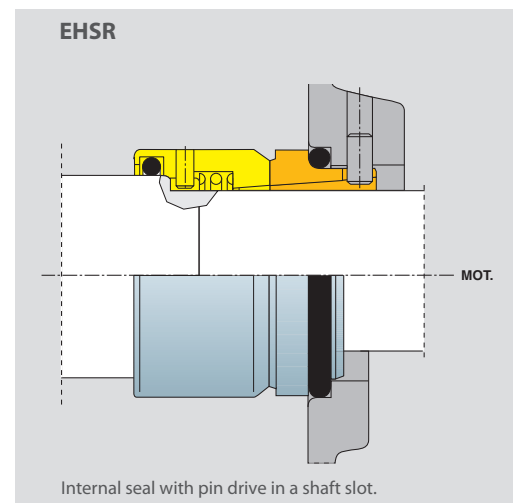
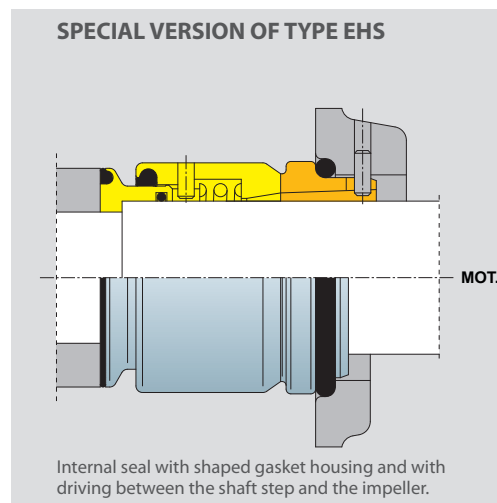
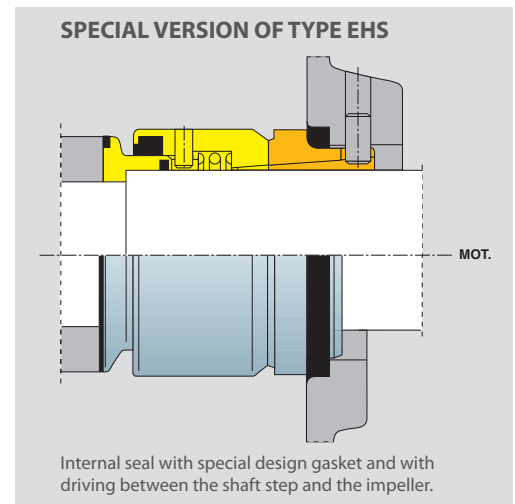
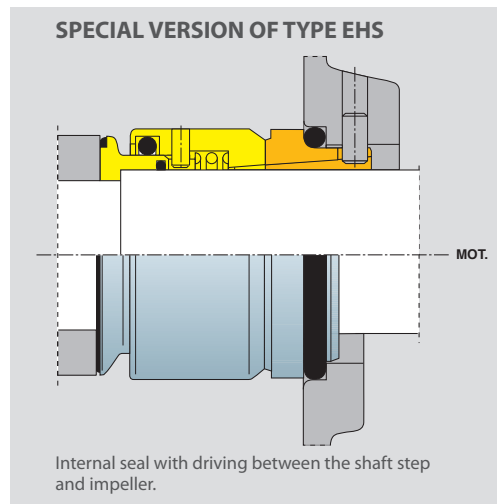
WE RECOMMEND CONSULTING OUR TECHNICAL DEPARTMENT FOR ALL APPLICATIONS INVOLVING BALANCED SEALS.

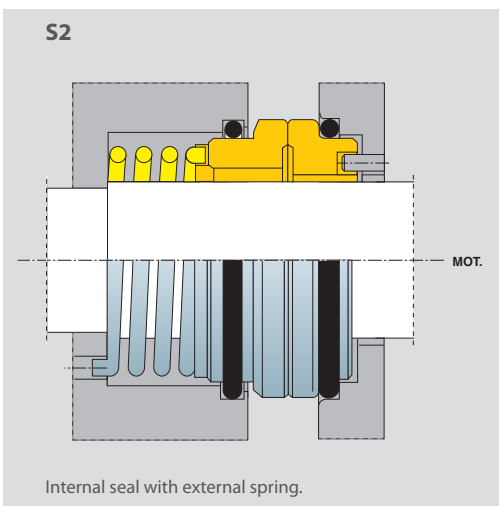
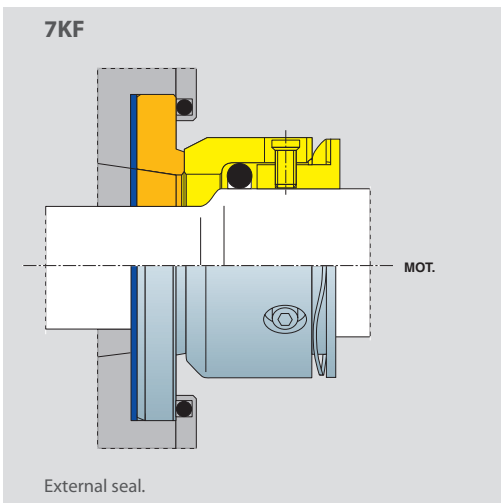
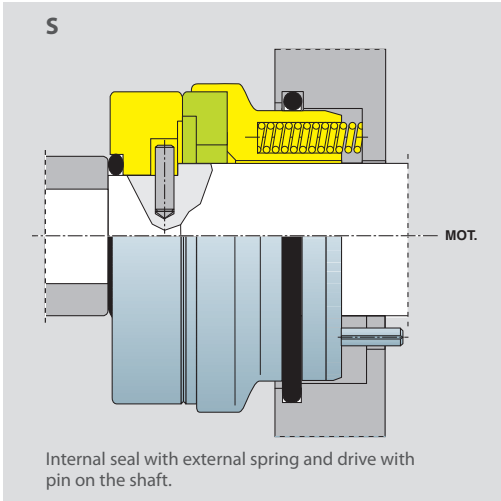
HYGIENIC-FOOD SEALS

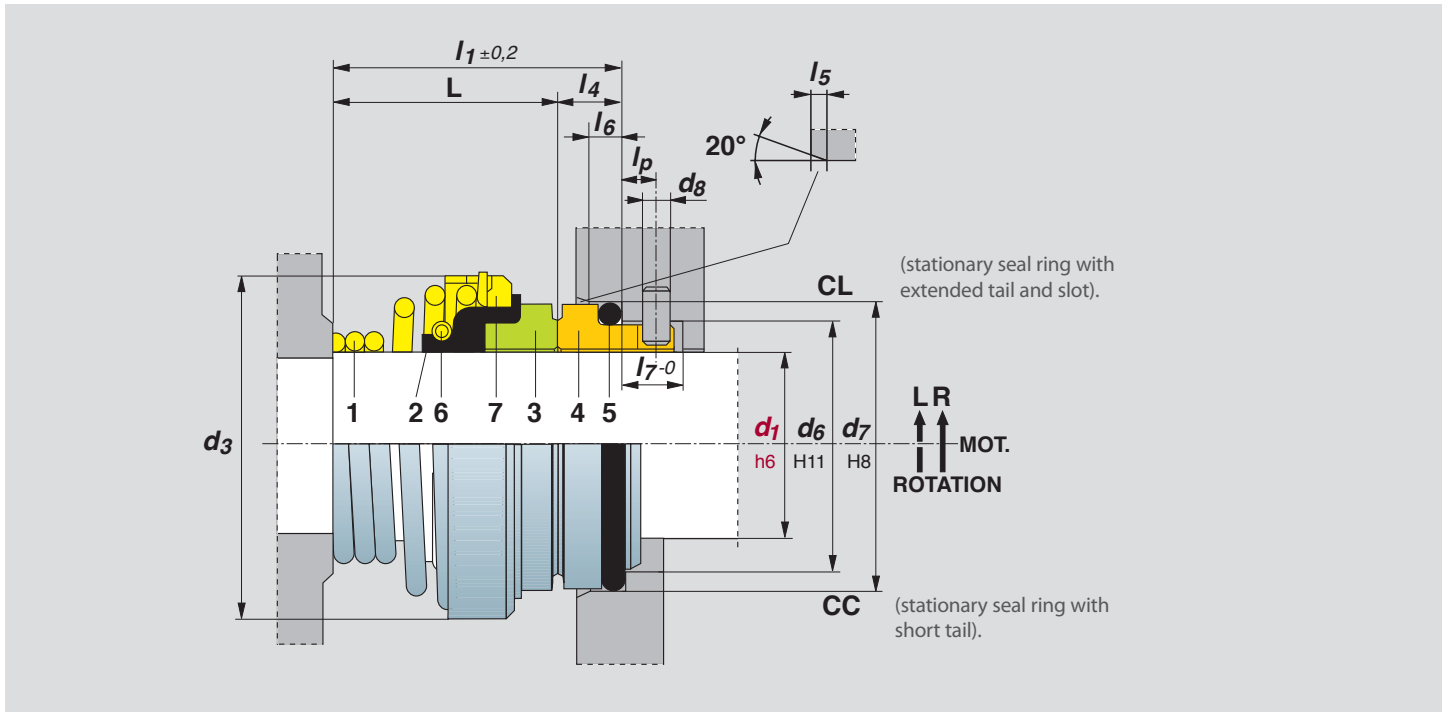
The types shown on these pages are suitable for hygienic, pharmaceutical, sterile and food applications due to the following important characteristics:

- Spring outside of the media - no contact with the sealed fluid.
- Grub screws out of the media - no contact with the sealed fluid.
- Bidirectional rotation.
- Open design for easier CIP/ SIP process.
- Possibility of shrunk faces.
- Surface finish accuracy (Ra < 0,8 µm standard Ra < 0,5 µm on request).
- Possibility to get clean profile secondary gasket to reduce hard-to-clean dead spaces to a minimum.
- Wide flexibility to customize the installation dimensions according to customer needs.
- Internal balanced seal or external mounted suitable to work with pressure.
- Wide range of materials for faces and gaskets, including hi-tech hard facing. FDA, WRC, BAM, NFS, 3A approved materials on request.
- Possibility to supply metals parts in titanium.

For more information and technical support on the use of these models, please contact our technical department.







ROTEN												
TYPE L2 - L23 - UL2 - LS												
d ₁	d ₆	d ₇	d ₃	l ₁	L	l ₄	l ₆	l ₅	d ₈	l ₇	l _p	
6	10,6	13,1	16	20,5	16	4,5	2	1,2	2	6	3,5	
8	13	17,1	20	21,5	16	5,5	2,8	1,2	2	6,2	3,5	
10	14	18,1	22	24,5	19	5,5	2,8	1,2	2	6,2	3,5	
12	16,5	20,6	24	26	20,5	5,5	2,8	1,2	2	6,2	3,5	
13	19	23,1	27	26,5	20,5	6	2,8	1,2	2	6,7	4	
14	19	23,1	27	26,5	20,5	6	2,8	1,2	2	6,7	4	
15	21	26,9	28	27,5	20,5	7	3,7	1,3	2,5	7,6	4	
16	21	26,9	30	27,5	20,5	7	3,7	1,3	2,5	7,6	4	
18	25	30,9	36	33,5	25,5	8	3,7	1,3	3	8,5	4,5	
19	25	30,9	37	35	27	8	3,7	1,3	3	8,5	4,5	
20	25	30,9	37	35,5	27,5	8	3,7	1,3	3	8,5	4,5	
22	30	35,4	41,5	37,5	29,5	8	3,7	1,8	3,5	8,5	5	
23	30	35,4	41,5	37,5	29,5	8	3,7	1,8	3,5	8,5	5	
25	33	38,2	44,6	38	29,5	8,5	3,7	1,8	4	9,1	5	
28	38	43,3	51,5	43	34	9	3,7	1,8	4	9,6	6	
30	38	43,3	59	44	35	9	3,7	1,8	4	9,6	6	
32	38	43,3	59	44	35	9	3,7	1,8	4	9,6	6	
35	45	53,5	59	50	38,5	11,5	5,4	2,1	5	12	7,5	
38	52	60,5	68	50	38,5	11,5	5,4	2,1	5	12	7,5	
40	52	60,5	68	51,5	40	11,5	5,4	2,1	5	12	7,5	
42	52	60,5	68	51,5	40	11,5	5,4	2,1	5	12	7,5	
45	57	65,5	70	52,5	41	11,5	5,4	2,1	5	13	8,5	
50	64	72,5	78	56,5	45	11,5	5,4	2,1	5	13	8,5	
55	64	72,5	93	58,5	47	11,5	5,4	2,1	5	13	8,5	
60	72	79,3	93	60,5	49	11,5	5,4	2,1	5	13,5	8,5	
65	77	84,5	100	62,5	51	11,5	5,4	2,1	5	13,5	8,5	
70	82	89,5	107	62,5	51	11,5	5,4	2,1	5	13,5	8,5	

Dimensions in mm.

UNITEN													EN 12756
TYPE L2 - L23 - UL2 - LS													
d ₁	d ₆	d ₇	d ₃	l ₁	L	l ₄	l ₆	l ₅	d ₈	l ₇	l _p		
10	17	21	22	26	19	7	4	1,5	3	8,5	5		
12	19	23	24	27,5	20,5	7	4	1,5	3	8,5	5		
14	21	25	27	27,5	20,5	7	4	1,5	3	8,5	5		
16	23	27	30	27,5	20,5	7	4	1,5	3	8,5	5		
18	27	33	36	35,5	25,5	10	5	2	3	9	5		
20	29	35	37	37,5	27,5	10	5	2	3	9	5		
22	31	37	41,5	39,5	29,5	10	5	2	3	9	5		
24	33	39	41,5	39,5	29,5	10	5	2	3	9	5		
25	34	40	44,6	39,5	29,5	10	5	2	3	9	5		
28	37	43	51,5	44	34	10	5	2	3	9	5		
30	39	45	59	45	35	10	5	2	3	9	5		
32	42	48	59	45	35	10	5	2	3	9	5		
33	42	48	59	48,5	38,5	10	5	2	3	9	5		
35	44	50	59	48,5	38,5	10	5	2	3	9	5		
38	49	56	68	51,5	38,5	13	6	2	4	9	5		
40	51	58	68	53	40	13	6	2	4	9	5		
43	54	61	70	54	41	13	6	2	4	9	5		
45	56	63	70	54	41	13	6	2	4	9	5		
48	59	66	78	59	45	14	6	2	4	9	5		
50	62	70	78	59	45	14	6	2,5	4	9	5		
53	65	73	93	61	47	14	6	2,5	4	9	5		
55	67	75	93	61	47	14	6	2,5	4	9	5		
58	70	78	93	63	49	14	6	2,5	4	9	5		
60	72	80	93	63	49	14	6	2,5	4	9	5		
63	75	83	100	65	51	14	6	2,5	4	9	5		
65	77	85	100	65	51	14	6	2,5	4	9	5		
68	81	90	107	67	51	16	7	2,5	4	9	5		
70	83	92	107	67	51	16	7	2,5	4	9	5		

Dimensions in mm.

TYPE L2

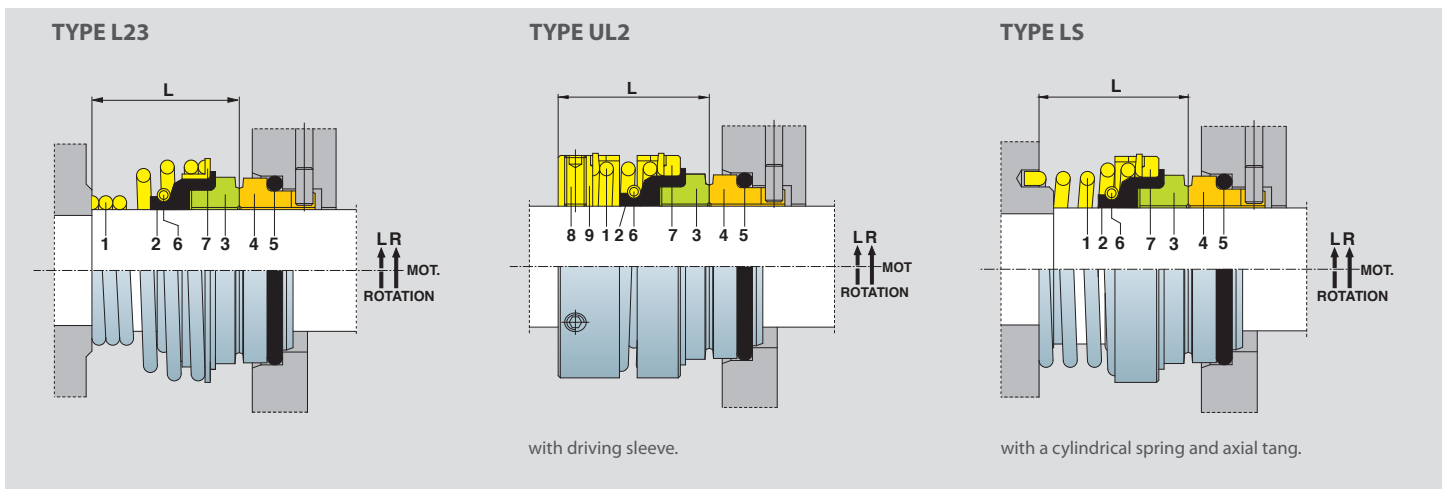
is a rubber bellow seal. The type L2 has a mechanical drive through the spring, more guaranteed than the drive through the rubber bellow but, as a result, dependent on the rotation side. It is an unbalanced seal and is particularly well suited for applications with products or work conditions which O-Ring gaskets are not able to satisfy (food, particularly viscous or fluids that tend to hinder the seal movement on the shaft or to form deposits between the shaft and O-Ring).



MAX. WORKING CONDITIONS

These depend on: \varnothing shaft, pressure, speed, temperature and fluid to be sealed. See page 74.

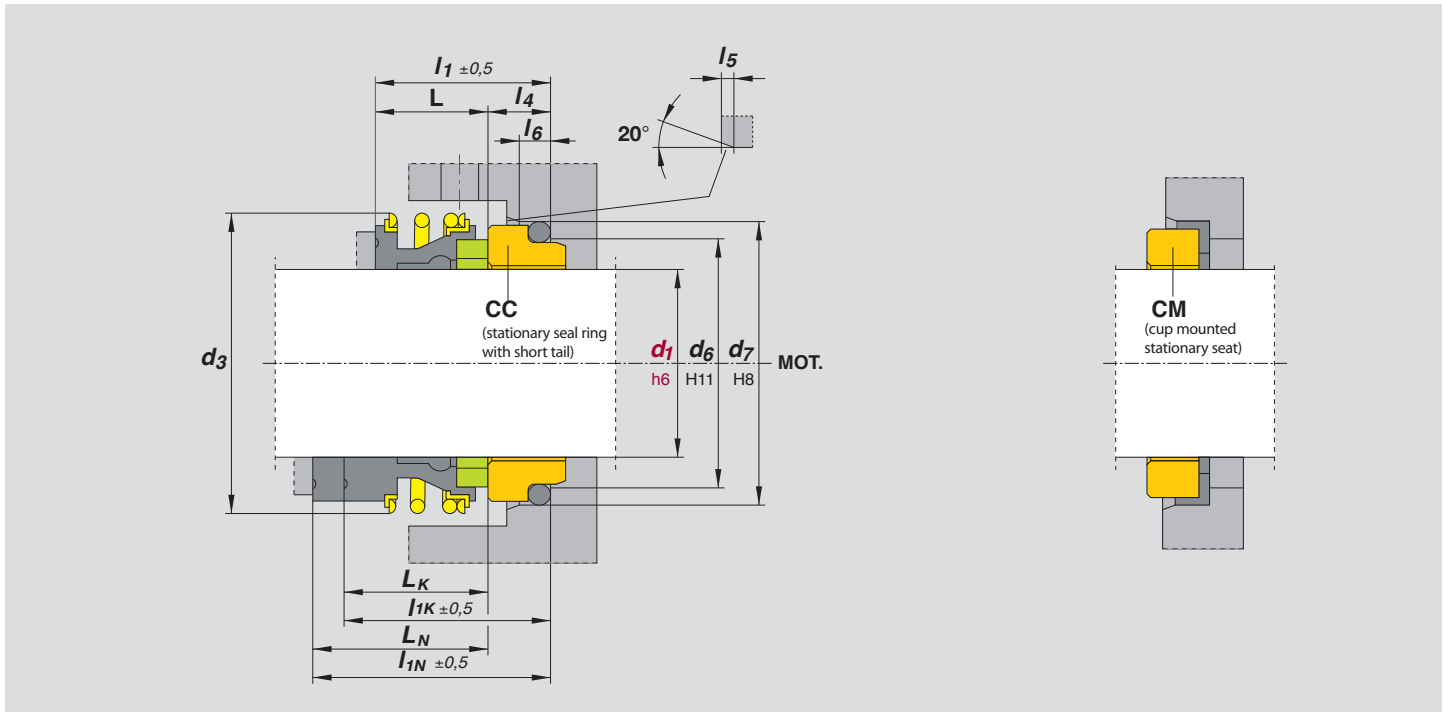
- p** ≤ 12 bar
- t** = -35 ÷ 180°C
- v** ≤ 15 m/s



TYPE L2 - L23 - LS		TYPE UL2		STANDARD MATERIALS							
POS.	COMPONENTS	POS.	COMPONENTS								
1	Self-driving spring	1	Spring	L1	X1						
2	Lip rubber shaft gasket	2	Lip rubber shaft gasket	E1	P1	Y1					
3	Rotary seal ring	3	Rotary seal ring	C4	K1	R1	V1	V2	V3	X3	Z1
4	Stationary seal ring	4	Stationary seal ring	C4	K1	R1	V1	V2	V3	X3	
5	Stationary gasket	5	Stationary gasket	E1	P1	Y1					
6	Garter spring	6	Garter spring	X1							
7	Frame	7	Frame	G1	L1	X1					
		8	Grub screws	H1	L1	X1					
		9	Driving "U" sleeve	L1	X1						

TYPE L3

L3 - L3K - L3N - L3B - L3C



UNITEN										EN 12756			
TYPE L3										L3K		L3N	
d ₁	d ₆	d ₇	d ₃	l ₁	L	l ₄	l ₆	l ₅	l _{1k}	l _k	l _{1N}	l _N	
10	17	21	24	21,1	14,5	6,6	4	1,5	32,5	25,9	40	33,4	
12	19	23	25	21,6	15	6,6	4	1,5	32,5	25,9	40	33,4	
14	21	25	29	23,6	17	6,6	4	1,5	35	28,4	40	33,4	
16	23	27	29	23,6	17	6,6	4	1,5	35	28,4	40	33,4	
18	27	33	32	27	19,5	7,5	5	2	37,5	30	45	37,5	
20	29	35	37	29	21,5	7,5	5	2	37,5	30	45	37,5	
22	31	37	37	29	21,5	7,5	5	2	37,5	30	45	37,5	
24	33	39	42	30	22,5	7,5	5	2	40	32,5	50	42,5	
25	34	40	42	30,5	23	7,5	5	2	40	32,5	50	42,5	
28	37	43	49	34	26,5	7,5	5	2	42,5	35	50	42,5	
30	39	45	49	34	26,5	7,5	5	2	42,5	35	50	42,5	
32	42	48	52	35	27,5	7,5	5	2	42,5	35	55	47,5	
33	42	48	52	35	27,5	7,5	5	2	42,5	35	55	47,5	
35	44	50	56	36	28,5	7,5	5	2	42,5	35	55	47,5	
38	49	56	58	39	30	9	6	2	45	36	55	46	
40	51	58	62	39	30	9	6	2	45	36	55	46	
43	54	61	65	39	30	9	6	2	45	36	60	51	
45	56	63	67	39	30	9	6	2	45	36	60	51	
48	59	66	71	39,5	30,5	9	6	2	45	36	60	51	
50	62	70	73	40	30,5	9,5	6	2,5	47,5	38	60	50,5	
53	65	73	78	44	33	11	6	2,5	47,5	36,5	70	59	
55	67	75	80	46	35	11	6	2,5	47,5	36,5	70	59	
58	70	78	84	48	37	11	6	2,5	52,5	41,5	70	59	
60	72	80	87	49	38	11	6	2,5	52,5	41,5	70	59	
63	75	83	92	55	44	11	6	2,5	52,5	41,5	70	59	
65	77	85	92	51	40	11	6	2,5	52,5	41,5	80	69	
68	81	90	96	51,3	40	11,3	7	2,5	52,5	41,2	80	68,7	
70	83	92	99	51,3	40	11,3	7	2,5	60	48,7	80	68,7	
75	88	97	104	51,3	40	11,3	7	2,5	60	48,7	80	68,7	
80	95	105	112	52	40	12	7	3	60	48	90	78	

Dimensions in mm.

ROTEN									
TYPE L3B									
d ₁	d ₆	d ₇	d ₃	l ₁	L	l ₄	l ₆	l ₅	
10	15,5	19,2	24	21,1	14,5	6,6	3,8	1,2	
12	17,5	21,6	25	20,6	15	5,6	3,8	1,2	
14	20,5	24,6	29	22,6	17	5,6	3,8	1,2	
15	20,5	24,6	29	23,6	17	6,6	3,8	1,2	
16	22	28	29	24,5	17	7,5	5	1,5	
18	24	30	32	27,5	19,5	8	5	1,5	
20	29,5	35	37	29	21,5	7,5	5	1,5	
22	29,5	35	37	29	21,5	7,5	5	1,5	
24	32	38	42	30	22,5	7,5	5	1,5	
25	32	38	42	30,5	23	7,5	5	1,5	
28	36	42	49	35,5	26,5	9	5	1,5	
30	39,2	45	49	37	26,5	10,5	5	1,5	
32	42,2	48	52	38	27,5	10,5	5	1,5	
35	46,2	52	56	39,5	28,5	11	5	1,5	
38	49,2	55	58	40,3	30	10,3	5	1,5	
40	52,2	58	62	40,8	30	10,8	5	1,5	
45	55,3	64	67	41,6	30	11,6	6	2	
48	59,7	68,4	71	42,1	30,5	11,6	6	2	
50	60,8	69,3	73	42,1	30,5	11,6	6	2	
55	66,5	75,4	80	48,3	35	13,3	6	2	
58	69,5	78,4	84	50,3	37	13,3	6	2	
60	71,5	80,4	87	51,3	38	13,3	6	2	
65	76,5	85,4	92	53	40	13	6	2	
68	82,7	91,5	96	53,7	40	13,7	6	2	
70	83	92	99	53	40	13	6	2	
75	90,2	99	104	54	40	14	6	2	
80	95,2	104	112	55	40	15	6	2	

Dimensions in mm.

ROTEN									
TYPE L3C									
d ₁ mm	d ₁ inch	d ₆	d ₇	d ₃	l ₁	L	l ₄	l ₆	r
10	0,375"	11	24,6	24	34	25	9	7,5	1,2
12	0,500"	13,5	27,8	25	34	25	9	7,5	1,2
14	-	17	30,95	29	35,5	25	10,5	9	1,2
15	-	17	30,95	29	35,5	25	10,5	9	1,2
16	0,625"	17	30,95	29	35,5	25	10,5	9	1,5
18	0,750"	20	34,15	32	35,5	25	10,5	9	1,5
20	-	21,5	35,7	37	35,5	25	10,5	9	1,5
22	0,875"	23	37,3	37	35,5	25	10,5	9	1,5
24	-	26,5	40,5	42	35,5	25	10,5	9	1,5
25	1,000"	26,5	40,5	42	35,5	25	10,5	9	1,5
28	1,125"	29,5	47,65	49	45	33	12	10,5	1,5
30	-	32,5	50,8	49	45	33	12	10,5	1,5
32	1,250"	32,5	50,8	52	45	33	12	10,5	1,5
33	-	36,5	54	52	45	33	12	10,5	1,5
35	1,375"	36,5	54	56	45	33	12	10,5	1,5
38	1,500"	39,5	57,15	58	45	33	12	10,5	1,5
40	1,625"	42,5	60,35	62	45	33	12	10,5	1,5
43	1,750"	46	63,5	65	53	41	12	10,5	2,5
45	-	46	63,5	67	53	41	12	10,5	2,5
48	1,875"	49	66,7	71	53	41	12	10,5	2,5
50	2,000"	52	69,85	73	54,5	41	13,5	12	2,5
53	2,125"	55,5	73,05	78	54,5	41	13,5	12	2,5
55	2,250"	58,5	76,2	80	54,5	41	13,5	12	2,5
58	-	61,5	79,4	84	54,5	41	13,5	12	2,5
60	2,375"	61,5	79,4	87	54,5	41	13,5	12	2,5
63	2,500"	65	82,55	92	54,5	41	13,5	12	2,5
65	2,625"	68	92,1	92	65	49	16	14,5	2,5
68	-	71	95,25	96	65	49	16	14,5	2,5
70	2,750"	71	95,25	99	65	49	16	14,5	2,5
-	2,875"	74,5	98,25	104	68	52	16	14,5	2,5
75	3,000"	77,5	101,6	104	68	52	16	14,5	2,5
-	3,125"	80,5	111,15	112	76	56	20	18,5	2,5
80	3,250"	84	114,3	112	76	56	20	18,5	2,5

Dimensions in mm.

TYPE L3

A rubber bellow seal bidirectional with the drive of the rotating part made by the friction between the shaft and inside diameter of the rubber bellow. The common materials for the faces are SiC/SiC and Carbon/SiC. The rubber parts can be supplied with NBR, EPDM and FPM material. The metal parts are supplied in stainless steel 304 or 316. It has great flexibility because it can accept better small shaft misalignment and small axial movement.

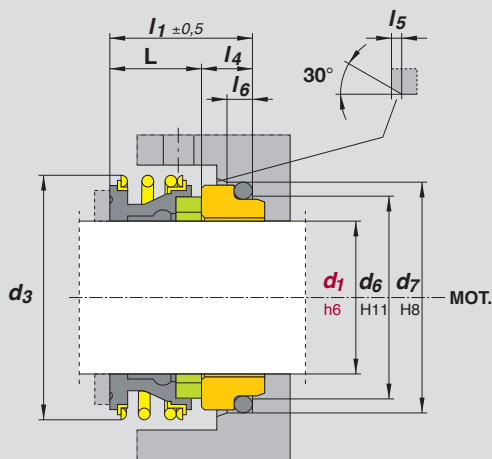


MAX. WORKING CONDITIONS

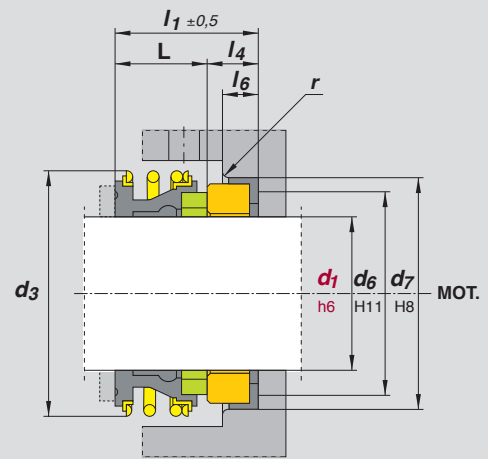
These depend on: \varnothing shaft, pressure, speed, temperature and fluid to be sealed. See page 74.

- $p \leq 10 \text{ bar}$
- $t = -10 \div 120^\circ\text{C}$
- $v \leq 10 \text{ m/s}$

TYPE L3B

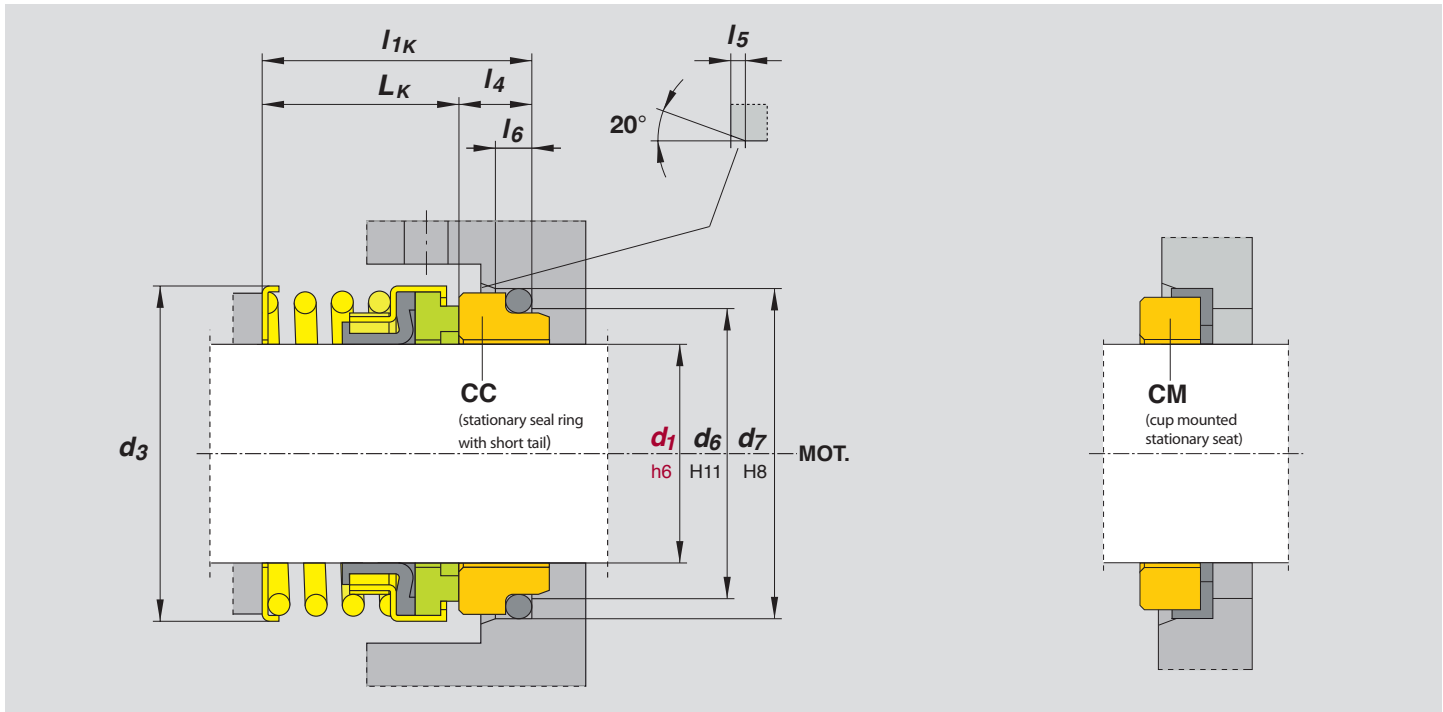


TYPE L3C



TYPE L4

L4K - L4B - L4CS - L4CL



UNITEN		EN 12756								
TYPE L4K										
d ₁	d ₆	d ₇	d ₃	l _{1k}	L _k	l ₄	l ₆	l ₅		
10	17	21	23	32,5	25,9	6,6	4	1,5		
12	19	23	24	32,5	25,9	6,6	4	1,5		
14	21	25	28	35	28,4	6,6	4	1,5		
16	23	27	28	35	28,4	6,6	4	1,5		
18	27	33	32	37,5	30	7,5	5	2		
20	29	35	34	37,5	30	7,5	5	2		
22	31	37	34	37,5	30	7,5	5	2		
24	33	39	39	40	32,5	7,5	5	2		
25	34	40	40	40	32,5	7,5	5	2		
28	37	43	47	42,5	35	7,5	5	2		
30	39	45	48	42,5	35	7,5	5	2		
32	42	48	50	42,5	35	7,5	5	2		
33	42	48	50	42,5	35	7,5	5	2		
35	44	50	55	42,5	35	7,5	5	2		
38	49	56	56	45	36	9	6	2		
40	51	58	63	45	36	9	6	2		
43	54	61	63	45	36	9	6	2		
45	56	63	68	45	36	9	6	2		
48	59	66	72	45	36	9	6	2		
50	62	70	72	47,5	38	9,5	6	2,5		
53	65	73	72	47,5	36,5	11	6	2,5		
55	67	75	79	47,5	36,5	11	6	2,5		
58	70	78	79	52,5	41,5	11	6	2,5		
60	72	80	85	52,5	41,5	11	6	2,5		
63	75	83	85	52,5	41,5	11	6	2,5		
65	77	85	90	52,5	41,5	11	6	2,5		
68	81	90	90	52,5	41,2	11,3	7	2,5		
70	83	92	95	60	48,7	11,3	7	2,5		
75	88	97	97	60	48,7	11,3	7	2,5		
80	95	105	104	60	48	12	7	3		

Dimensions in mm.

ROTEN										
TYPE L4B										
d ₁	d ₆	d ₇	d ₃	l ₁	L	l ₄	l ₆	l ₅		
10	15,5	19,2	23	22,6	16	6,6	3,8	1,2		
12	17,5	21,6	24	23,1	17,5	5,6	3,8	1,2		
14	20,5	24,6	28	23,1	17,5	5,6	3,8	1,2		
15	20,5	24,6	28	24,1	17,5	6,6	3,8	1,2		
16	22	28	28	26,5	19	7,5	5	1,5		
18	24	30	32	28,5	20,5	8	5	1,5		
20	29,5	35	34	29,5	22	7,5	5	1,5		
22	29,5	35	34	31	23,5	7,5	5	1,5		
24	32	38	39	32,5	25	7,5	5	1,5		
25	32	38	40	34	26,5	7,5	5	1,5		
28	36	42	47	35,5	26,5	9	5	1,5		
30	39,2	45	48	35,5	25	10,5	5	1,5		
32	42,2	48	50	39	28,5	10,5	5	1,5		
35	46,2	52	55	39,5	28,5	11	5	1,5		
38	49,2	55	56	42,5	32,2	10,3	5	1,5		
40	52,2	58	63	45,5	34,7	10,8	5	1,5		
45	55,3	64	68	50,8	39,2	11,6	6	2		
48	59,7	68,4	72	56,3	44,7	11,6	6	2		
50	60,8	69,3	72	57,3	45,7	11,6	6	2		
55	66,5	75,4	79	62,3	49	13,3	6	2		
58	69,5	78,4	79	65,3	52	13,3	6	2		
60	71,5	80,4	85	66,3	53	13,3	6	2		
65	76,5	85,4	90	67,3	54,3	13	6	2		
68	82,7	91,5	90	69	55,3	13,7	6	2		
70	83	92	95	69,3	56,3	13	6	2		
75	90,2	99	97	70,3	56,3	14	6	2		
80	95,2	104	104	74,3	59,3	15	6	2		

Dimensions in mm.

ROTEN											
TYPE L4CS										L4CL	
d ₁ mm	d ₁ inch	d ₆	d ₇	d ₃	l _{1CS}	L _{CS}	l ₄	l ₆	r	l _{1CL}	L _{CL}
10	0,375"	11	24,6	23	34	25	9	7,5	1,2	53	44
12	0,500"	13,5	27,8	24	34	25	9	7,5	1,2	53	44
14	-	17	30,95	28	35,5	25	10,5	9	1,2	54,4	43,9
15	-	17	30,95	28	35,5	25	10,5	9	1,2	54,4	43,9
16	0,625"	17	30,95	28	35,5	25	10,5	9	1,5	54,4	43,9
18	0,750"	20	34,15	32	35,5	25	10,5	9	1,5	54,4	43,9
20	-	21,5	35,7	34	35,5	25	10,5	9	1,5	54,4	43,9
22	0,875"	23	37,3	34	35,5	25	10,5	9	1,5	54,4	43,9
24	-	26,5	40,5	39	35,5	25	10,5	9	1,5	54,4	43,9
25	1,000"	26,5	40,5	40	35,5	25	10,5	9	1,5	54,4	43,9
28	1,125"	29,5	47,65	47	45	33	12	10,5	1,5	72	60
30	-	32,5	50,8	48	45	33	12	10,5	1,5	72	60
32	1,250"	32,5	50,8	50	45	33	12	10,5	1,5	72	60
33	-	36,5	54	50	45	33	12	10,5	1,5	72	60
35	1,375"	36,5	54	55	45	33	12	10,5	1,5	72	60
38	1,500"	39,5	57,15	56	45	33	12	10,5	1,5	72	60
40	1,625"	42,5	60,35	63	45	33	12	10,5	1,5	72	60
43	1,750"	46	63,5	63	53	41	12	10,5	2,5	83	71
45	-	46	63,5	68	53	41	12	10,5	2,5	83	71
48	1,875"	49	66,7	72	53	41	12	10,5	2,5	83	71
50	2,000"	52	69,85	72	54,5	41	13,5	12	2,5	84,5	71
53	2,125"	55,5	73,05	79	54,5	41	13,5	12	2,5	84,5	71
55	2,250"	58,5	76,2	79	54,5	41	13,5	12	2,5	84,5	71
58	-	61,5	79,4	79	54,5	41	13,5	12	2,5	84,5	71
60	2,375"	61,5	79,4	85	54,5	41	13,5	12	2,5	84,5	71
63	2,500"	65	82,55	85	54,5	41	13,5	12	2,5	84,5	71
65	2,625"	68	92,1	90	65	49	16	14,5	2,5	86	70
68	-	71	95,25	90	65	49	16	14,5	2,5	86	70
70	2,750"	71	95,25	95	65	49	16	14,5	2,5	86	70
-	2,875"	74,5	98,25	97	68	52	16	14,5	2,5	89	73
75	3,000"	77,5	101,6	97	68	52	16	14,5	2,5	89	73
-	3,125"	80,5	111,15	104	76	56	20	18,5	2,5	99	79
80	3,250"	84	114,3	104	76	56	20	18,5	2,5	99	79

Dimensions in mm.

TYPE L4

A rubber bellow seal bidirectional with the drive of the rotating part made by the friction between the shaft and inside diameter of the rubber bellow. The common materials for the faces are SiC/SiC and Carbon/SiC. The rubber parts can be supplied with NBR, EPDM and FPM material. The metal parts are supplied in stainless steel 304 or 316. The rotating ring has a drive through frame drive system.

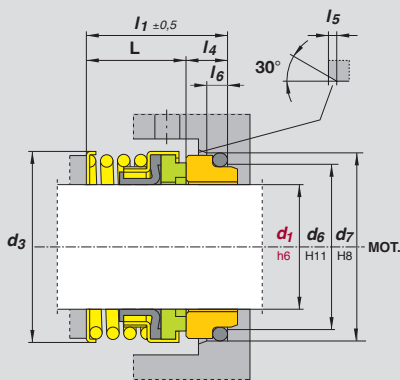


MAX. WORKING CONDITIONS

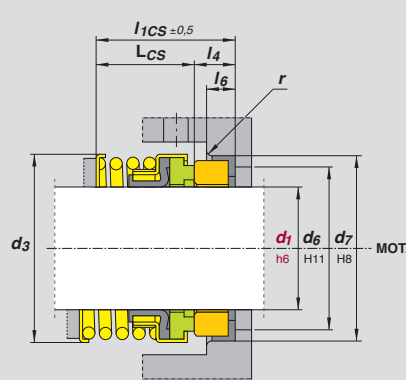
These depend on: \varnothing shaft, pressure, speed, temperature and fluid to be sealed. See page 74.

- p** ≤ 10 bar
- t** = -10 ÷ 120°C
- v** ≤ 10 m/s

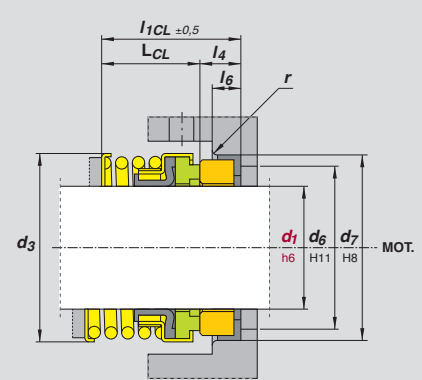
TYPE L4B



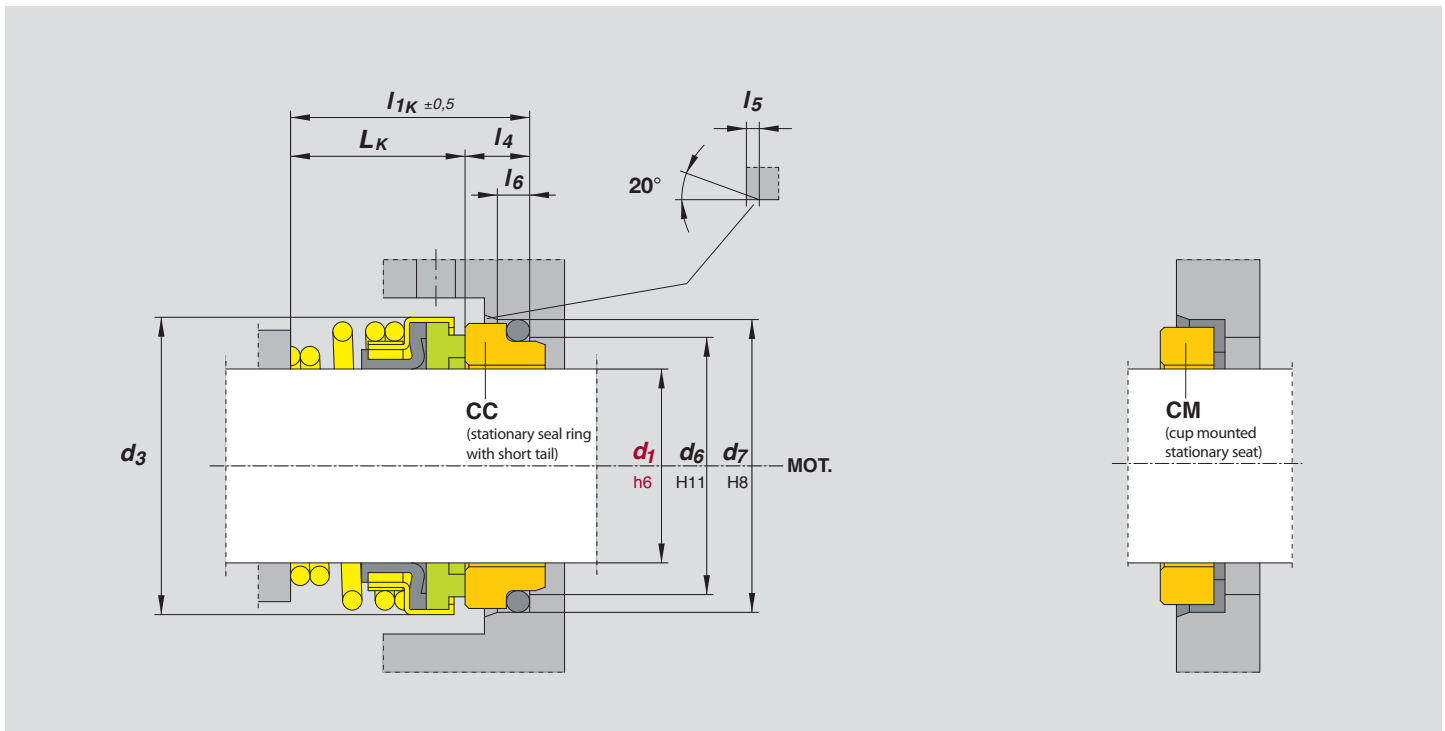
TYPE L4CS



TYPE L4CL



TYPE L4KS1



UNITEN		EN 12756						
TYPE L4KS1								
d ₁	d ₆	d ₇	d ₃	l _{1k}	L _k	l ₄	l ₆	l ₅
10	17	21	23	32,5	25,9	6,6	4	1,5
12	19	23	24	32,5	25,9	6,6	4	1,5
14	21	25	28	35	28,4	6,6	4	1,5
16	23	27	28	35	28,4	6,6	4	1,5
18	27	33	32	37,5	30	7,5	5	2
20	29	35	34	37,5	30	7,5	5	2
22	31	37	34	37,5	30	7,5	5	2
24	33	39	39	40	32,5	7,5	5	2
25	34	40	40	40	32,5	7,5	5	2
28	37	43	47	42,5	35	7,5	5	2
30	39	45	48	42,5	35	7,5	5	2
32	42	48	50	42,5	35	7,5	5	2
33	42	48	50	42,5	35	7,5	5	2
35	44	50	55	42,5	35	7,5	5	2
38	49	56	56	45	36	9	6	2
40	51	58	63	45	36	9	6	2
43	54	61	63	45	36	9	6	2
45	56	63	68	45	36	9	6	2
48	59	66	72	45	36	9	6	2
50	62	70	72	47,5	38	9,5	6	2,5
53	65	73	72	47,5	36,5	11	6	2,5
55	67	75	79	47,5	36,5	11	6	2,5
58	70	78	79	52,5	41,5	11	6	2,5
60	72	80	85	52,5	41,5	11	6	2,5
63	75	83	85	52,5	41,5	11	6	2,5
65	77	85	90	52,5	41,5	11	6	2,5
68	81	90	90	52,5	41,2	11,3	7	2,5
70	83	92	95	60	48,7	11,3	7	2,5
75	88	97	97	60	48,7	11,3	7	2,5
80	95	105	104	60	48	12	7	3

Dimensions in mm.

A rubber bellow seal bidirectional with the drive of the rotating part made by the friction between the shaft and inside diameter of the rubber bellow. The common materials for the faces are SiC/SiC and Carbon/SiC. The rubber parts can be supplied with NBR, EPDM and FPM material. The metal parts are supplied in stainless steel 304 or 316. The rotating ring has a drive through frame drive system.

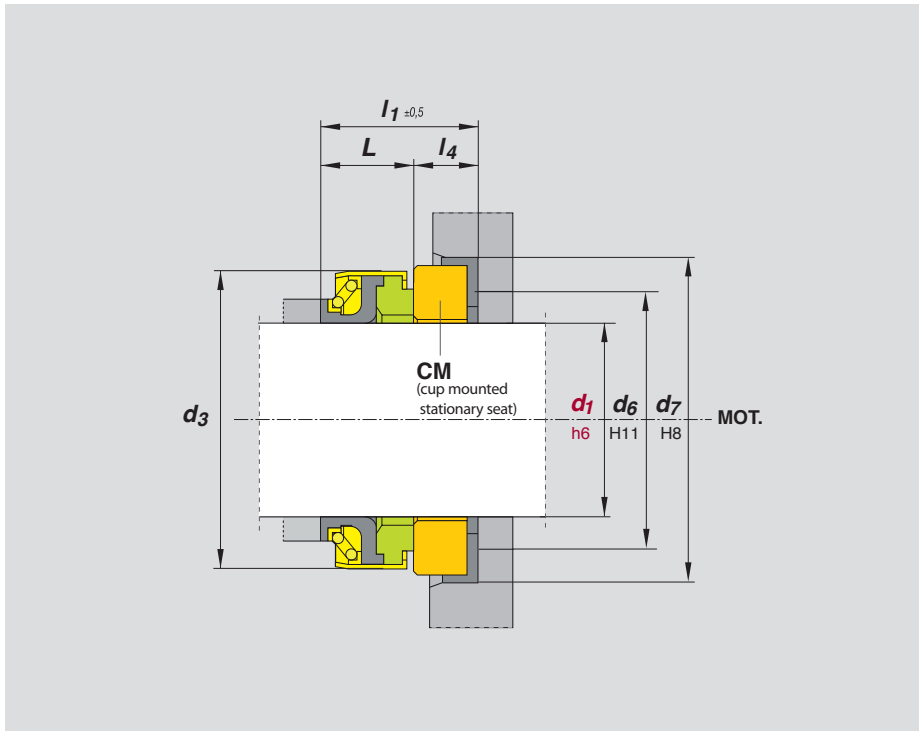
MAX. WORKING CONDITIONS

These depend on: \varnothing shaft, pressure, speed, temperature and fluid to be sealed.
See page 74.

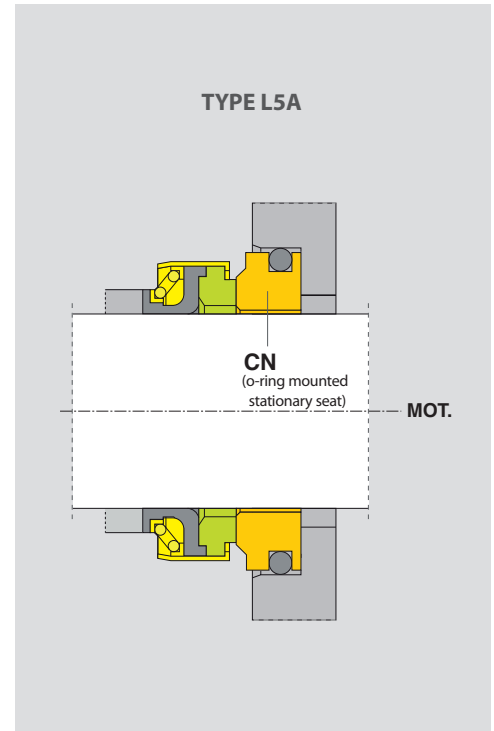
p ≤ 10 bar
t = -10 ÷ 120°C
v ≤ 10 m/s



TYPE L5



L5A - L51 - L5L11 - L51L11



ROTEN							
TYPE L5 - L5A							
d ₁	d ₆	d ₇	d ₃	l ₁	L	l ₄	
6	8	22	18	12	8	4	
8	10	22	20	16,5	11	5,5	
10	12	26	24	19	11	8	
11	13	26	24	19	11	8	
12	14	26	24	21	13	8	
13	15	26	24	21	13	8	
14	16	29,5	32	21	13	8	
15	17	29,5	32	21	13	8	
16	18	29,5	32	21	13	8	
17	19	42	39	21	13	8	
18	20	42	39	21	13	8	
19	21	42	39	21	13	8	
20	22	42	39	21	13	8	
22	24	45	42	23	13	10	
23	25	50	47	24	14	10	
24	26	50	47	24	14	10	
25	27	50	47	24	14	10	
28	31	57	54	25	15	10	
30	33	57	54	25	15	10	
32	35	57	54	25	15	10	
35	38	63	60	26	16	10	
38	41	68	65	29	17	12	
40	43	68	65	29	17	12	
45	48	73	70	32	20	12	
50	53	88	85	38	23	15	
55	58	88	85	38	23	15	
60	65	110	105	45	30	15	
65	70	110	105	45	30	15	
70	75	110	105	47	32	15	

Dimensions in mm.

A rubber bellow seal bidirectional with the drive of the rotating part made by the friction between the shaft and inside diameter of the rubber bellow. The common materials for the faces are Carbon/Ceramic/NBR and SiC/SiC/FPM. It is used mainly on water pumps for light applications. The metal parts are supplied in stainless steel 304.

MAX. WORKING CONDITIONS

These depend on: ø shaft, pressure, speed, temperature and fluid to be sealed. See page 74.

- p ≤ 10 bar**
- t = -10 ÷ 100°C**
- v ≤ 10 m/s**



ROTEN							
TYPE L51							
d ₁	d ₆	d ₇	d ₃	l ₁	L	l ₄	
8	10	26	24	16,5	11	5,5	
12	14	26	24	18,5	13	5,5	
14	16	35	32	21	13	8	
15	17	38	35	21	13	8	
16	18	38	35	21	13	8	
20	22	45	42	23	13	10	
25	27	50	42	24	14	10	

Dimensions in mm.

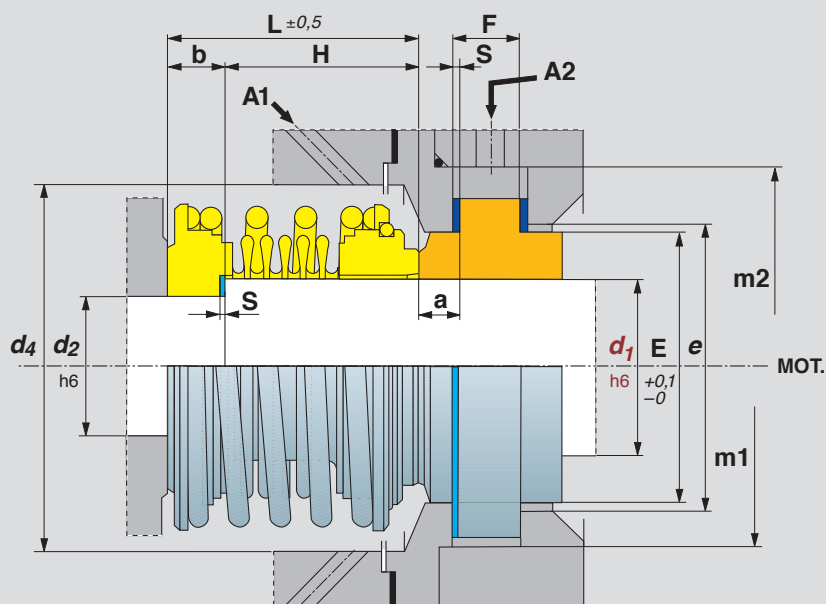
ROTEN							
TYPE L5L11							
d ₁	d ₆	d ₇	d ₃	l ₁	L	l ₄	
12	14	26	24	19	11	8	

Dimensions in mm.

ROTEN							
TYPE L51L11							
d ₁	d ₆	d ₇	d ₃	l ₁	L	l ₄	
12	14	26	24	16,5	11	5,5	

Dimensions in mm.

TYPE RF



A1: Delivery pumped fluid recirculation, cooled or heated (API 682, plan 11, 12, 21, 22, 31, 41).

A2: Cooling or heating of the clamped stationary seat (API 682, symbol C, Q).

ROTEN												
TYPE RF												
d_1	d_2	L	H	b	E	F	a	S	e	m_1	m_2	d_4
18	12	32	25	7	36	9	5	1	37,6	47,6	56	48
20	14	34	27	7	36	10	6	1	37,6	47,6	56	48
22	16	38	29	9	39	10	6	1	40,6	50,6	59	52
24	16	40	31	9	39	10	6	1	40,6	50,6	59	52
25	18	40	31	9	42	10	6	1	43,6	53,6	62	52
28	20	43	32	11	46	12	7	1	48	60	70	65
30	24	43	32	11	46	12	7	1	48	60	70	65
32	26	47	34	13	50	12	7	1	52	65	76	70
35	28	47	34	13	53	12	7	1	55	68	79	70
38	30	48	34	14	56	13	9	1	58	71	82	80
40	32	50	35	15	63	13	9	1	65	78	89	90
42	33	50	35	15	63	13	9	1	65	78	89	90
45	35	50	35	15	66	13	9	1	68	81	92	90
48	40	55	40	15	69	13	9	1	71	84	95	100
50	40	55	40	15	72	13	9	1	74	87	101	100
55	45	55	37	18	82	15,5	9	1,5	84,4	100,4	114	100
60	50	55	37	18	85	15,5	9	1,5	87,4	103,4	117	120
65	55	60	40	20	91	15,5	9	1,5	93,4	109,4	124	120
70	60	65	45	20	95	15,5	9	1,5	97,4	113,4	127	130
75	65	65	45	20	99	15,5	9	1,5	101,4	117,4	131	130

Dimensions in mm.
On request, the dimension d_2 can be adjusted to the customer need.

A metal bellow type seal bidirectional suitable for very high or very low temperatures and other applications where elastomer or PTFE gaskets could cause problems.

MAX. WORKING CONDITIONS

These depend on: \varnothing shaft, pressure, speed, temperature and fluid to be sealed.
See page 74.

$p \leq 8 \text{ bar}$
 $t = -70 \div 350^\circ\text{C}$
 $v \leq 10 \text{ m/s}$

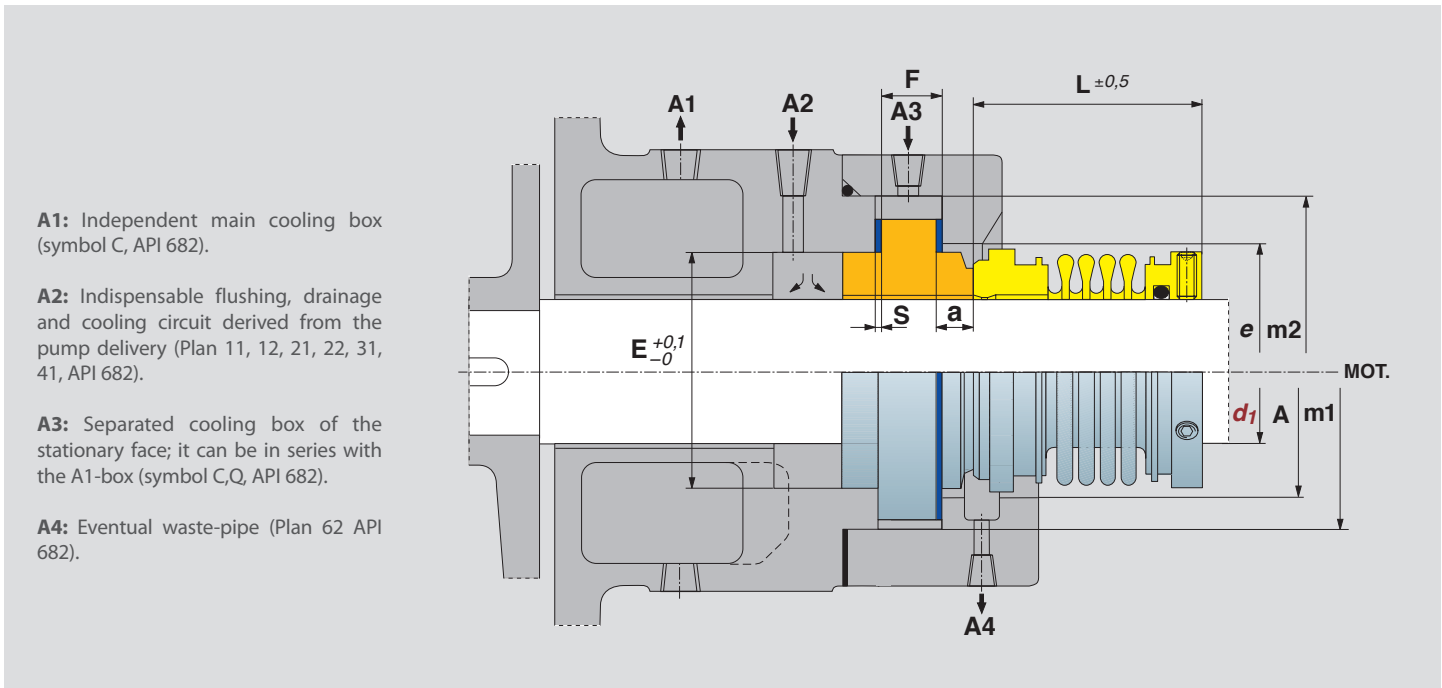


COMPONENTS	MATERIALS STANDARD
Metallic parts	X1
Rotary seal ring	X3 J1
Stationary seal ring	X3 V1 V2 V3
Gaskets	A1 C1

To ensure the flatness of the lapped stationary ring, particular care must be taken with the locking screws on the gland plate. The number of screws is dependent on the seal size and cannot be less than : 4 till $\varnothing 20$, 6 till $\varnothing 28$, 8 till $\varnothing 60$ and 12 till $\varnothing 75$. Furthermore, the screws must be tightened evenly to avoid distortion of the stationary ring. The cooling circuits shown in the two drawings must be used according to the requirements of the application.

TYPE R7F

is a bellow type seal for external mounting.



A1: Independent main cooling box (symbol C, API 682).

A2: Indispensable flushing, drainage and cooling circuit derived from the pump delivery (Plan 11, 12, 21, 22, 31, 41, API 682).

A3: Separated cooling box of the stationary face; it can be in series with the A1-box (symbol C,Q, API 682).

A4: Eventual waste-pipe (Plan 62 API 682).

ROTEN										
TYPE R7F										
d_1	L	E	F	a	S	A	e	m_1	m_2	
18	38	36	9	5	1	36	37,6	47,6	56	
20	38	36	10	6	1	36	37,6	47,6	56	
22	39,5	39	10	6	1	38,5	40,6	50,6	59	
24	39,5	39	10	6	1	38,5	40,6	50,6	59	
25	39,5	42	10	6	1	38,5	43,6	53,6	62	
28	46	46	12	7	1	47	48	60	70	
30	46	46	12	7	1	47	48	60	70	
32	48	50	12	7	1	50	52	65	76	
35	48	53	12	7	1	55	55	68	79	
38	50	56	13	9	1	58	58	71	82	
40	50	63	13	9	1	61	65	78	89	
43	53	63	13	9	1	64	65	78	89	
45	53	66	13	9	1	68	68	81	92	
48	55	69	13	9	1	70	71	84	95	
50	55	72	13	9	1	74	74	87	101	
55	58	82	15,5	9	1,5	76	84,4	100,4	114	
60	58	85	15,5	9	1,5	81	87,4	103,4	117	
65	60	91	15,5	9	1,5	87	93,4	109,4	124	
70	65	95	15,5	9	1,5	92	97,4	113,4	127	
75	68	99	15,5	9	1,5	98	101,4	117,4	131	

Dimensions in mm.

MAX. WORKING CONDITIONS

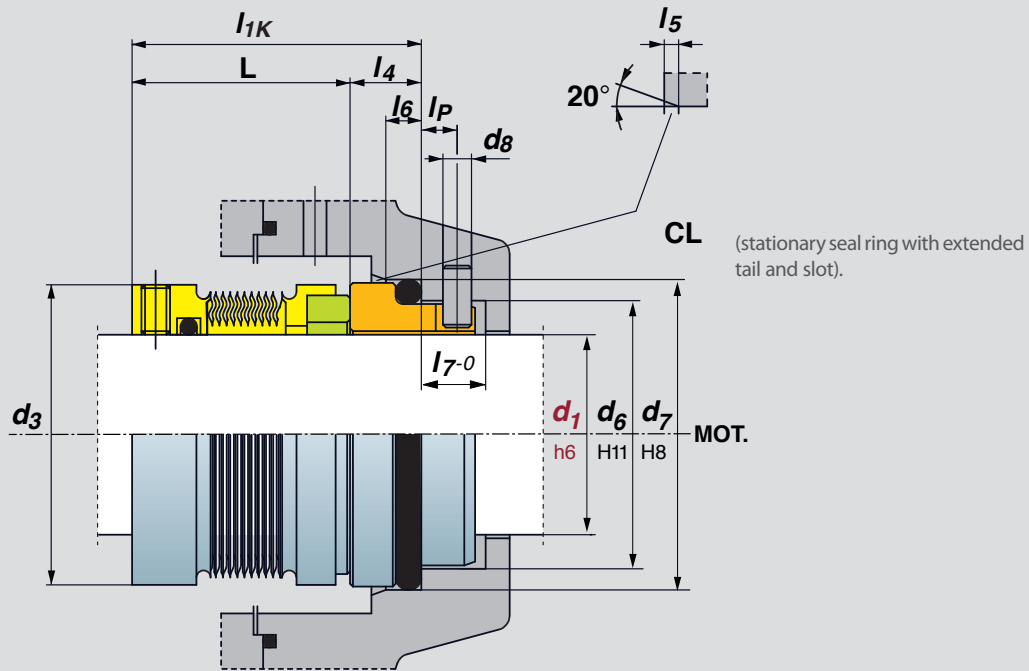
These depend on: \varnothing shaft, pressure, speed, temperature and fluid to be sealed.
See page 74.

$p \leq 8 \text{ bar}$
 $t = -50 \div 250^\circ\text{C}$
 $v \leq 10 \text{ m/s}$



COMPONENTS	MATERIALS STANDARD
Metallic parts	X1
Rotary seal ring	X3 J1
Stationary seal ring	X3 V1 V2 V3
Gaskets	A1 C1 Y1 E1

To ensure the flatness of the lapped stationary ring, particular care must be taken with the locking screws on the gland plate. The number of screws is dependent on the seal size and cannot be less than : 4 till $\varnothing 20$, 6 till $\varnothing 28$, 8 till $\varnothing 60$ and 12 till $\varnothing 75$. Furthermore, the screws must be tightened evenly to avoid distortion of the stationary ring. The cooling circuits shown in the two drawings must be used according to the requirements of the application.



UNITEN											EN 12756
TYPE R580 - R581											
d ₁	d ₃	d ₆	d ₇	d ₈	l _{1K}	L	l ₄	l ₆	l ₅	l ₇	l _p
16	30.0	23	27	3	42.5	32.5	10.0	4	1.5	9	5
18	32.0	27	33	3	42.0	30.5	11.5	5	2.0	9	5
20	33.5	29	35	3	42.0	30.5	11.5	5	2.0	9	5
22	36.5	31	37	3	42.0	30.5	11.5	5	2.0	9	5
24	39.0	33	39	3	40.0	28.5	11.5	5	2.0	9	5
25	39.6	34	40	3	40.0	28.5	11.5	5	2.0	9	5
28	42.8	37	43	3	42.5	31.0	11.5	5	2.0	9	5
30	45.0	39	45	3	42.5	31.0	11.5	5	2.0	9	5
32	46.0	42	48	3	42.5	31.0	11.5	5	2.0	9	5
33	48.0	42	48	3	42.5	31.0	11.5	5	2.0	9	5
35	49.2	44	50	3	42.5	31.0	11.5	5	2.0	9	5
38	52.3	49	56	4	45.0	31.0	14.0	6	2.0	9	5
40	55.5	51	58	4	45.0	31.0	14.0	6	2.0	9	5
43	57.5	54	61	4	45.0	31.0	14.0	6	2.0	9	5
45	58.7	56	63	4	45.0	31.0	14.0	6	2.0	9	5
48	61.9	59	66	4	45.0	31.0	14.0	6	2.0	9	5
50	65.0	62	70	4	47.5	32.5	15.0	6	2.5	9	5
53	68.2	65	73	4	47.5	32.5	15.0	6	2.5	9	5
55	70.0	67	75	4	47.5	32.5	15.0	6	2.5	9	5
58	71.7	70	78	4	52.5	37.5	15.0	6	2.5	9	5
60	74.6	72	80	4	52.5	37.5	15.0	6	2.5	9	5
63	79.0	75	83	4	52.5	37.5	15.0	6	2.5	9	5
65	84.1	77	85	4	52.5	37.5	15.0	6	2.5	9	5
68	87.3	81	90	4	52.5	34.5	18.0	6	2.5	9	5
70	87.3	83	92	4	60.0	42.0	18.0	7	2.5	9	5
75	95.0	88	97	4	60.0	42.0	18.0	7	2.5	9	5
80	98.4	95	105	4	60.0	41.8	18.2	7	3.0	9	5
85	104.7	100	110	4	60.0	41.8	18.2	7	3.0	9	5
90	111.0	105	115	4	65.0	46.8	18.2	7	3.0	9	5
95	114.0	110	120	4	65.0	47.8	17.2	7	3.0	9	5
100	117.4	115	125	4	65.0	47.8	17.2	7	3.0	9	5

Dimensions in mm.

TYPE R580 COMPONENTS	STANDARD MATERIALS			
Metal Bellows	L3			
Metalic parts	X1			
Rotary seal ring	K1	R1	V2	V3
Stationary seal ring	K1	R1	V2	V3
Gaskets	E1	W1	Y1	

TYPE R581 COMPONENTS	STANDARD MATERIALS			
Metal Bellows	L1			
Metalic parts	L1			
Rotary seal ring	K1	R1	V2	V3
Stationary seal ring	K1	R1	Z1	
Gaskets	E1	W1	Y1	

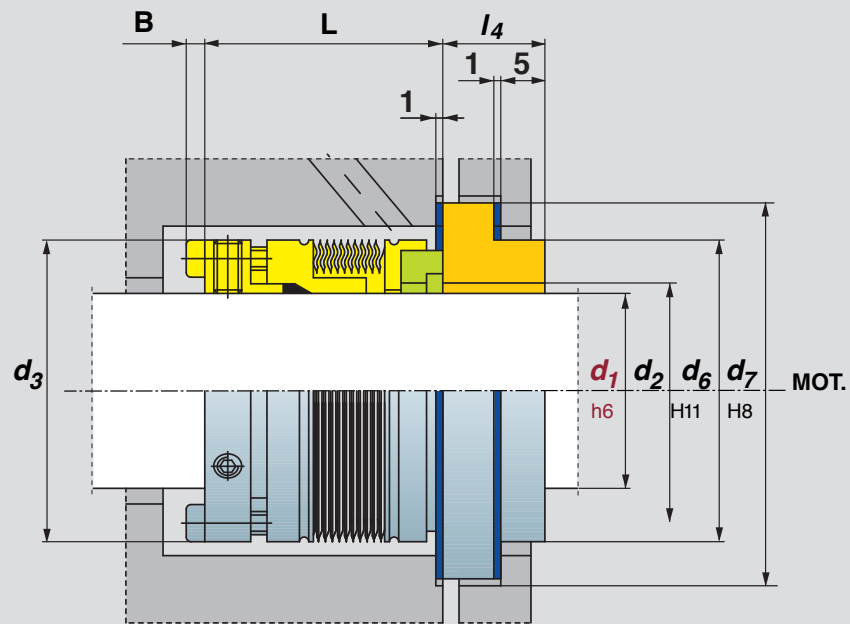
is a welded metal bellow seal bidirectional that does not have a dynamic O-Ring on the shaft and can avoid the leakage problems due to the hanging of elastomer on the shaft. The bellow form gives a good balancing factor to the seal. This seal can work with high and very low temperature or viscous liquids and slurries.

MAX. WORKING CONDITIONS

These depend on: ø shaft, pressure, speed, temperature and fluid to be sealed. See page 74.

- p ≤ 20 bar**
- t = -50 ÷ 280°C**
- v ≤ 15 m/s**





ROTEN						
TYPE R590 - R591						
d ₁	L+B	d ₃	d ₂	d ₆	d ₇	l ₄
25	38,9	41,3	28	41	53	16
28	39,7	44,5	31	44	56	16
32	40,5	47,7	35	48	59	16
35	40,5	50,8	38	51	61	16
38	40,5	54	41	58	68	16
40	40,5	57,2	43	60	72	16
45	41,3	60,4	48	65	78	16
48	41,3	63,5	51	68	81	16
50	42,1	66,7	53	70	82	16
55	42,1	69,9	58	75	94	16
60	43,7	76,2	63	85	98	16
65	44,5	82,6	68	90	107	16
70	45,3	88,9	73	91	111	16
75	47,7	96,9	78	94	114	16
80	47,7	101,6	83	98	116	16
85	47,7	108	88	104	124	16
90	47,7	111,2	93	110	130	16
95	47,7	117,5	98	114	133	16
100	47,7	123,9	103	123	143	16

Dimensions in mm.

TYPE R590 COMPONENTS	STANDARD MATERIALS
Metal Bellows	L3
Metalic parts	X1
Rotary seal ring	K1 R1 V1 V2 V3
Stationary seal ring	K1 R1
Gaskets	expanded graphite

TYPE R591 COMPONENTS	STANDARD MATERIALS
Metal Bellows	L3 DOUBLE PLY
Metalic parts	X1
Rotary seal ring	K1 R1 V1 V2 V3
Stationary seal ring	K1 R1
Gaskets	expanded graphite

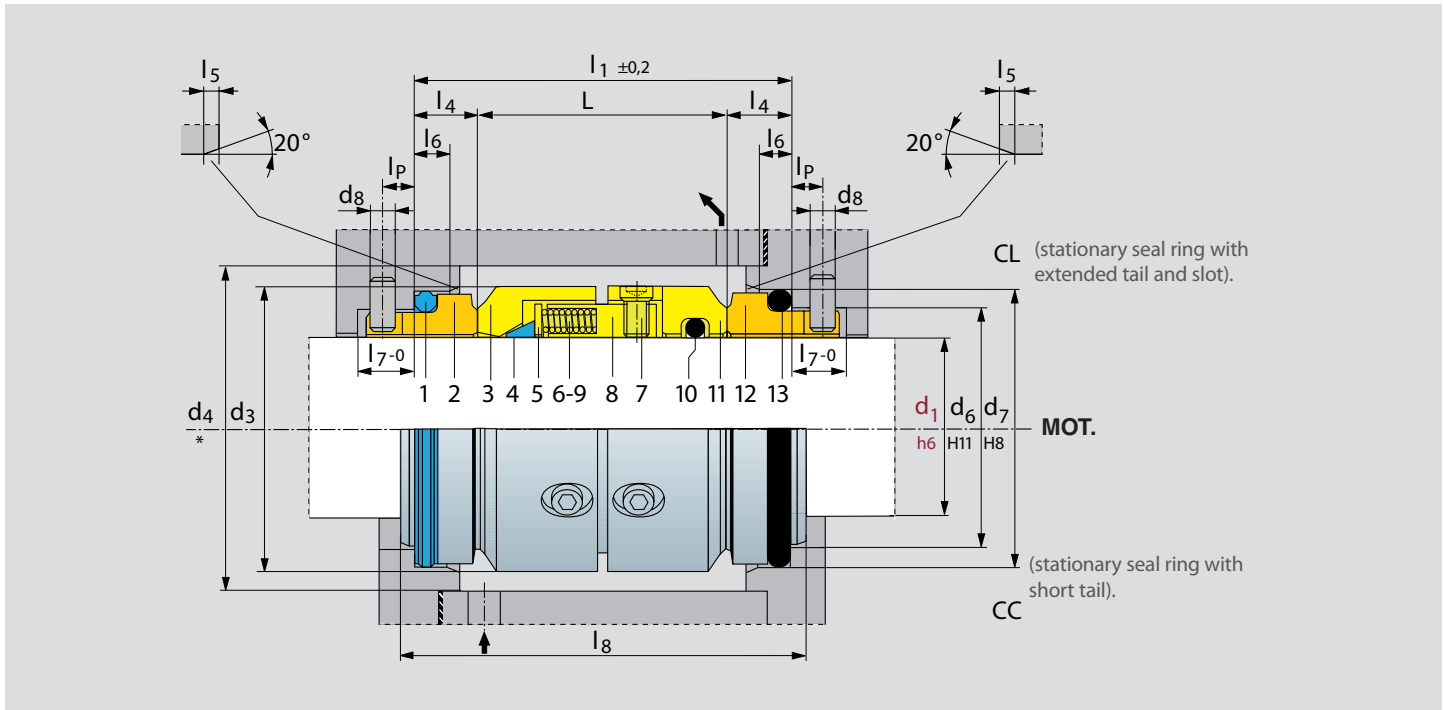
is a welded metal bellows seal bidirectional that does not have an O-Ring but instead a special carbon packing gasket that enlarges the working temperature limits on high and low temperature. The bellows form gives a good balancing factor to the seal.

MAX. WORKING CONDITIONS

These depend on: ø shaft, pressure, speed, temperature and fluid to be sealed. See page 74.

p ≤ 20 bar
t = -70 ÷ 350°C
v ≤ 15 m/s





ROTEN													
TYPE 822 - 822H - 842 - 842H - 844 - 844H													
d ₁	d ₆	d ₇	d ₃	d ₄	l ₁	L	l ₄	l ₆	l ₅	d ₈	l ₇	l ₈	l _p
22	30	35,4	36	41	53	37	8	3,7	1,8	3,5	8,5	55,4	5
24	30	35,4	39	41	53	37	8	3,7	1,8	3,5	8,5	55,4	5
25	33	38,2	40	45	54	37	8,5	3,7	1,8	4	9,1	57	5
28	38	43,3	43	48	57	39	9	3,7	1,8	4	9,6	61	6
30	38	43,3	46	50	60	42	9	3,7	1,8	4	9,6	64	6
32	38	43,3	46,5	50	60	42	9	3,7	1,8	4	9,6	64	6
33	45	53,5	53	60	68	45	11,5	5,4	2,1	5	12	73,4	7,5
35	45	53,5	53	60	68	45	11,5	5,4	2,1	5	12	73,4	7,5
38	52	60,5	56	63	75	52	11,5	5,4	2,1	5	12	80,4	7,5
40	52	60,5	58	65	75	52	11,5	5,4	2,1	5	12	80,4	7,5
42	52	60,5	61	68	75	52	11,5	5,4	2,1	5	12	80,4	7,5
43	52	60,5	61	68	75	52	11,5	5,4	2,1	5	12	80,4	7,5
44	57	65,5	66	72	78	55	11,5	5,4	2,1	5	13	80,4	8,5
45	57	65,5	66	72	78	55	11,5	5,4	2,1	5	13	85,4	8,5
48	57	65,5	69	75	78	55	11,5	5,4	2,1	5	13	85,4	8,5
50	64	72,5	71	80	80	57	11,5	5,4	2,1	5	13	89,4	8,5
55	64	72,5	76	83	85	62	11,5	5,4	2,1	5	13	92,4	8,5
60	72	79,3	88	95	95	72	11,5	5,4	2,1	5	13,5	108,4	8,5
65	77	84,5	93	100	95	72	11,5	5,4	2,1	5	13,5	108,4	8,5
70	82	89,5	98	105	95	72	11,5	5,4	2,1	5	13,5	108,4	8,5
75	87	94,5	100	107	101	78	11,5	5,4	2,1	5	13,5	114,4	8,5
80	92	99,5	105	112	101	78	11,5	5,4	2,1	5	13,5	114,4	8,5
85	98	105,5	118	125	109	82	13,5	5,4	2,6	5	13,5	122,4	8,5
90	105	111,5	120	127	109	82	13,5	5,4	2,6	5	13,5	122,4	8,5
95	110	116,5	126	133	114	87	13,5	5,4	2,6	5	13,5	127,4	8,5
100	114	119,5	132	140	119	92	13,5	5,4	2,6	5	13,5	132,4	8,5
110	124	132,2	150	158	129	94	17,5	7,1	3,9	5	13,5	143	8,5
120	134	142,2	160	168	136	101	17,5	7,1	3,9	5	13,5	150	8,5
130	145	153,2	175	183	136	101	17,5	7,1	3,9	5	13,5	150	8,5
135	152	161,2	180	188	142	105	18,5	7,1	3,9	5	13,5	156	8,5
140	157	164,3	185	193	147	110	18,5	7,1	3,9	5	13,5	161	8,5
150	167	174,2	195	203	147	110	18,5	7,1	3,9	5	13,5	161	8,5

Dimensions in mm.

UNITEN														EN 12756
TYPE 822 - 822H - 842 - 842H - 844 - 844H														
d ₁	d ₆	d ₇	d ₃	d ₄	l ₁	L	l ₄	l ₆	l ₅	d ₈	l ₇	l ₈	l _p	
22	31	37	36	38	57	37	10	5	2	3	9	62	5	
24	33	39	39	40	57	37	10	5	2	3	9	62	5	
25	34	40	40	41	57	37	10	5	2	3	9	62	5	
28	37	43	43	44	59	39	10	5	2	3	9	64	5	
30	39	45	45	46	62	42	10	5	2	3	9	67	5	
32	42	48	46,5	48	62	42	10	5	2	3	9	67	5	
33	42	48	53	55+	65	45	10	5	2	3	9	70	5	
35	44	50	53	55+	65	45	10	5	2	3	9	70	5	
38	49	56	56	58	78	52	13	6	2	4	9	83	5	
40	51	58	58	60	78	52	13	6	2	4	9	83	5	
43	54	61	61	63	78	52	13	6	2	4	9	83	5	
45	56	63	66	68+	81	55	13	6	2	4	9	86	5	
48	59	66	69	71+	81	55	13	6	2	4	9	86	5	
50	62	70	71	73+	85	57	14	6	2,5	4	9	90	5	
53	65	73	74	76+	90	62	14	6	2,5	4	9	95	5	
55	67	75	76	78+	90	62	14	6	2,5	4	9	95	5	
58	70	78	88	90+	100	72	14	6	2,5	4	9	105	5	
60	72	80	88	90+	100	72	14	6	2,5	4	9	105	5	
63	75	83	93	97+	100	72	14	6	2,5	4	9	105	5	
65	77	85	93	97+	100	72	14	6	2,5	4	9	105	5	
68	81	90	98	102+	104	72	16	7	2,5	4	9	109	5	
70	83	92	98	102+	104	72	16	7	2,5	4	9	109	5	
75	88	97	100	104	110	78	16	7	2,5	4	9	115	5	
80	95	105	105	109	114	78	18	7	3	4	9	118	5	
85	100	110	118	122+	118	82	18	7	3	4	9	122	5	
90	105	115	120	124+	118	82	18	7	3	4	9	122	5	
95	110	120	132	136+	123	87	18	7	3	4	9	127	5	
100	115	125	132	136+	128	92	18	7	3	4	9	132	5	

Dimensions in mm.
 + This size is larger than the minimum prescribed by the EN norm.
 * The size d₄ is considered the minimum dimension for the stuffing box diameter.
 Where possible, it is better to have a larger dimension of stuffing box.

TYPE 822-842-844

A double pressurized back-to-back compact and bidirectional multi-spring seal. Easy to mount, it may be supplied in the materials that are available for **TYPE 2** and **4**.

In the **822** version all gaskets are in elastomer (O-Rings), while in the **844** version they are all in PTFE. In order to use this model, you must provide an auxiliary liquid circulation with higher pressure than that of the sealed fluid.

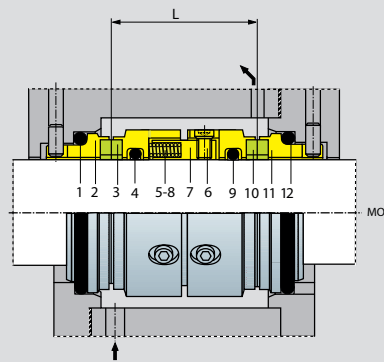


MAX. WORKING CONDITIONS

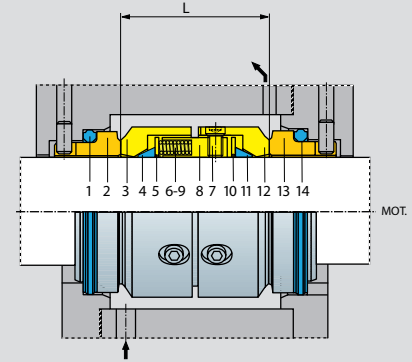
These depend on: \varnothing shaft, pressure, speed, temperature and fluid to be sealed.
See page 74.

- $p \leq 16 \text{ bar}$
- $t = -35 \div 180^\circ\text{C}$
- $v \leq 15 \text{ m/s}$

TYPE 822

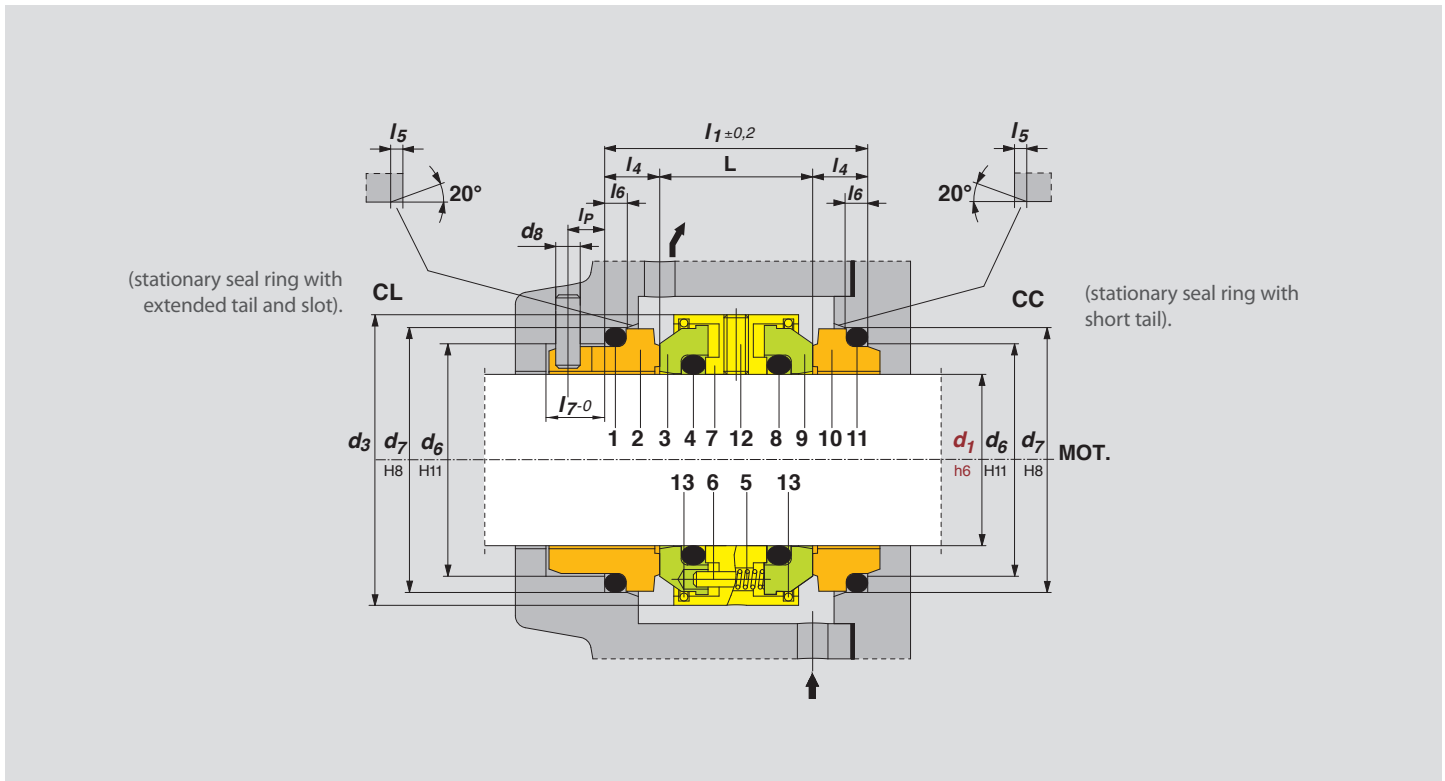


TYPE 844



TYPE 822 - 822H		TYPE 842 - 842H		TYPE 844 - 844H		STANDARD MATERIALS								
POS.	COMPONENTS	POS.	COMPONENTS	POS.	COMPONENTS									
1	Stationary gasket	1	Stationary gasket	1	Stationary gasket	B1	C1	C4*	E1	F1	N1	P1	W1	Y1
2	Stationary seal ring	2	Stationary seal ring	2	Stationary seal ring	C4	K1	R1	V1	V2	V3	X3		
3	Rotary seal ring	3	Rotary seal ring	3	Rotary seal ring	D5	D6	G1	J1	L1	X1	X3	X7	
4	Shaft gasket					B1	E1	F1	N1	P1	W1	Y1		
		4	Wedge shaft gasket (PTFE)	4	Wedge shaft gasket (PTFE)	C1	C4*							
		5	Gasket thrust washer	5	Gasket thrust washer	L1	X1							
5	Spring	6	Spring	6	Spring	L1	X1							
7	Sleeve	8	Sleeve	8	Sleeve	H1	L1	X1						
6	Grub screws	7	Grub screws	7	Grub screws	L1	X1							
8	Spring	9	Spring	9	Spring	L1	X1							
				10	Gasket thrust washer	L1	X1							
				11	Wedge shaft gasket (PTFE)	C1	C4*							
9	Shaft gasket	10	Shaft gasket			B1	E1	F1	N1	P1	W1	Y1		
10	Rotary seal ring	11	Rotary seal ring	12	Rotary seal ring	D5	D6	G1	J1	L1	X1	X3	X7	
11	Stationary seal ring	12	Stationary seal ring	13	Stationary seal ring	C4	K1	R1	V1	V2	V3	X3		
12	Stationary gasket	13	Stationary gasket	14	Stationary gasket	B1	C1	C4*	E1	F1	N1	P1	W1	Y1

The types 822H, 842H and 844H are with shrunk-in rotary seal ring. The types 822, 822H, 842 and 842H can be with open cave (CA).
*For particular operating conditions the wedge and stationary gasket may be manufactured in the code C4 (only for type 842,842H, 844 and 844H).



ROTEN

TYPE 877 - 877H

d ₁	d ₆	d ₇	d ₃	l ₁	L	l ₄	l ₆	l ₅	d ₈	l ₇	l _p
20	25	30,9	40	39	23	8	3,7	1,3	3	8,5	4,5
25	33	38,2	44,5	42	25	8,5	3,7	1,8	4	9,1	5
28	38	43,3	47,5	43	25	9	3,7	1,8	4	9,6	6
30	38	43,3	50	45	27	9	3,7	1,8	4	9,6	6
32	38	43,3	52	45	27	9	3,7	1,8	4	9,6	6
35	45	53,5	56	51,5	28,5	11,5	5,4	2,1	5	12	7,5
43	52	60,5	71	53	30	11,5	5,4	2,1	5	12	7,5
50	64	72,5	80	53	30	11,5	5,4	2,1	5	13	8,5
55	64	72,5	88	58	35	11,5	5,4	2,1	5	13	8,5
65	77	84,5	98	58	35	11,5	5,4	2,1	5	13,5	8,5
70	82	89,5	108	58	35	11,5	5,4	2,1	5	13,5	8,5
75	87	94,5	120	63	40	11,5	5,4	2,1	5	13,5	8,5
80	92	99,5	125	63	40	11,5	5,4	2,1	5	13,5	8,5
85	98	105,5	130	67	40	13,5	5,4	2,6	5	13,5	8,5
90	105	111,5	135	72	45	13,5	5,4	2,6	5	13,5	8,5
95	110	116,5	140	72	45	13,5	5,4	2,6	5	13,5	8,5
100	114	119,5	145	72	45	13,5	5,4	2,6	5	13,5	8,5

Dimensions in mm.

UNITEN **EN 12756**

TYPE 877 - 877H

d ₁	d ₆	d ₇	d ₃	l ₁	L	l ₄	l ₆	l ₅	d ₈	l ₇	l _p
20	29	35	40	43	23	10	5	2	3	9	5
25	34	40	44,5	45	25	10	5	2	3	9	5
28	37	43	47,5	38	25	6,5	5	2	3	9	5
30	39	45	50	47	27	10	5	2	3	9	5
32	42	48	52	47	27	10	5	2	3	9	5
35	44	50	56	48,5	28,5	10	5	2	3	9	5
43	54	61	71	56	30	13	6	2	4	9	5
50	62	70	80	58	30	14	6	2,5	4	9	5
55	67	75	88	63	35	14	6	2,5	4	9	5
65	77	85	98	63	35	14	6	2,5	4	9	5
70	83	92	108	67	35	16	7	2,5	4	9	5
75	88	97	120	72	40	16	7	2,5	4	9	5
80	95	105	125	76	40	18	7	3	4	9	5
85	100	110	130	76	40	18	7	3	4	9	5
90	105	115	135	81	45	18	7	3	4	9	5
95	110	120	140	81	45	18	7	3	4	9	5
100	115	125	145	81	45	18	7	3	4	9	5

Dimensions in mm.

TYPE 877

is a compact double seal. It can work with pressurized or non-pressurized external flush. It is bidirectional.
This seal has to be mounted with great care due to strict tolerances and compact dimensions.



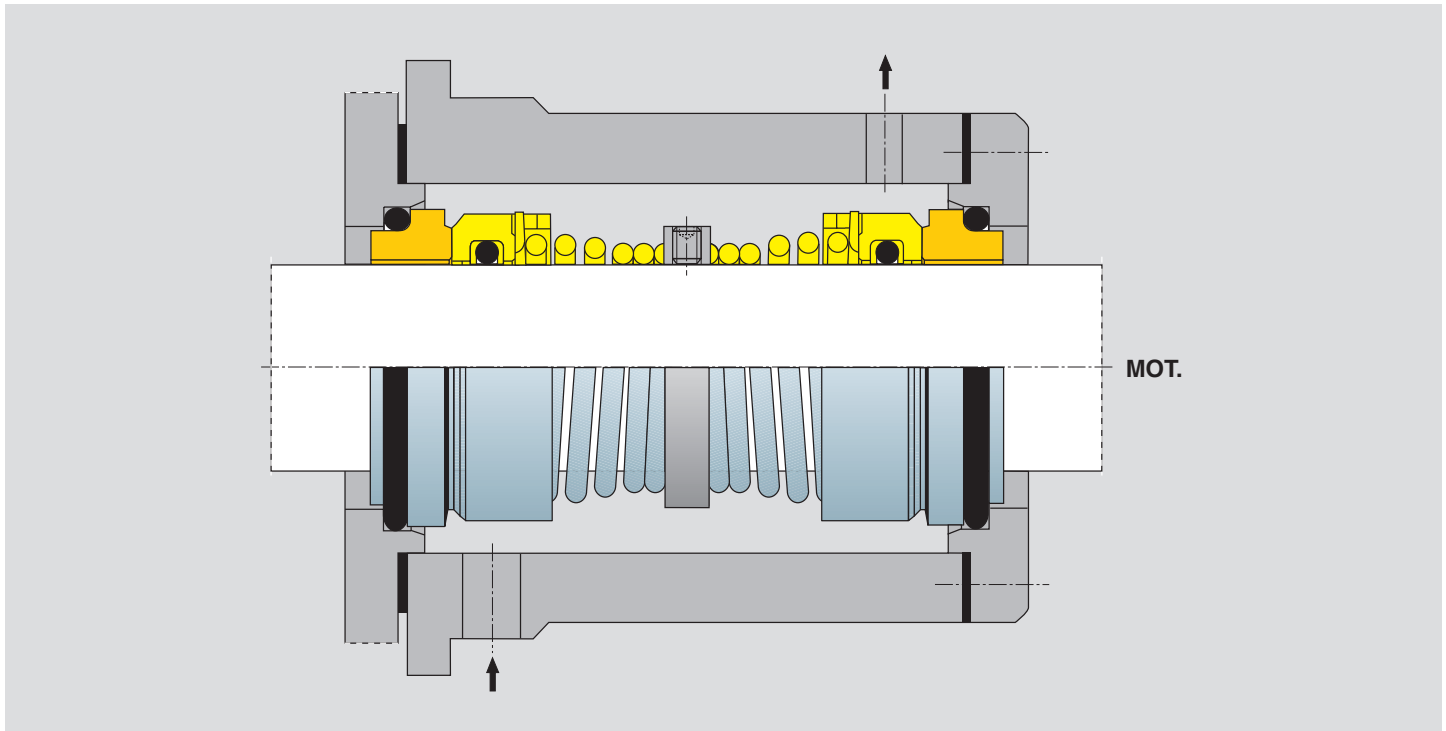
		TYPE 877 - 877H								
POS.	COMPONENTS	STANDARD MATERIALS								
1	Stationary gasket	B1	C1	E1	F1	N1	P1	W1	Y1	
2	Stationary seal ring	C4	K1	R1	V1	V2	V3	X3		
3	Rotary seal ring	D5	D6	J1	L1	K1	R1	X1	X3	X7
4	Shaft gasket	B1	E1	F1	N1	P1	W1	Y1		
5	Spring	L1	X1							
6	Pins	H1								
7	Drive ring	L1	X1							
8	Shaft gasket	B1	E1	F1	N1	P1	W1	Y1		
9	Rotary seal ring	D5	D6	J1	L1	K1	R1	X1	X3	X7
10	Stationary seal ring	C4	K1	R1	V1	V2	V3	X3		
11	Stationary gasket	B1	C1	E1	F1	N1	P1	W1	Y1	
12	Grub screws	H1	L1	X1						
13	Elastic ring	L1	X1							

MAX. WORKING CONDITIONS

These depend on: \varnothing shaft, pressure, speed, temperature and fluid to be sealed.
See page 74.

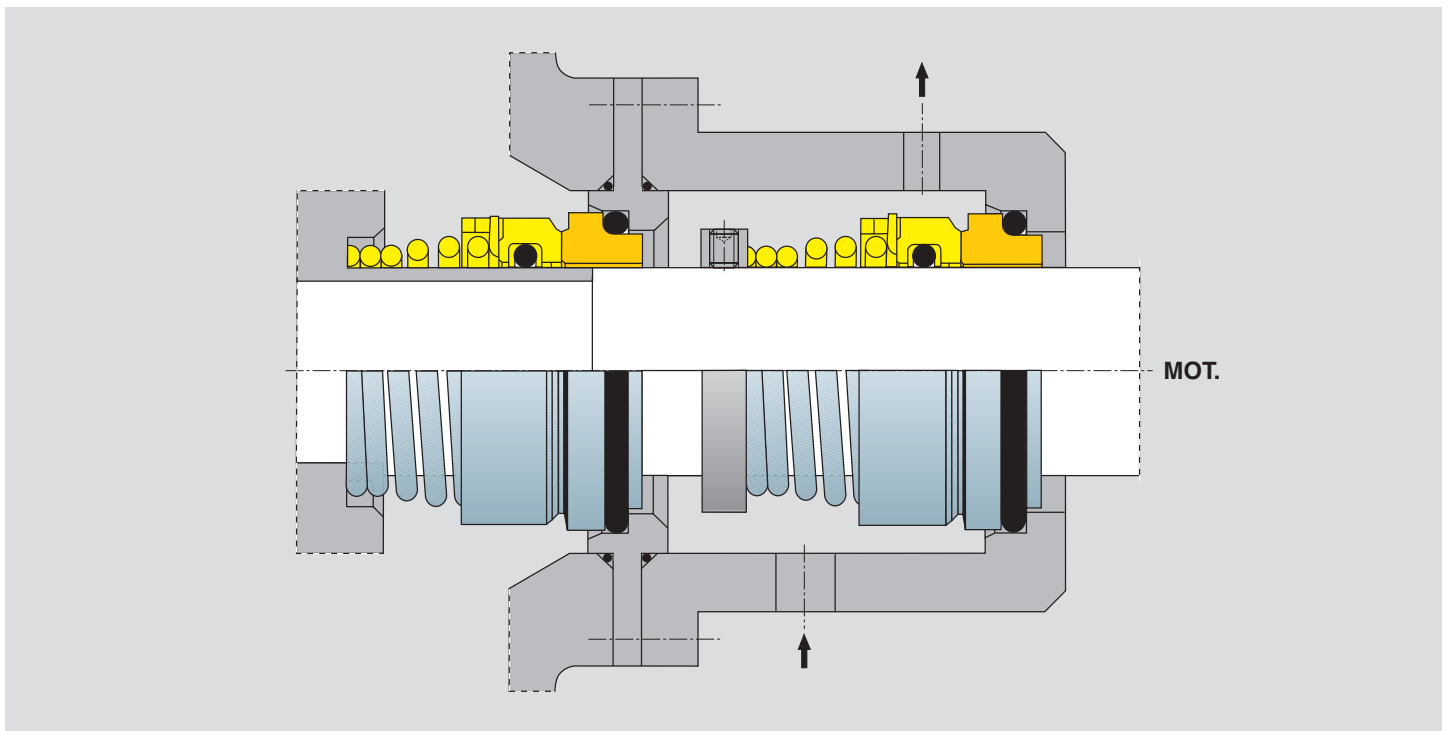
p ≤ 20 bar
t = -40 ÷ 200°C
v ≤ 15 m/s

DUAL CONFIGURATION



DUAL PRESSURIZED (back-to-back)

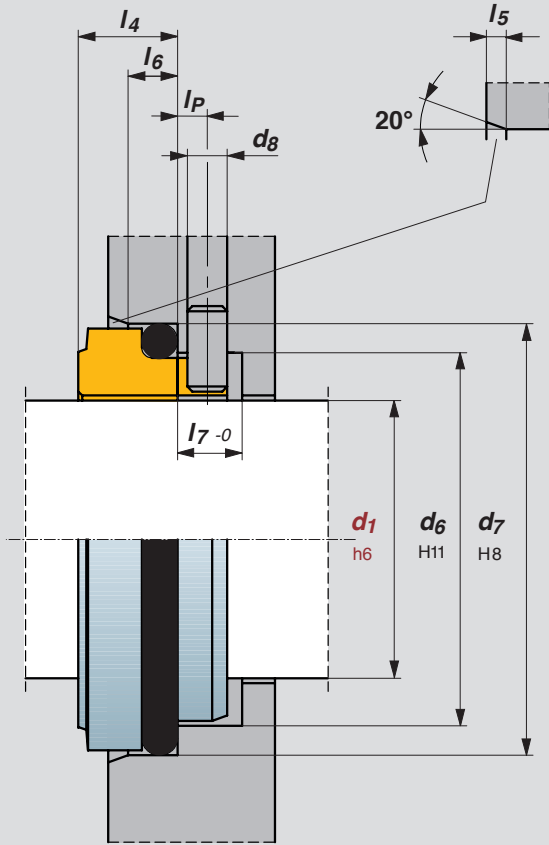
The double back-to-back mounting is indicated for adhesive, hot liquids or for those tending to form crystals, gas, etc. This kind of mounting avoids contact between the spring and pumped medium. The cooling-flushing is obtained by the circulation of an auxiliary liquid, compatible with the pumped medium. The former must have a pressure of at least 0,5 bar higher than the fluid inside the pump body.



DUAL NON-PRESSURIZED (tandem)

The double in series mounting is needed when a cooling and flushing liquid is not available under pressure. With this kind of mounting the liquid may vary its pressure independently from the auxiliary one, while the latter does not have to be at a higher pressure than the fluid inside the body of the pump.

STATIONARY SEAL RING ROTEN CCL.

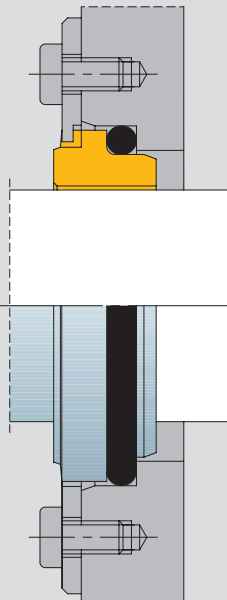


STATIONARY SEAL RING ROTEN CCL

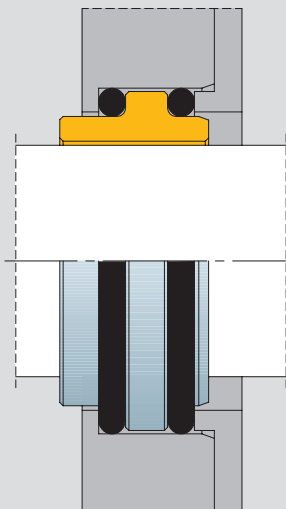
d ₁	d ₆	d ₇	l ₄	l ₆	l ₅	d ₈	l ₇	l _p
6	10,6	13,1	4,5	2	1,2	2	4	2
7÷9	13	17,1	5,5	2,8	1,2	2	4	2
10	14	18,1	5,5	2,8	1,2	2	4	2
11÷12	16,5	20,6	5,5	2,8	1,2	2	4	2
13÷14	19	23,1	6	2,8	1,2	2	4	2
15÷17	21	26,9	7	3,7	1,3	2,5	4,5	2,2
18÷20	25	30,9	8	3,7	1,3	3	5	2,5
21÷24	30	35,4	8	3,7	1,8	3,5	5,5	2,7
25÷27	33	38,2	8,5	3,7	1,8	4	6	3
28÷32	38	43,3	9	3,7	1,8	4	6	3
33÷37	45	53,5	11,5	5,4	2,1	5	7	3,5
38÷43	52	60,5	11,5	5,4	2,1	5	7	3,5
44÷49	57	65,5	11,5	5,4	2,1	5	7	3,5
50÷55	64	72,5	11,5	5,4	2,1	5	7	3,5
60	72	79,3	11,5	5,4	2,1	5	7,2	3,7
65	77	84,5	11,5	5,4	2,1	5	7,2	3,7
70	82	89,5	11,5	5,4	2,1	5	7,2	3,7
75	87	94,5	11,5	5,4	2,1	5	7,2	3,7
80	92	99,5	11,5	5,4	2,1	5	7,2	3,7
85	98	105,5	13,5	5,4	2,6	5	7,2	3,7
90	105	111,5	13,5	5,4	2,6	5	7,2	3,7
95	110	116,5	13,5	5,4	2,6	5	7,2	3,7
100	114	119,5	13,5	5,4	2,6	5	7,2	3,7
110	124	132,2	17,5	7,1	3,9	5	8	4,5
120	134	142,2	17,5	7,1	3,9	5	8	4,5
130	145	153,2	17,5	7,1	3,9	5	8	4,5
135	152	161,2	18,5	7,1	3,9	5	8	4,5
140	157	164,3	18,5	7,1	3,9	5	8	4,5
150	167	174,2	18,5	7,1	3,9	5	8	4,5
160	188	195	21	9,1	3,9	5	10	6

Dimensions in mm.

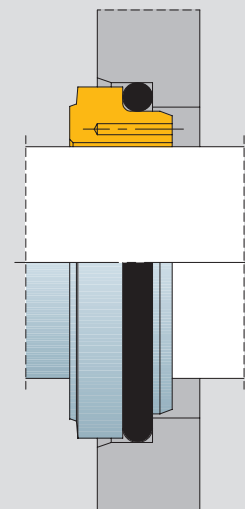
CC STATIONARY WITH RETAINING AND ANTI-ROTATION FLANGE (FT)



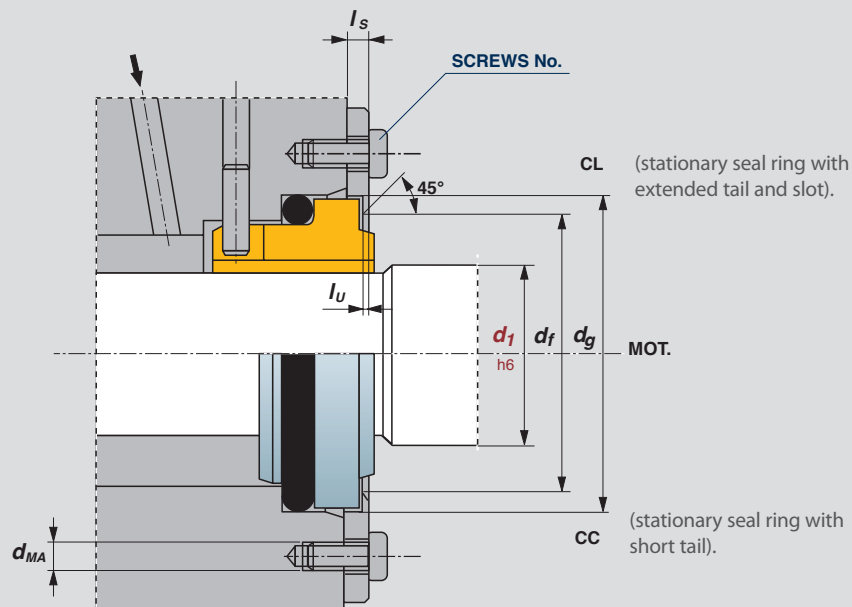
DOUBLE O-RING "T" SHAPED STATIONARY



STATIONARY WITH HOLE FOR SEAL TEMPERATURE MONITOR



STATIONARY WITH RETAINING PLATE



ROTEN						
d_1	d_f	d_g	l_s	l_u	N_{SCR}	d_{MA}
10	16,5	18,1	1,5	0,5	3	3
11÷12	19	20,6	1,5	0,5	3	3
13	21	23,1	1,5	0,5	3	3
14	21	23,1	1,5	0,5	3	3
15	24	26,9	1,5	0,5	3	3
16÷17	24	26,9	1,5	0,5	3	3
18	28	30,9	2	0,5	3	4
19	28	30,9	2	0,5	3	4
20	28	30,9	2	0,5	3	4
21÷22	33	35,4	2	0,5	3	4
23	33	35,4	2	0,5	3	4
24	33	35,4	2	0,5	3	4
25÷27	36	38,2	2,5	0,5	4	4
28	41,8	43,3	3	0,5	4	4
29÷32	41,8	43,3	3	0,5	4	4
33÷37	49	53,5	3	0,5	6	4
38÷43	56	60,5	3	0,5	6	4
44÷48	61	65,5	3	0,5	6	4
50	68,5	72,5	3,5	1	6	5
55	68,5	72,5	3,5	1	6	5
60	76	79,3	3,5	1	6	5
65	80,5	84,5	3,5	1	6	5
70	86,5	89,5	4	1,5	6	5
75	91,5	94,5	4	1,5	6	5
80	96,5	99,5	4	1,5	6	5
85	101,5	105,5	5	1,5	6	6
90	106,5	111,5	5	1,5	6	6
95	111,5	116,5	5	1,5	6	6
100	116,5	119,5	5	1,5	6	6
110	128	132,2	6	1,5	8	6
120	138	142,2	6	1,5	8	6
130	149	153,2	6	1,5	8	6
135	155	161,2	7	2	8	6
140	160	164,3	7	2	10	6
150	170	174,2	7	2	10	6

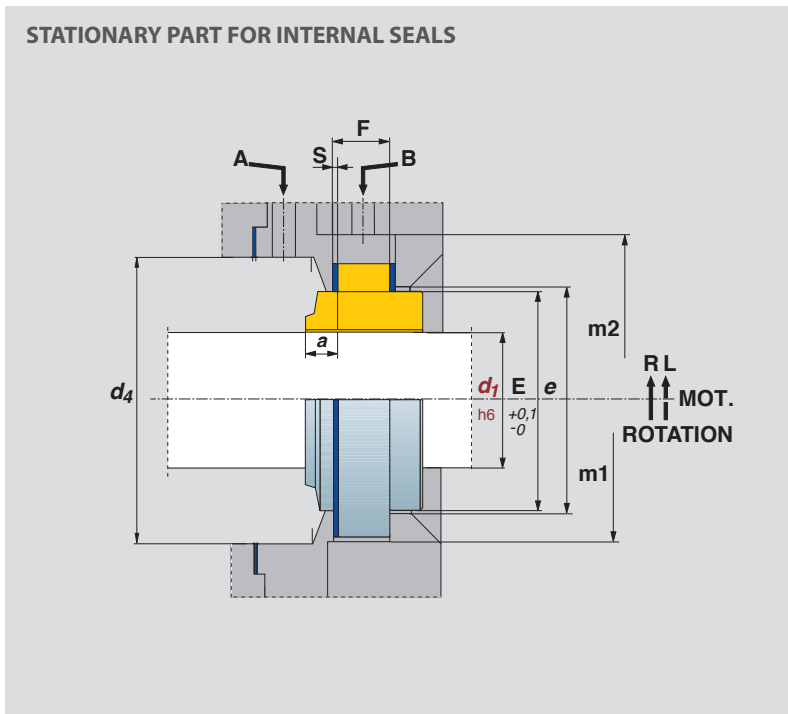
Dimensions in mm.

UNITEN N 12756						
d_1	d_f	d_g	l_s	l_u	N_{SCR}	d_{MA}
10	18	21	1,2	0,6	3	3
12	20	23	1,2	0,6	3	3
14	22	25	1,2	0,6	3	3
16	23	27	1,2	0,6	3	4
18	29	33	2,5	0,6	3	4
20	31	35	2,5	0,6	4	4
22	33	37	2,5	0,6	4	4
24	35	39	2,5	0,6	4	4
25	36	40	2,5	0,6	6	4
28	39	43	2,5	0,6	6	4
30	41	45	2,5	0,6	6	4
32	44	48	2,5	0,6	6	5
33	44	48	2,5	0,6	6	5
35	46	50	2,5	0,6	6	5
38	52	56	4,2	0,6	6	5
40	54	58	4,2	0,6	6	5
43	57	61	4,2	0,6	6	5
45	59	63	4,2	0,6	6	6
48	62	66	4,8	0,6	6	6
50	66	70	4,8	0,7	6	6
53	69	73	4,8	0,7	6	6
55	71	75	4,8	0,7	8	6
58	74	78	4,8	0,7	8	6
60	76	80	4,8	0,7	8	6
63	79	83	4,8	0,7	8	6
65	81	85	4,8	0,7	10	6
68	86	90	5,5	0,7	10	6
70	88	92	5,5	0,7	10	6
75	93	97	5,5	0,7	10	6
80	101	105	7	0,8	10	6
85	106	110	7	0,8	10	6
90	111	115	7	0,8	10	6
95	116	120	7	0,8	10	6
100	121	125	7	0,8	10	6

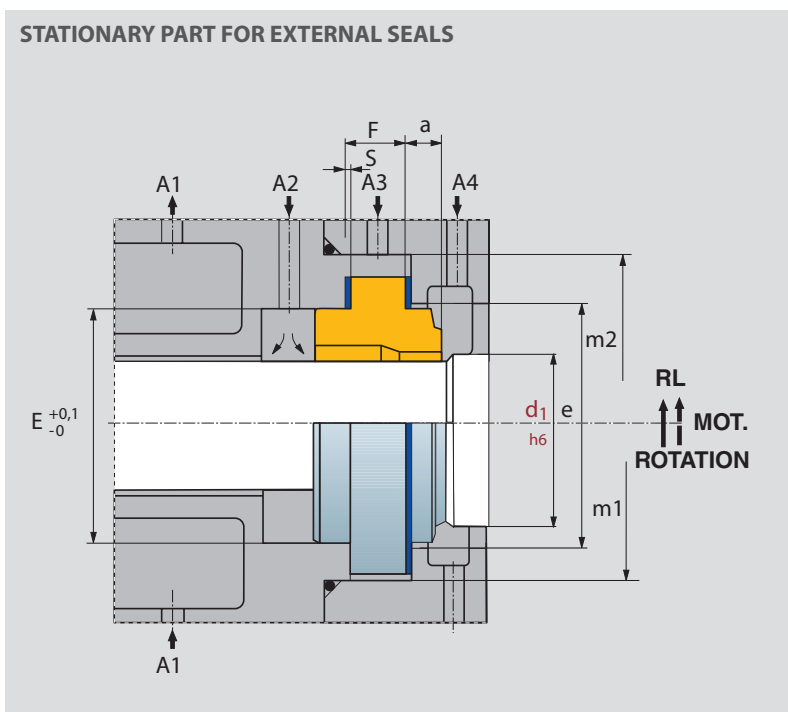
Dimensions in mm.

The stationary seat with retaining plate is used for the seals for an outside mounting arrangement, to prevent pressure from coming from the back of the stationary, and pushing the stationary seat out from its housing. This mounting arrangement can be used also for the seals mounted inside, where there is the possibility of strong vacuum, which can also pull the stationary seat out from its housing.

FLANGED STATIONARY SEAT TYPE F



- A** Delivery pumped fluid recirculation (Plan 11, API 682), eventually cooled (Plan 21, API 682).
- B** Cooling or heating of the stationary ring and of the eventual external seal box jacket by auxiliary circuit independent of the pumped medium.



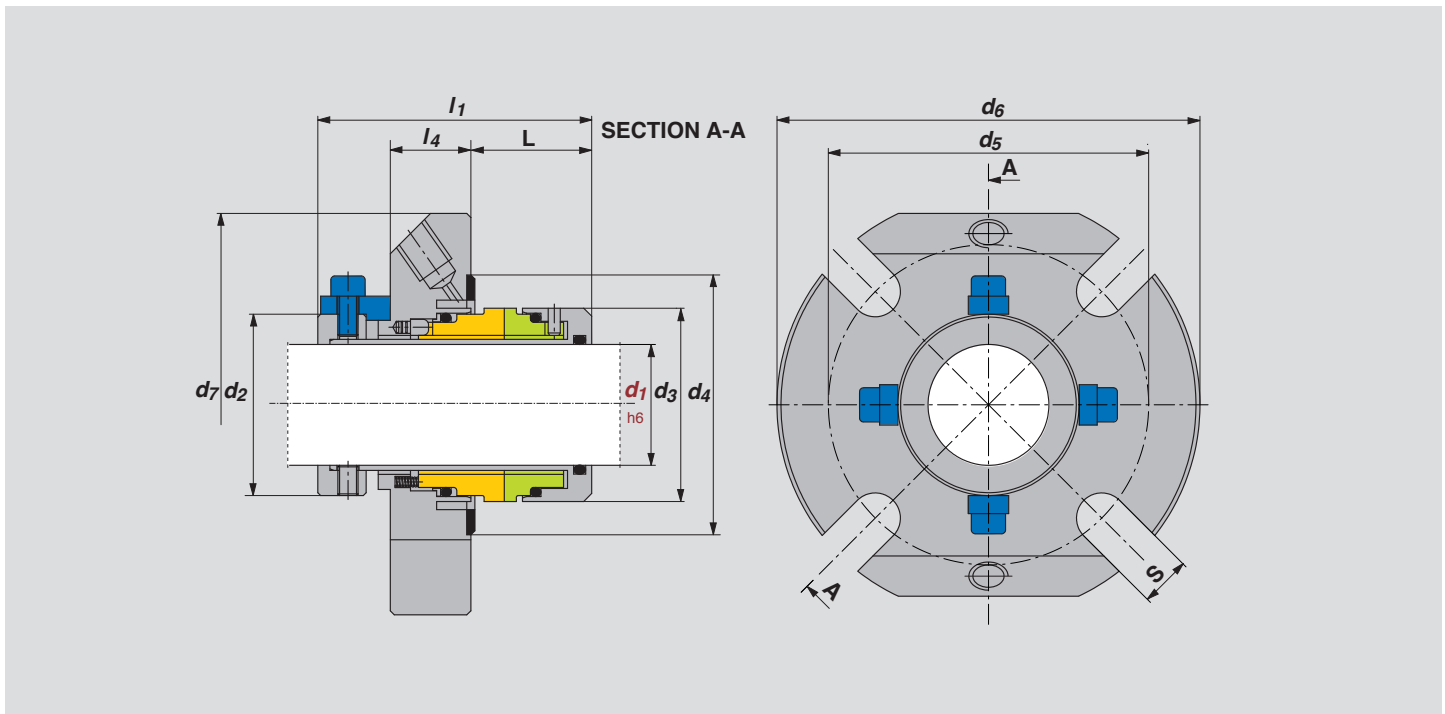
- A1** Cooling or heating circuit of the stuffing box jacket (Symbol C, API 682).
- A2** Recirculation of the cooled or heated delivery pumped fluid (API 682, plan 11, 12, 21, 22, 31, 41).
- A3** Heating or cooling circuit of the stationary seal ring that may be connected in parallel to A1 (API 682, symbol C, Q).
- A4** External seal quench (API 682, plan 62).



ROTEN								
TYPE F								
d_1	E	F	a	S	d_4	e	m_1	m_2
10	26	9	5	1	24	27,6	36,6	44
12	29	9	5	1	27	30,6	39,6	47
13	29	9	5	1	31	30,6	39,6	47
14	29	9	5	1	31	30,6	39,6	47
15	29	9	5	1	31	30,6	39,6	47
16	33	9	5	1	34	34,6	43,6	51
17	33	9	5	1	34	34,6	43,6	51
18	36	9	5	1	37	37,6	47,6	56
19	36	9	5	1	39	37,6	47,6	56
20	36	10	6	1	39	37,6	47,6	56
22	39	10	6	1	42	40,6	50,6	59
24	39	10	6	1	44	40,6	50,6	59
25	42	10	6	1	48	43,6	53,6	62
26	42	10	6	1	48	43,6	53,6	62
28	46	12	7	1	50	48	60	70
30	46	12	7	1	53	48	60	70
32	50	12	7	1	53	52	65	76
33	53	12	7	1	64	55	68	79
35	53	12	7	1	64	55	68	79
37	53	12	7	1	64	55	68	79
38	56	13	9	1	69	58	71	82
40	63	13	9	1	69	65	78	89
43	63	13	9	1	69	65	78	89
44	66	13	9	1	76	68	81	92
45	66	13	9	1	76	68	81	92
48	69	13	9	1	80	71	84	95
50	72	13	9	1	82	74	87	101
55	82	15,5	9	1,5	87	84,4	100,4	114
60	85	15,5	9	1,5	93	87,4	103,4	117
65	91	15,5	9	1,5	102	93,4	109,4	124
70	95	15,5	9	1,5	107	97,4	113,4	127
75	99	15,5	9	1,5	113	101,4	117,4	131
80	103	16,5	10	1,5	117	105,4	121,4	135
85	111	16,5	10	1,5	126	113,4	129,4	143
90	117	16,5	10	1,5	131	119,4	135,4	149
95	120	16,5	10	1,5	138	122,4	138,4	152
100	126	16,5	10	1,5	144	130	146	158
110	136	16,5	10	1,5	168	140	156	168
120	158	17,5	11	1,5	178	162	184	202
130	168	17,5	11	1,5	190	172	194	212
140	180	17,5	11	1,5	206	184	207	226
150	189	18,5	12	1,5	219	193	216	235
160	202	18,5	12	1,5	239	206	232	254

Dimensions in mm.
The dimension d_4 it's to be considered only for inside mounted seal.

TYPE 902




ROTEN											
TYPE 902											
d ₁ mm	d ₁ inch	d ₅	d ₆	S	d ₇	L	l ₄	d ₃	d ₂	d ₄	l ₁
24	-	73	103	12,5	93	30	20	42,2	42,8	58	68
25	1,000	73	103	12,5	93	30	20	42,2	42,8	58	68
28	1,125	78	105	12,5	95	30	20	43	45,9	61	68
30	-	79,5	105	12,5	95	30	20	45	48	63	68
32	1,250	82,5	108	12,5	100	30	20	48,5	50	65,5	68
33	-	82,5	108	12,5	100	30	20	48,5	50	65,5	68
35	1,375	84,5	112	12,5	101	30	20	50	53	68	68
38	1,500	87	118	12,5	106	30	20	53	56	72	68
40	-	90	124	12,5	110	30	20	54,8	58	73	68
42	-	96	140	14,5	120	30	20	58	60,8	75,5	68
43	1,625	96	140	14,5	120	30	20	58	60,8	75,5	68
45	1,750	96	140	14,5	125	30	20	60	63	77,8	68
48	1,875	96	144	14,5	126	30	20	63	65,9	81	66,5
50	2,000	101	148	14,5	130	30	20	64,9	68	82,8	68
53	2,125	109,5	150	17,5	135	30	20	70	73	87	68
55	-	109,5	150	17,5	135	30	20	70	73	87	68
58	-	119,5	157	17,5	140	29,5	20,5	75	78	93	68
60	2,250	119,5	157	17,5	140	29,5	20,5	75	78	93	68
-	2,375	119,5	157	17,5	140	29,5	20,5	75	78	93	68
63	2,500	126,5	165	17,5	149	32	20	81,3	87,4	101,5	70
65	-	126,5	165	17,5	149	32	20	81,3	87,4	101,5	70
68	2,625	128,5	170	17,5	156	32	20	86,4	91,4	107	70
70	2,750	128,5	170	17,5	156	32	20	86,4	91,4	107	70
-	2,875	146	185	17,5	165	38	27	93	99,5	120,5	83
75	-	146	185	17,5	165	38	27	93	99,5	120,5	83
-	3,000	152,5	190	17,5	171	38	27	98	104,5	130	83
80	3,125	152,5	190	17,5	171	38	27	98	104,5	130	83
-	3,250	165,5	210	20,5	190	38	27	103	109,5	132,8	83
85	3,375	165,5	210	20,5	190	38	27	103	109,5	132,8	83
90	3,500	170,5	210	20,5	190	38	27	108	114,5	140,8	83
-	3,625	172	215	20,5	185	38	27	113	119,5	140,8	83
95	3,750	172	215	20,5	185	38	27	113	119,5	140,8	83
100	3,875	177	220	20,5	190	37	27	118,5	124,5	146,5	82

Dimensions in mm.

Single cartridge balanced seal with flush.

Can be used to substitute the packing in old pumps. It is very simple to install, with no need to check the installation dimensions. The springs are out of the media and this ensures a no-clogging, trouble-free operation. The polished outside surface makes the part easy to clean.

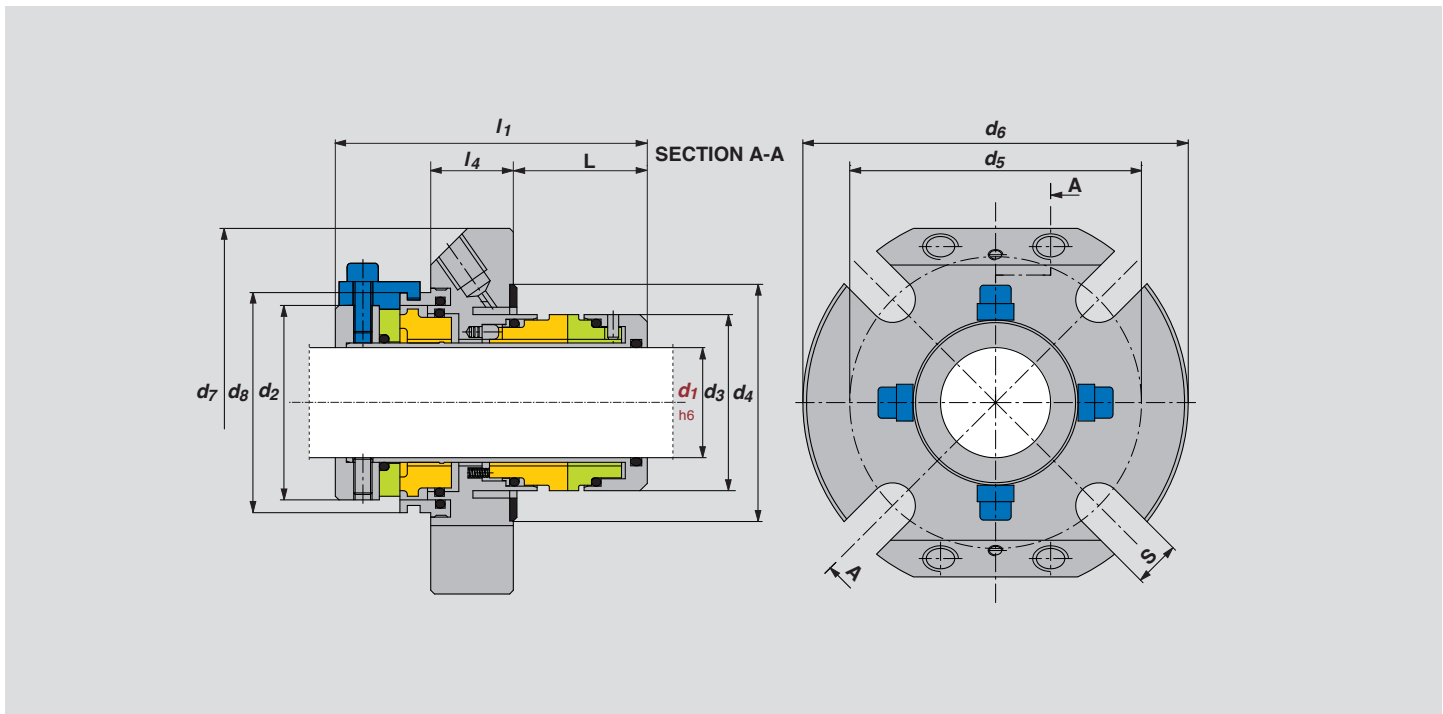


MAX. WORKING CONDITIONS

These depend on: \varnothing shaft, pressure, speed, temperature and fluid to be sealed. See page 74.

p ≤ 30 bar
t = -35 ÷ 200°C
v ≤ 15 m/s

COMPONENTS	STANDARD MATERIALS
Housing, sleeve, drive ring, flanges	L1 X1
Faces	K1 R1 V1 V2 V3
Gaskets	B1 E1 F1 N1 P1 W1 Y1



ROTEN												
TYPE 922												
d ₁ mm	d ₁ inch	d ₅	d ₆	S	d ₇	L	l ₄	d ₈	d ₃	d ₄	d ₂	l ₁
24	-	73	103	12,5	93	36,5	22,5	56	42,9	58	49	85
25	1,000	73	103	12,5	93	36,5	22,5	56	42,9	58	49	85
28	1,125	78	105	12,5	95	36,5	22,5	59	45,9	61	52	85
30	-	79,5	105	12,5	95	36,5	22,5	60	48	63	53	85
32	1,250	82,5	108	12,5	100	36,5	22,5	63	50	65,5	56	85
33	-	82,5	108	12,5	100	36,5	22,5	63	50	65,5	56	85
35	1,375	84,5	112	12,5	101	36,5	22,5	65	53	68	58	85
38	1,500	87	118	12,5	106	36,5	22,5	68	56	72	61	85
40	-	90	124	12,5	110	36,5	22,5	70	58	73	63	85
42	-	96	140	14,5	120	36,5	22,5	73	60,8	75,5	66	85
43	1,625	96	140	14,5	120	36,5	22,5	73	60,8	75,5	66	85
45	1,750	96	140	14,5	125	36,5	22,5	75	63	77,8	68	85
48	1,875	101	144	14,5	130	36,5	22,5	80	68	82,8	73	85
50	2,000	101	144	14,5	130	36,5	22,5	80	68	82,8	73	85
53	2,125	109,5	150	17,5	135	36,5	22,5	85,7	73	87	78,7	85
55	-	109,5	150	17,5	135	36,5	22,5	85,7	73	87	78,7	85
58	-	119,5	157	17,5	140	36,5	22,5	90	78	93	83	85
60	2,250	119,5	157	17,5	140	36,5	22,5	90	78	93	83	85
-	2,375	119,5	157	17,5	140	36,5	22,5	90	78	93	83	85
63	2,500	126,5	165	17,5	149	38,5	22,5	96	87,4	101,5	89	87
65	-	126,5	165	17,5	149	38,5	22,5	96	87,4	101,5	89	87
68	2,625	128,5	170	17,5	156	38,5	22,5	101	92	107	94	87
70	2,750	128,5	170	17,5	156	38,5	22,5	101	92	107	94	87
-	2,875	146	185	17,5	165	48	27	112,9	99,5	120,5	106	122,2
75	-	146	185	17,5	165	48	27	112,9	99,5	120,5	106	122,2
-	3,000	152,5	190	17,5	171	50,6	27	117	104,5	130	110	114,6
80	3,125	152,5	190	17,5	171	50,6	27	117	104,5	130	110	114,6
-	3,250	162	195	17,5	176	50,7	27	124	109,5	132,8	117	113,7
85	3,375	162	195	17,5	176	50,7	27	124	109,5	132,8	117	113,7
90	3,500	170,5	210	20,5	179,2	48,5	27	126,9	114,5	140,8	120	114
-	3,625	174	218,8	20,5	190	44,8	30	138	124,5	146,5	131	113,3
95	3,750	174	218,8	20,5	190	44,8	30	138	124,5	146,5	131	113,3
100	3,875	174	218,8	20,5	190	44,8	30	138	124,5	146,5	131	113,3

Dimensions in mm.

Double cartridge balanced seal with flush barrier fluid capabilities. It can be used on all critical applications where a double seal is needed (i.e. gluing media, hot or very dirty fluids...). It is very compact and very simple to install, with no need to check the installation dimensions. The springs are out of the media and this ensures a no-clogging, trouble-free operation. The polished outside surface makes the part easy to clean.



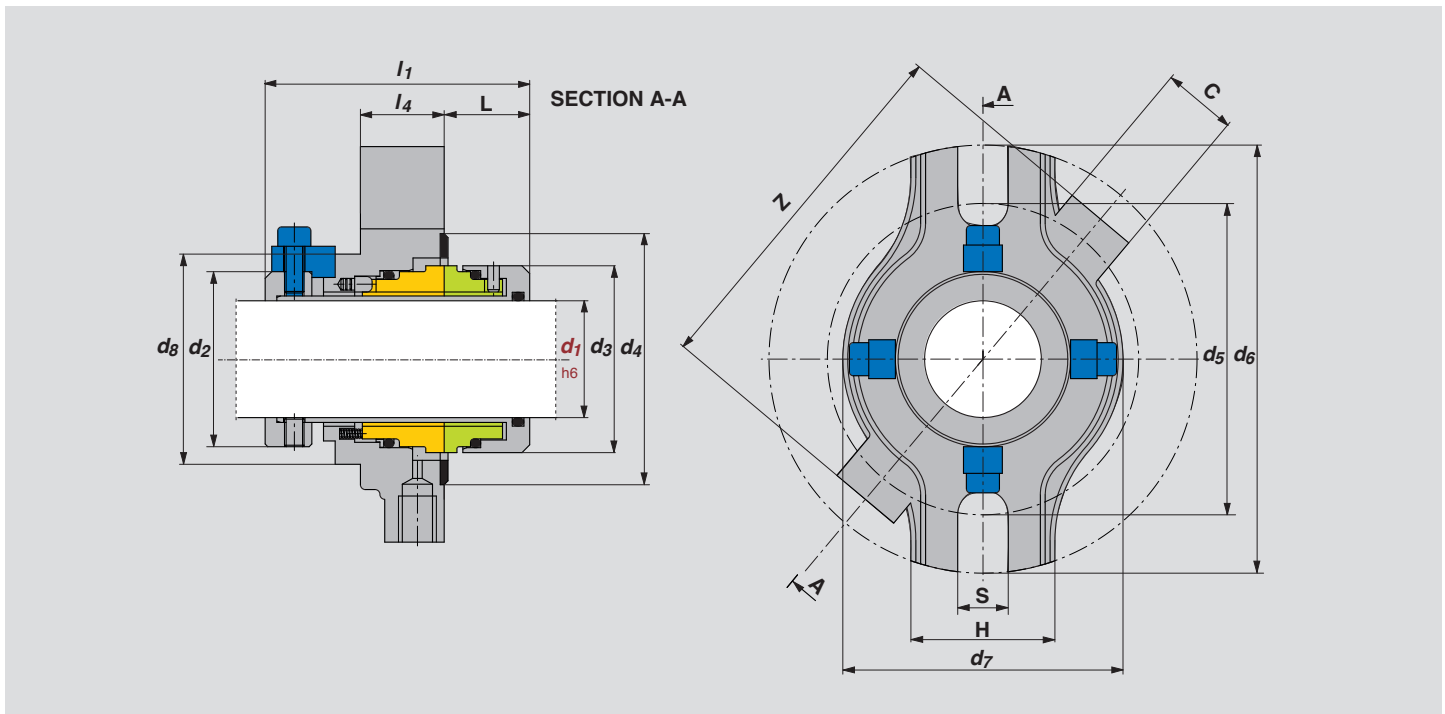
MAX. WORKING CONDITIONS

These depend on: ø shaft, pressure, speed, temperature and fluid to be sealed. See page 74.

p ≤ 30 bar
t = -35 ÷ 200°C
v ≤ 15 m/s

COMPONENTS	STANDARD MATERIALS
Housing, sleeve, drive ring, flanges	L1 X1
Faces	K1 R1 V1 V2 V3
Gaskets	B1 E1 F1 N1 P1 W1 Y1

TYPE 942



ROTEN															
TYPE 942															
d ₁ mm	d ₁ inch	d ₇	d ₅	d ₆	S	H	C	Z	d ₈	L	l ₄	d ₂	d ₃	d ₄	l ₁
24	-	67	76	104	13	35	19	90	50	22	21,5	42,2	42,8	58	68
25	1,000	67	76	104	13	35	19	90	50	22	21,5	42,2	42,8	58	68
28	1,125	67	76	104	13	35	19	90	50	22	21,5	43	45,9	61	68
30	-	72	80	110	13	37	19	94	54	22	21,5	45	48	63	68
32	1,250	72	80	110	13	37	19	94	54	22	21,5	48,5	50	65,5	68
33	-	72	80	110	13	37	19	94	54	22	21,5	48,5	50	65,5	68
35	1,375	81	89	128	13	37	19	102	60	22	21,5	50	53	68	68
38	1,500	81	89	128	13	37	19	102	60	22	21,5	53	56	72	68
40	-	81	89	128	13	37	19	102	60	22	21,5	54,8	58	73	68
42	-	86	100	142	14	38	19	106	66	22	21,5	58	60,8	75,5	68
43	1,625	86	100	142	14	38	19	106	66	22	21,5	58	60,8	75,5	68
45	1,750	86	100	142	14	38	19	106	66	22	21,5	60	63	77,8	68
48	1,875	95	106	154	17	43	19	116	76	22	21,5	63	65,9	81	66,5
50	2,000	95	106	154	17	43	19	116	76	22	21,5	64,9	68	82,8	68
53	2,125	104	120	172	17	45	19	124	80	22	21,5	70	73	87	68
55	-	104	120	172	17	45	19	124	80	22	21,5	70	73	87	68
58	-	104	120	172	17	45	19	124	82	22	21,5	75	78	93	68
60	2,250	104	120	172	17	45	19	124	82	22	21,5	75	78	93	68
-	2,375	104	120	172	17	45	19	124	82	22	21,5	75	78	93	68
63	2,500	124	128,5	180	17	53	19	148	88	24	21,5	81,3	87,4	101,5	70
65	-	124	128,5	180	17	53	19	148	88	24	21,5	81,3	87,4	101,5	70
68	2,625	124	128,5	180	17	53	19	148	94	24	21,5	86,4	91,4	107	70
70	2,750	124	128,5	180	17	53	19	148	94	24	21,5	86,4	91,4	107	70
-	2,875	136	148	200	19	57,5	19	168	104	37	28,5	93	99,5	120,5	83
75	-	136	148	200	19	57,5	19	168	104	37	28,5	93	99,5	120,5	83
-	3,000	136	148	200	19	57,5	19	168	104	35	28,5	98	104,5	130	83
80	3,125	136	148	200	19	57,5	19	168	104	35	28,5	98	104,5	130	83
-	3,250	150	160	220	20	68	19	170	-	33	32	103	109,5	132,8	83
85	3,375	150	160	220	20	68	19	170	-	33	32	103	109,5	132,8	83
90	3,500	150	160	220	20	68	19	170	-	38	27	108	114,5	140,8	83
-	3,625	164	176	240	20	74	19	182	-	32	34	113	119,5	140,8	83
95	3,750	164	176	240	20	74	19	182	-	32	34	113	119,5	140,8	83
100	3,875	164	176	240	20	74	19	182	-	30	34	118,5	124,5	146,5	82

Dimensions in mm.

MAX. WORKING CONDITIONS

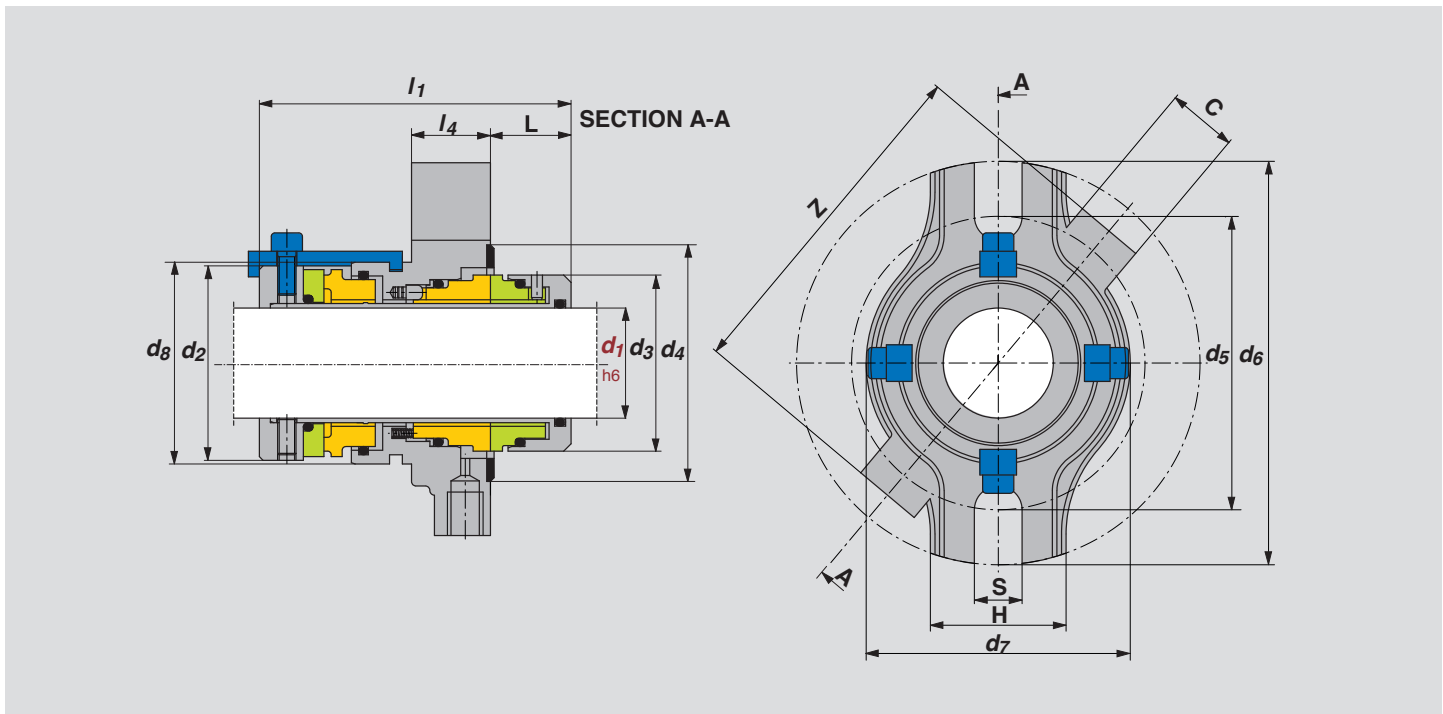
These depend on: \varnothing shaft, pressure, speed, temperature and fluid to be sealed. See page 74.

p ≤ 30 bar
t = -35 ÷ 200°C
v ≤ 15 m/s

Single cartridge balanced seal with flush and reduced flange. It can be used to substitute the packing in old pumps. It is very simple to install, with no need to check the installation dimensions. It is very compact and with a good cost/performance ratio. The spring is out of the media and this ensures a no-clogging, trouble-free operation.



COMPONENTS	STANDARD MATERIALS					
Housing, sleeve, drive ring, flanges	L1	X1				
Faces	K1	R1	V1	V2	V3	
Gaskets	B1	E1	F1	N1	P1	W1 Y1



ROTEN															
TYPE 972															
d ₁ mm	d ₁ inch	d ₇	d ₅	d ₆	d ₈	S	H	C	Z	d ₄	d ₂	d ₃	l ₁	L	l ₄
24	-	67	76	104	51	13	35	19	90	58	49	42,9	85	22	21,5
25	1,000	67	76	104	51	13	35	19	90	58	49	42,9	85	22	21,5
28	1,125	67	76	104	53,8	13	35	19	90	61	52	45,5	85	22	21,5
30	-	72	80	110	55	13	37	19	94	63	53	48	85	22	21,5
32	1,250	72	80	110	58	13	37	19	94	65,5	56	50	85	22	21,5
33	-	72	80	110	58	13	37	19	94	65,5	56	50	85	22	21,5
35	1,375	72	80	110	60	13	37	19	94	68	58	53	85	22	21,5
38	1,500	81	89	128	63	13	37	19	102	72	61	56	85	22	21,5
40	-	81	89	128	65	13	37	19	102	73	63	58	85	22	21,5
42	-	86	100	142	68	14	38	19	106	75,5	66	60,8	85	22	21,5
43	1,625	86	100	142	68	14	38	19	106	75,5	66	60,8	85	22	21,5
45	1,750	86	100	142	70	14	38	19	106	77,8	68	63	85	22	21,5
48	1,875	95	106	154	75	17	43	19	116	82,8	73	68	85	22	21,5
50	2,000	95	106	154	75	17	43	19	116	82,8	73	68	85	22	21,5
53	2,125	95	106	154	80,7	17	43	19	116	87	78,7	73	85	22	21,5
55	-	95	106	154	80,7	17	43	19	116	87	78,7	73	85	22	21,5
58	-	104	120	172	85	17	45	19	124	93	83	78	85	22	21,5
60	2,250	104	120	172	85	17	45	19	124	93	83	78	85	22	21,5
-	2,375	104	120	172	85	17	45	19	124	93	83	78	85	22	21,5
63	2,500	124	128,5	180	91	17	53	19	148	101,5	89	87,4	87	24	21,5
65	-	124	128,5	180	91	17	53	19	148	101,5	89	87,4	87	24	21,5
68	2,625	124	128,5	180	96	17	53	19	148	107	94	92	87	24	21,5
70	2,750	124	128,5	180	96	17	53	19	148	107	94	92	87	24	21,5
-	2,875	136	148	200	110	19	57,5	19	168	120,5	106	99,5	122,2	34	28,5
75	-	136	148	200	110	19	57,5	19	168	120,5	106	99,5	122,2	34	28,5
-	3,000	136	148	200	114	19	57,5	19	168	130	110	104,5	114,6	35	28,5
80	3,125	136	148	200	114	19	57,5	19	168	130	110	104,5	114,6	35	28,5
-	3,250	150	160	220	124	20	68	19	170	132,8	117	109,5	113,7	38	27
85	3,375	150	160	220	124	20	68	19	170	132,8	117	109,5	113,7	38	27
90	3,500	150	160	220	124	20	68	19	170	140,8	120	114,5	114	38	27
-	3,625	164	176	240	135	20	74	19	182	146,5	131	124,5	113,3	33	30
95	3,750	164	176	240	135	20	74	19	182	146,5	131	124,5	113,3	33	30
100	3,875	164	176	240	135	20	74	19	182	146,5	131	124,5	113,3	33	30


Dimensions in mm.

MAX. WORKING CONDITIONS

These depend on: ø shaft, pressure, speed, temperature and fluid to be sealed. See page 74.

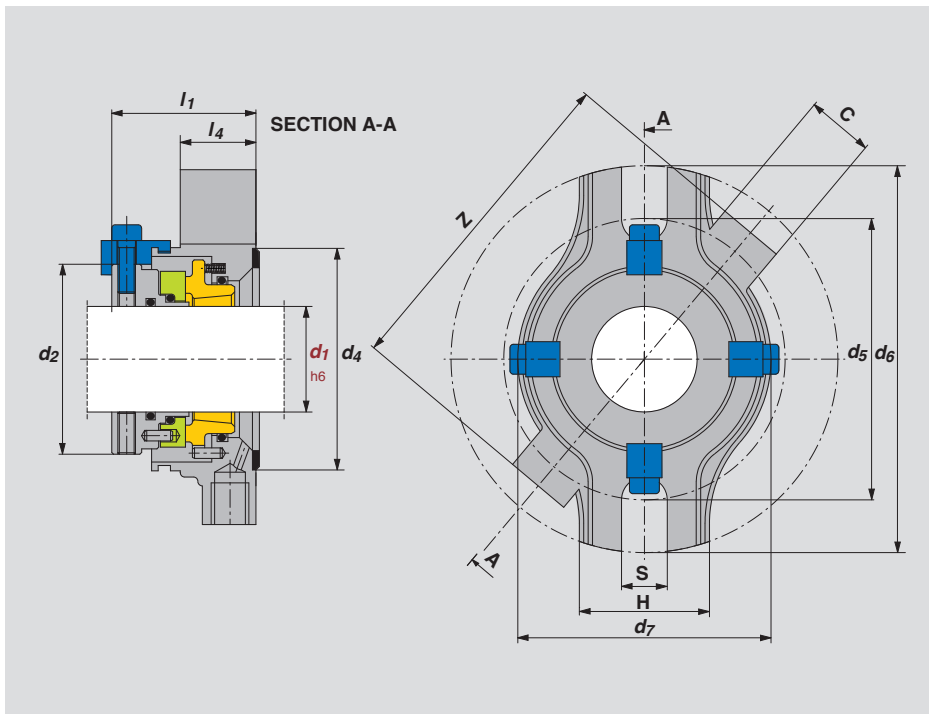
- p ≤ 30 bar**
- t = -35 ÷ 200°C**
- v ≤ 15 m/s**

Double cartridge balanced seal with flush barrier fluid capabilities and reduced flange. It can be used on all critical applications where a double seal is needed (i.e. gluing media, hot or very dirty fluids...). It is very compact and very simple to install, with no need to check the installation dimensions. The springs are out of the media and this ensures a no-clogging, trouble-free operation. The reduced flange makes it possible to install the seal even when the space available is limited.



COMPONENTS	STANDARD MATERIALS					
Housing, sleeve, drive ring, flanges	L1	X1				
Faces	K1	R1	V1	V2	V3	
Gaskets	B1	E1	F1	N1	P1	W1 Y1

TYPE 600SL



MAX. WORKING CONDITIONS

These depend on: \varnothing shaft, pressure, speed, temperature and fluid to be sealed. See page 74.

- $p \leq 30 \text{ bar}$
- $t = -35 \div 200^\circ\text{C}$
- $v \leq 15 \text{ m/s}$

ROTEN											
TYPE 600SL											
d_1	d_2	d_4	d_7	d_5	d_6	l_1	l_4	C	H	S	Z
24	42	58	67	76	104	41	22,5	19	35	13	90
25	42	58	67	76	104	41	22,5	19	35	13	90
28	42	61	67	76	104	41	23	19	35	13	90
30	54	63	72	80	110	41	21,5	19	37	13	94
32	54	65,5	72	80	110	41	21,5	19	37	13	94
33	54	65,5	72	80	110	41	21,5	19	37	13	94
35	61	68	81	89	128	41	21,5	19	37	13	102
38	61	70	81	89	128	41	21,5	19	37	13	102
40	61	72,8	81	89	128	41	21,5	19	37	13	102
42	65	75	86	100	142	41	21,5	19	38	14	106
43	65	75	86	100	142	41	21,5	19	38	14	106
45	65	77,8	86	100	142	41	21,5	19	38	14	106
48	74	82,8	95	106	154	41	21,5	19	43	17	116
50	74	82,8	95	106	154	41	21,5	19	43	17	116
53	74	87	95	106	154	41	21,5	19	43	17	116
55	80	87	104	120	172	41	21,5	19	45	17	124
58	80	93	104	120	172	41	21,5	19	45	17	124
60	80	93	104	120	172	41	21,5	19	45	17	124
65	87	101,5	124	134	180	45	26,5	19	53	17	136
70	87	107	124	134	180	50	26,5	19	53	17	136
75	113	120,5	136	148	200	55	26,5	19	59	19	148
80	114	130	136	148	200	55	26,5	19	59	19	148
85	123	135	150	160	220	55	26,5	19	68	20	160
90	123	141	150	160	220	55	26,5	19	68	20	160
95	134	141	164	176	240	55	26,5	19	74	20	172
100	134	152	164	176	240	55	26,5	19	74	20	172
105	134	152	164	176	240	55	26,5	19	74	20	172

Dimensions in mm.

Single cartridge balanced seal with flush.

It is a cartridge seal without sleeve, which gives great flexibility to this seal. It is very simple to install with no need to check the installation dimensions. The springs are out of the media and this ensures a no-clogging, trouble-free operation. The conical form of the stationary seat increases the flush capabilities of the media. It has a good cost/performance ratio. All seal parts are out of stuffing box and this provides more fluid circulation on the seal area.



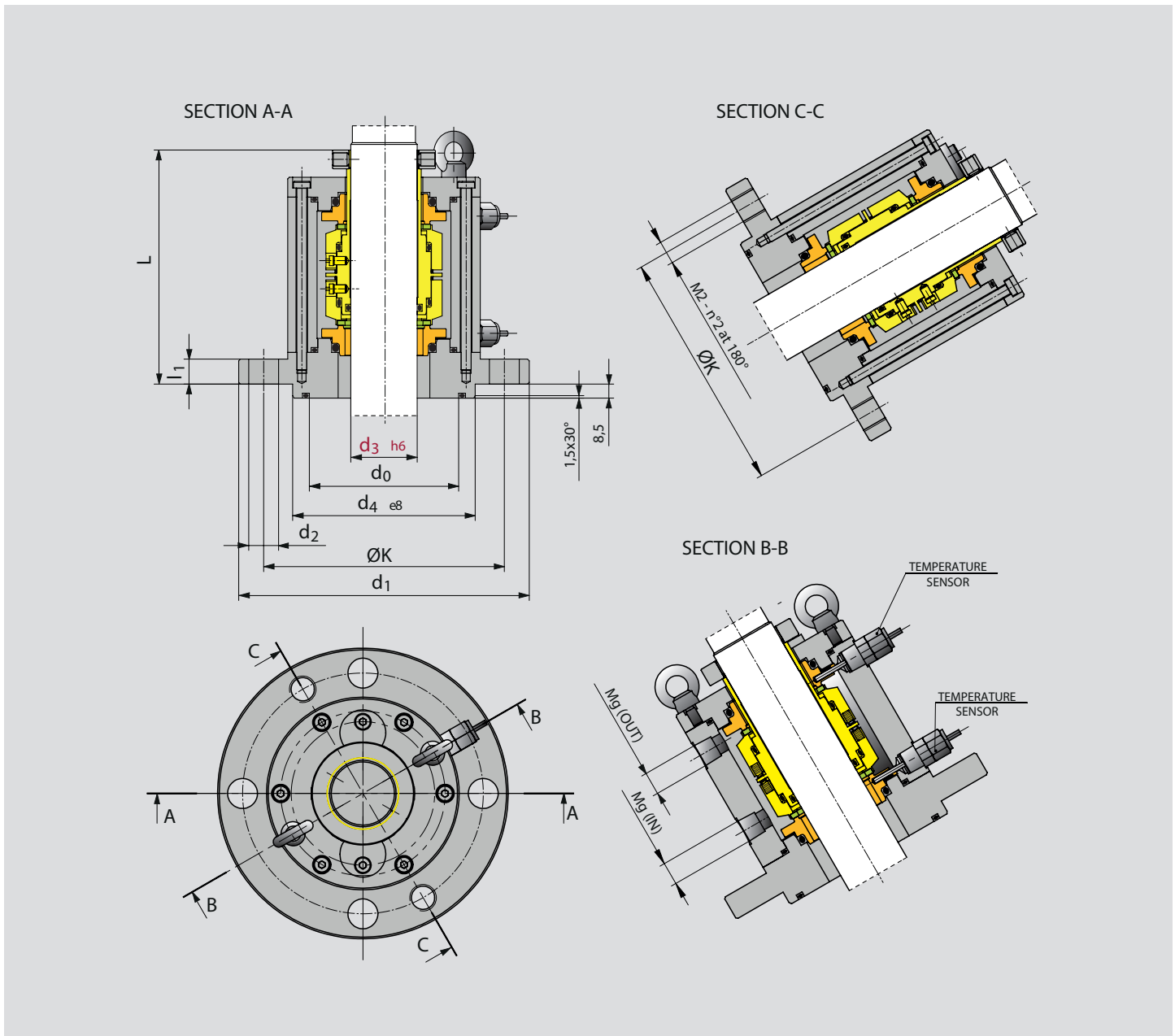
COMPONENTS	STANDARD MATERIALS
Housing, sleeve, drive ring, flanges	L1 X1
Faces	K1 R1 V1 V2 V3
Gaskets	B1 E1 F1 N1 P1 W1 Y1

TYPE 977-977A

The cartridge **977** has been certified by TÜV North (Certificate TÜV 08 ATEX 353470 X) for applications in Category 1 ATEX. With the installed thermocouples it is possible to monitor the temperature close to the faces. This is the area where heat is generated. The materials of the seal faces are dependent on the barrier fluid, which can be water or inert gas, and these determine the application limits. The tables (pag. 66-67) show the dimensions of the standard seal but we can produce the seal to customer dimensions if required by the application. The type 977A has the bearing integrated on the seal. The cartridge type 977 can be also supplied without ATEX certification.



TYPE 977



MAX. WORKING CONDITIONS

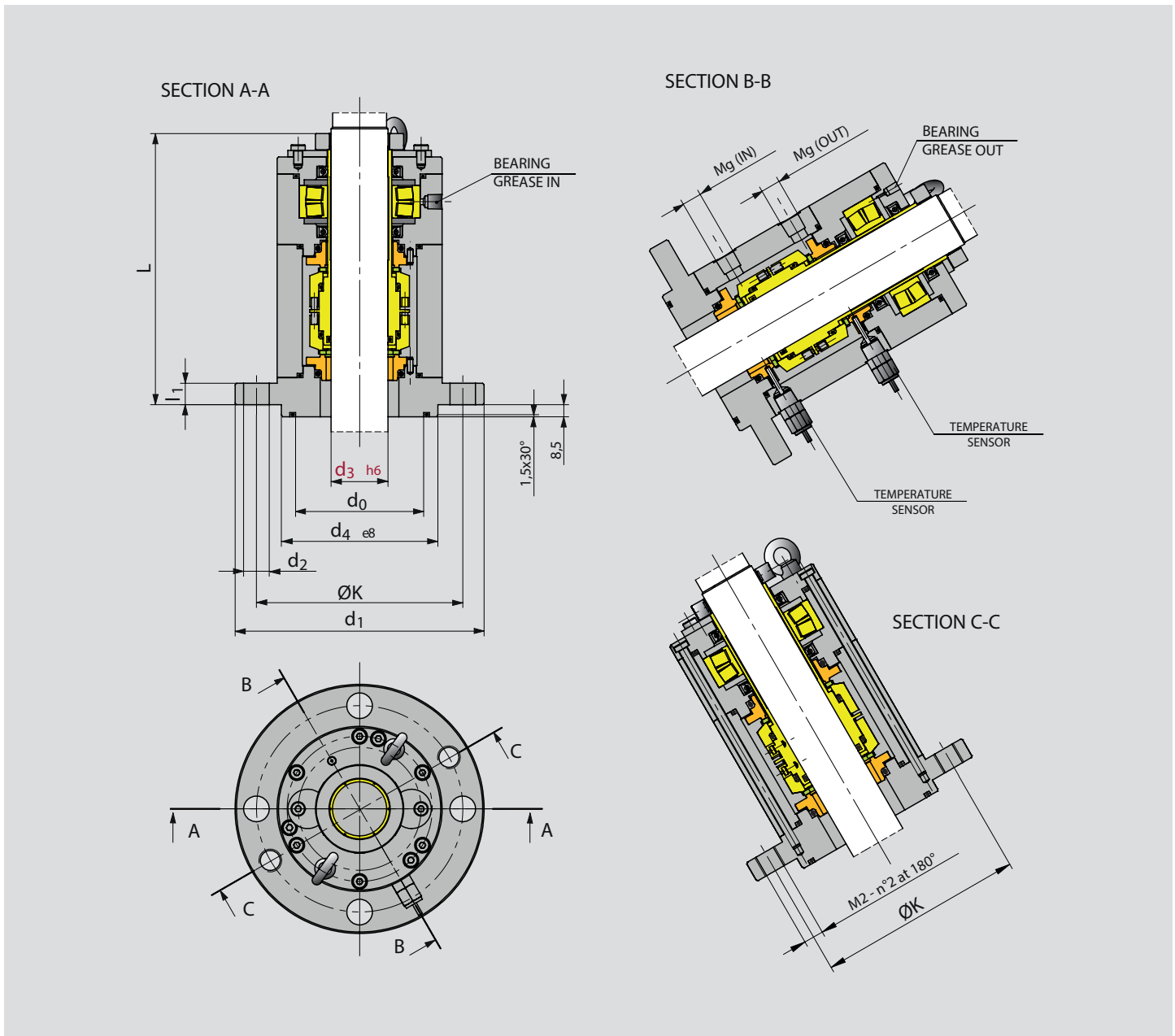
These depend on: \varnothing shaft, pressure, speed, temperature and fluid to be sealed.
See page 74.

p ≤ 40 bar
t = -50 ÷ 300°C
v ≤ 0-5 m/s

COMPONENTS	STANDARD MATERIALS
Housing, sleeve, drive ring, flanges	L1 X1
Faces	K1 R1 V1 V2 V3
Gaskets	B1 E1 F1 N1 P1 W1 Y1

ROTEN									
TYPE 977									
d ₃	d ₁	d ₄	d ₀	L	l ₁	ØK	n x d2	M2	Mg
40	175	110	90	170	15	145	4x18	M16	G 3/8
60	240	176	135	185	17	210	8x18	M16	G 3/8
80	275	204	155	200	20	240	8x22	M20	G1/2
100	305	234	190	210	20	270	8x22	M20	G1/2
120	330	260	215	240	20	295	8x22	M20	G1/2
140	395	313	250	255	20	350	12x22	M20	G1/2
160	395	313	265	260	25	350	12x22	M20	G1/2
180	445	364	310	275	25	400	12x22	M20	G1/2
200	445	364	310	290	25	400	12x22	M20	G1/2
220	505	422	340	320	25	460	16x22	M20	G1/2

Dimensions in mm. Additional sizes on request.



MAX. WORKING CONDITIONS

These depend on: \varnothing shaft, pressure, speed, temperature and fluid to be sealed.
See page 74.

p ≤ 40 bar
t = -50 ÷ 300°C
v ≤ 0-5 m/s

COMPONENTS	STANDARD MATERIALS
Housing, sleeve, drive ring, flanges	L1 X1
Faces	K1 R1 V1 V2 V3
Gaskets	B1 E1 F1 N1 P1 W1 Y1

ROTEN

TYPE 977A with bearing

d ₃	d ₁	d ₄	d ₀	L	l ₁	ØK	n x d2	M2	Mg
40	175	110	90	210	15	145	4x18	M16	G 3/8
60	240	176	135	230	17	210	8x18	M16	G 3/8
80	275	204	155	270	20	240	8x22	M20	G1/2
100	305	234	190	270	20	270	8x22	M20	G1/2
120	330	260	215	300	20	295	8x22	M20	G1/2
140	395	313	250	315	20	350	12x22	M20	G1/2
160	395	313	265	315	25	350	12x22	M20	G1/2
180	445	364	310	330	25	400	12x22	M20	G1/2
200	445	364	310	350	25	400	12x22	M20	G1/2
220	505	422	340	370	25	460	16x22	M20	G1/2

Dimensions in mm. Additional sizes on request.

TITANIUM MECHANICAL SEALS



Type **33H**, all material parts are in titanium including the self-driving spring. Shrunk-in SiC rotating ring and massive stationary SiC ring.

The **TITANIUM** seals are used in very aggressive applications where the stainless steel is no longer enough to resist corrosion.



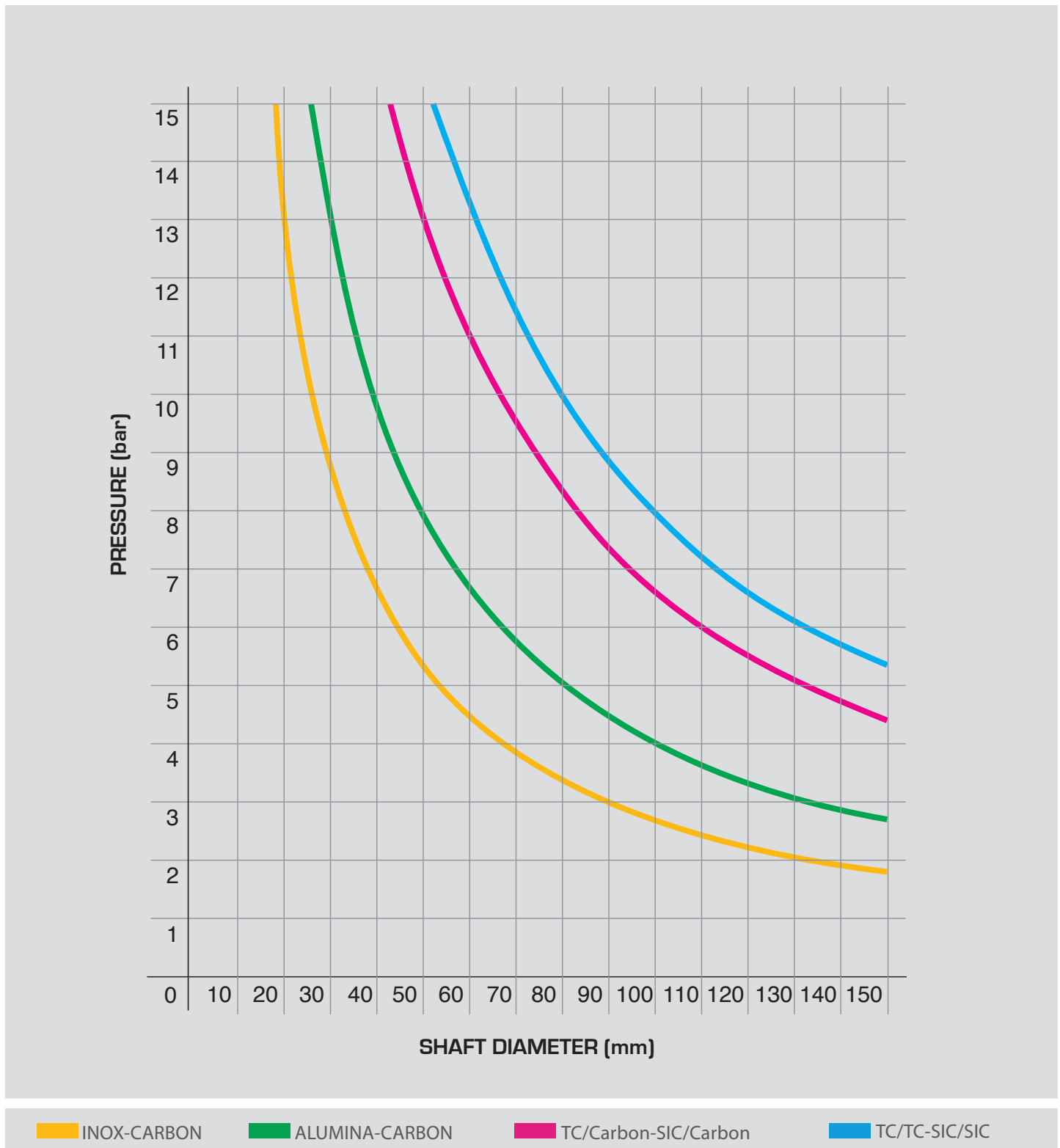
External mounting seal type **7KH**.

Balanced seal type **82EH** for high pressure, bi-directional, all metal parts in titanium with SiC faces.



PERFORMANCE

PERFORMANCE CURVE



Performance curves for working conditions of unbalanced ROTEN and UNITEN seals with clean water at 20°C.

Curves for shafts at 2900 r.p.m.

ABSORBED POWER DIAGRAM

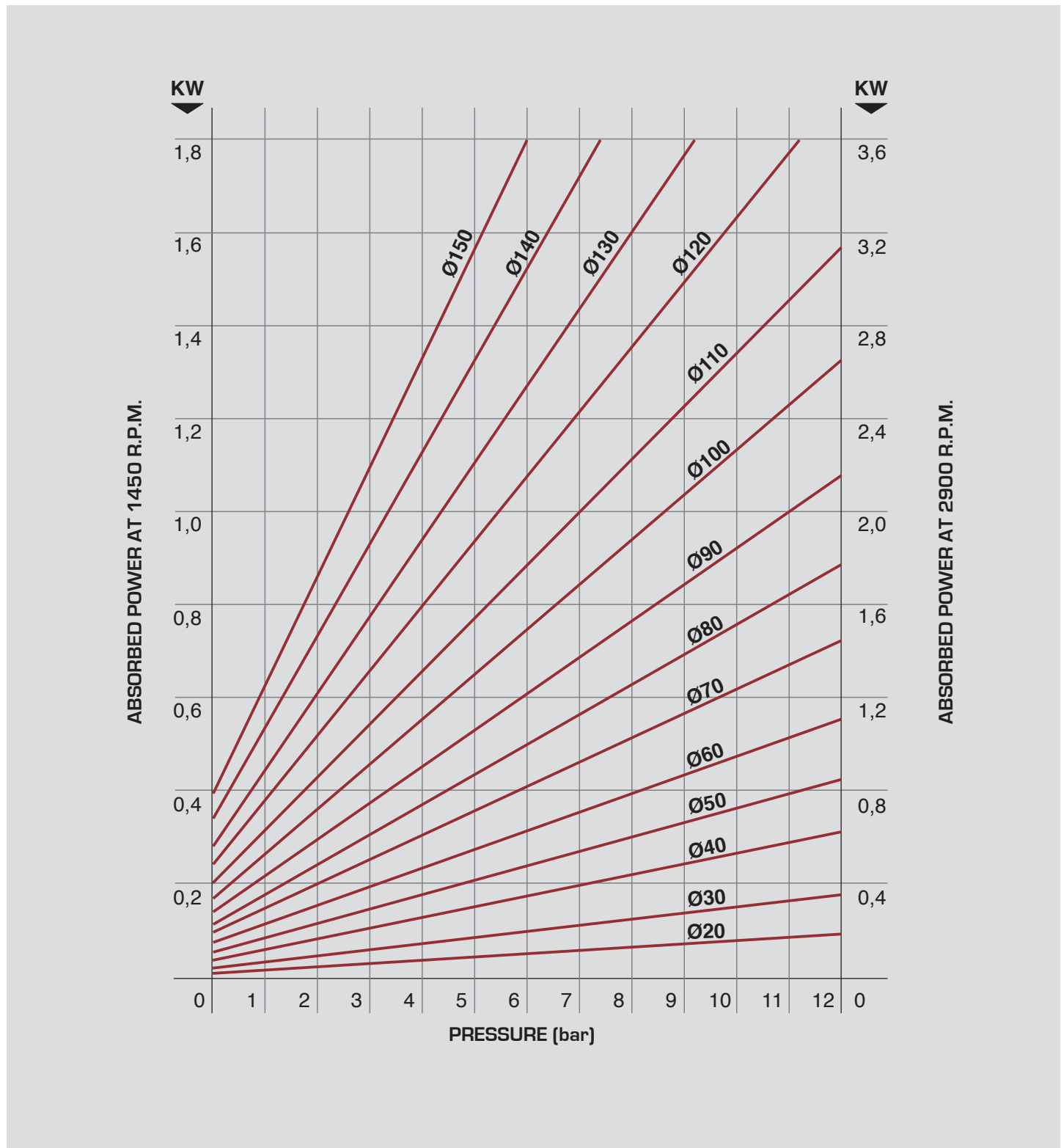


Diagram of absorbed power by ROTEN and UNITEN unbalanced seals, depending on working pressure.

The mentioned values shall be increased or decreased of 20÷30% according to the features of the treated medium. The values of the test chart refer to steel/carbon seals with clean water at 20 °C.

We advise to consider the following test correcting coefficients for different pairings (experimental):

SIC/CARBON	x	0,85
CERAMIC/CARBON	x	0,90
WC/CARBON	x	0,90
WC/SIC	x	2,30
WC/WC	x	2,50
SIC/SIC	x	2,80

DELIVERY CAPACITY DIAGRAM

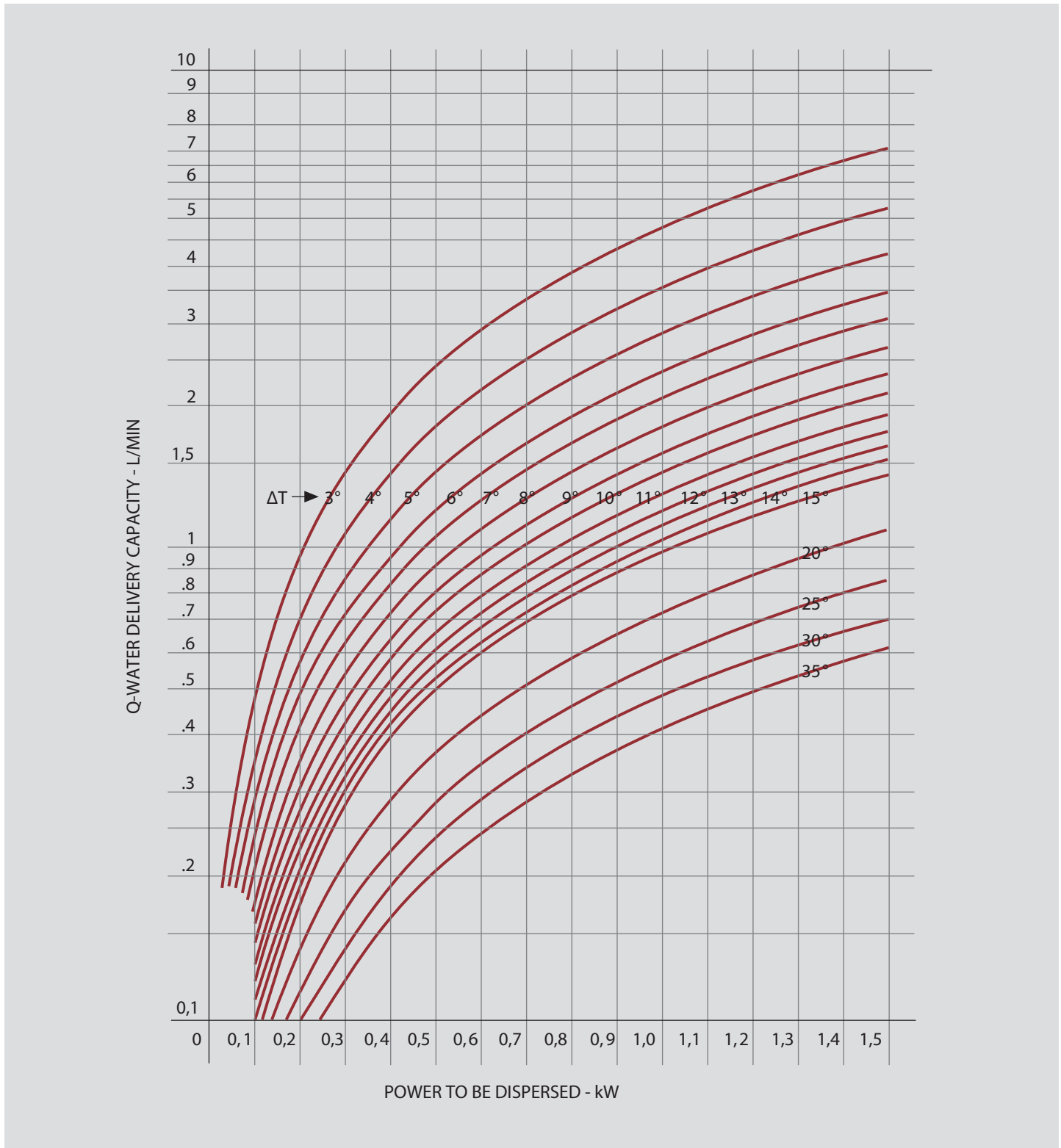


Diagram of the water delivery capacities depending on the heat that is to be lost.

In-flowing water temperature must be lower or equal to that of the external environment.

Diagram to determine the minimum indispensable water quantity to lose the heat developed by the mechanical seal. After having obtained the absorbed power relating to the seal used from the preceding diagram, estimate the necessary delivery capacity, depending on the difference in temperature (ΔT) of in-flowing and out-flowing water.

DELIVERY CAPACITY (Q-T) TEMPERATURE DIAGRAM

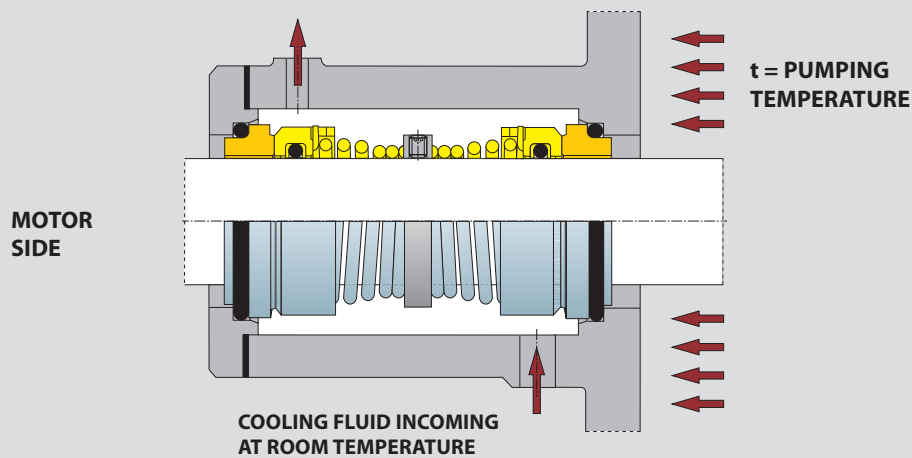
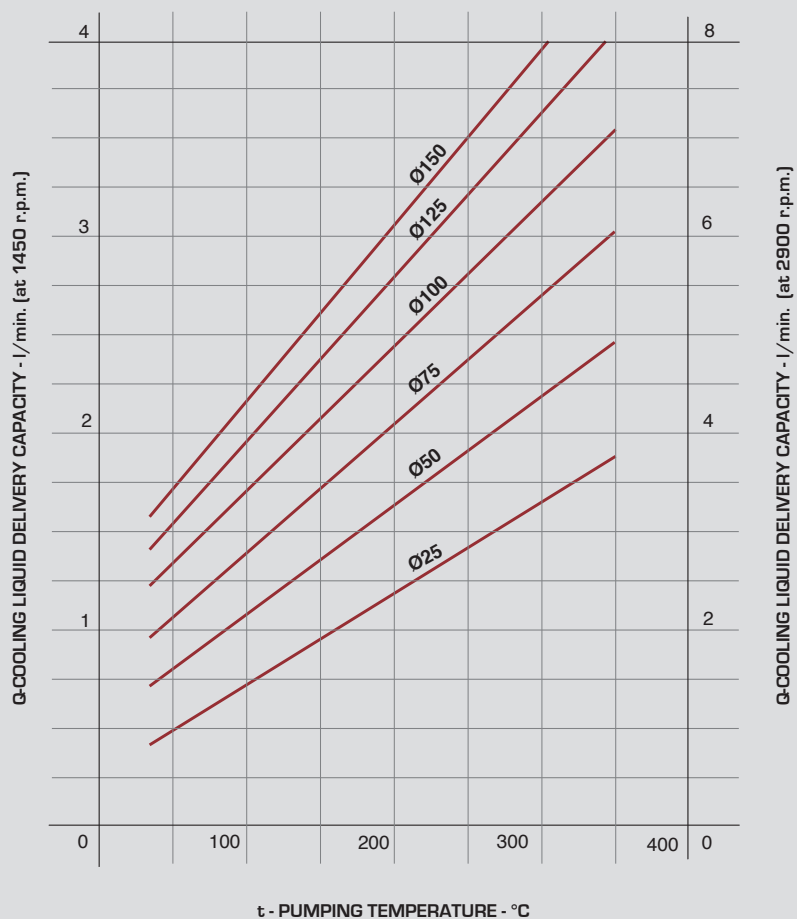
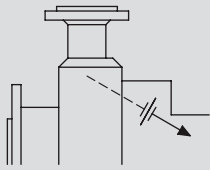


Diagram to determine the cooling fluids delivery capacity depending on the temperature of the pumped medium for DUAL pressurized applications. These delivery capacities must be added to those necessary for the dispersion of the heat generated by the mechanical seal.

The present test chart serves only as a guideline.

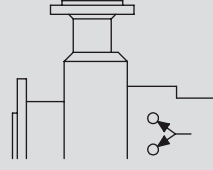
MOST USED CIRCULATION SYSTEM ACCORDING TO API 682/ISO 21049

PLAN 01



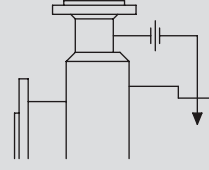
Internal circulation from the pump case to the seal.

PLAN 02



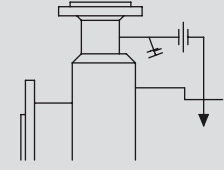
Dead end seal chamber with no circulation. Stuffing box cooling and a neck bush are necessary, unless otherwise specified.

PLAN 11



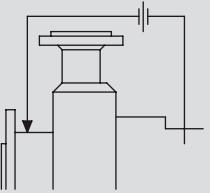
Circulation from the pump discharge, through an orifice to the seal.

PLAN 12



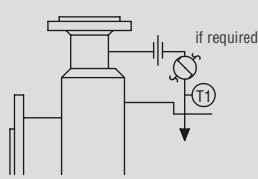
Circulation from the pump discharge, through a strainer and an orifice to the seal.

PLAN 13



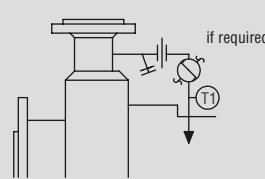
Circulation from the seal chamber, through an orifice and back to pump suction.

PLAN 21



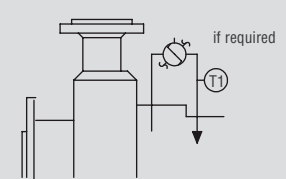
Circulation from the pump discharge, through an orifice and a cooler to the seal.

PLAN 22



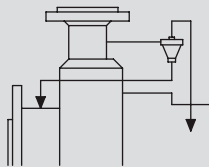
Circulation from the pump discharge, through a strainer, an orifice and a cooler to the seal.

PLAN 23



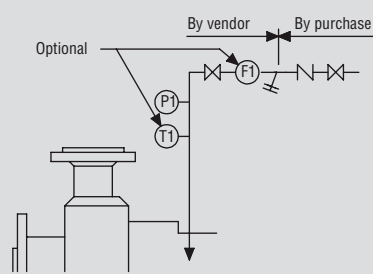
Circulation by means of a pumping ring from the seal, through a cooler and back to the seal.

PLAN 31



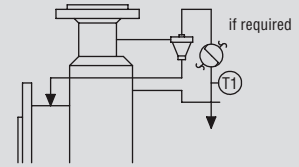
Circulation from the pump discharge through a cyclone separator.

PLAN 32



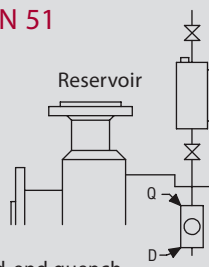
Injection of clean fluid into the seal chamber from an external source.

PLAN 41



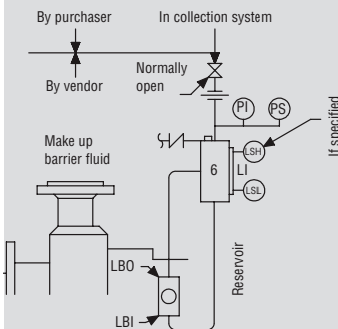
Circulation from the pump case through a cyclone separator, and clean fluid through a cooler to the seal.

PLAN 51



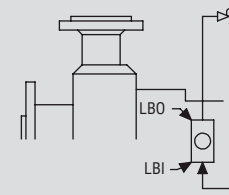
Dead-end quench (usually methanol).

PLAN 53A



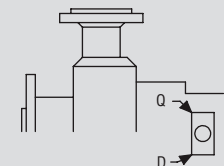
Circulation with thermosiphon system, pressurized. Forced circulation by pumping ring or circulation pump.

PLAN 54



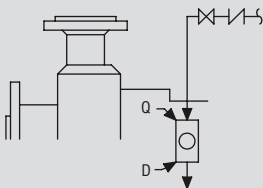
Circulation of clean fluid from an external system.

PLAN 61



Tapped connections for the customer's use.

PLAN 62



External fluid quench (steam, gas, water, ect.).

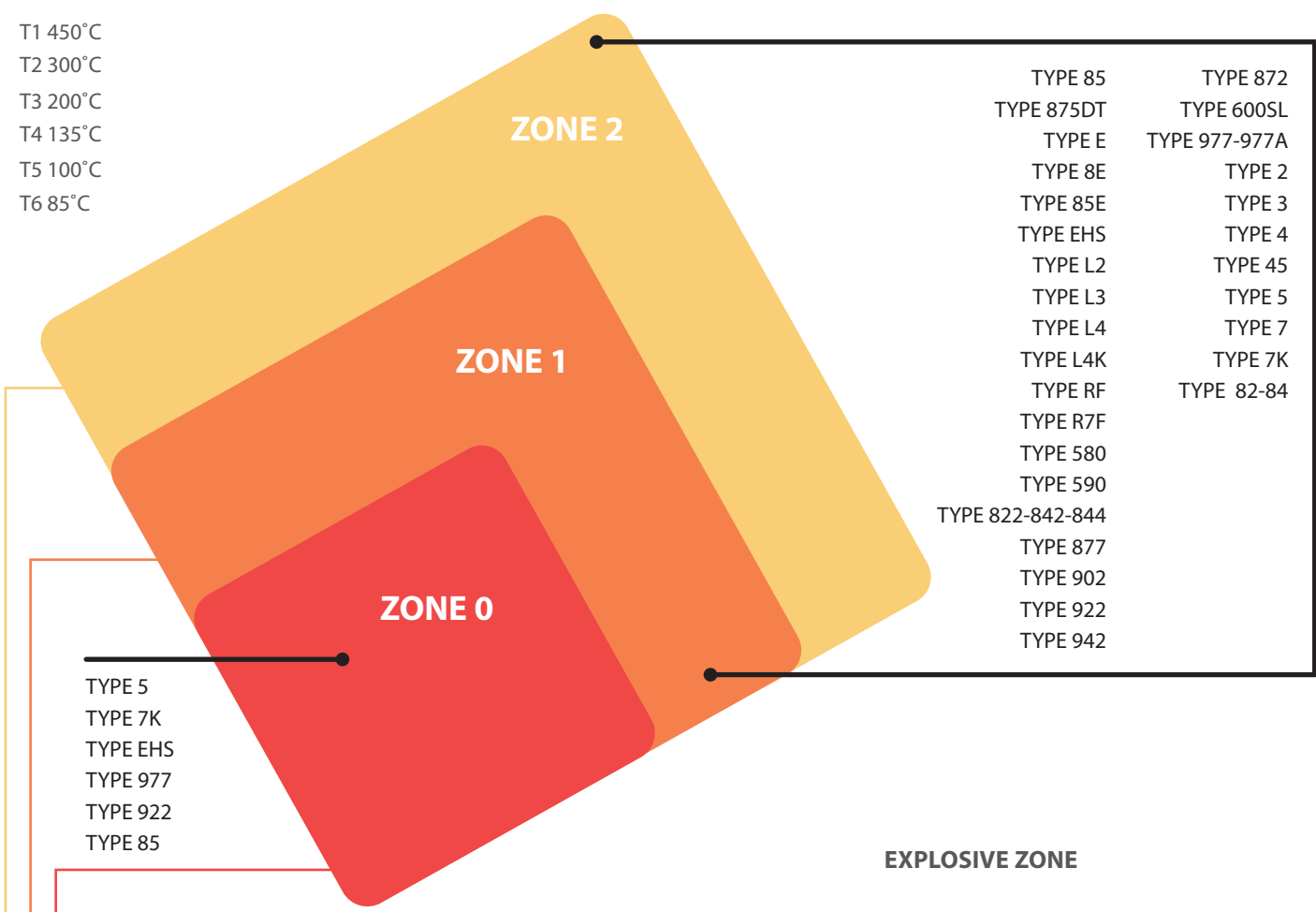
API PLAN LEGEND

- | | | | |
|--|----------------------------------|--|-----------------------|
| | COOLER | | Y-TYPE STRAINER |
| | PRESSURE GAUGE WITH BLOCK VALVE | | FLOW REGULATING VALVE |
| | DIAL THERMOMETER | | BLOCK VALVE |
| | PRESSURE SWITCH WITH BLOCK VALVE | | CHECK VALVE |
| | CYCLONE SEPARATOR | | ORIFICE |
| | FLOW INDICATOR | | |

ATEX SEALS

TEMPERATURE CLASSES

- T1 450°C
- T2 300°C
- T3 200°C
- T4 135°C
- T5 100°C
- T6 85°C



EXPLOSIVE ZONE



ZONE	EQUIPMENT CATEGORY AS DEFINED BY DIRECTIVE 2014/34/EU (category)	RISK OF HOT SURFACES	SLIDING FACES	COSTRUCTIVE PROTECTION Exh
2	3G	OCCASIONAL	STEEL / CARBON WC / CARBON SiC / CARBON	COSTRUCTIVE PROTECTION
			WC / WC SiC / SiC WC / SiC	TC, QUENCH, DUAL PRESSURIZED AND DOUBLE CARTRIDGE
1	2G	FREQUENT	STEEL / CARBON WC / CARBON SiC / CARBON	COSTRUCTIVE PROTECTION
			WC / WC SiC / SiC WC / SiC	TC, QUENCH, DUAL PRESSURIZED AND DOUBLE CARTRIDGE
0	1G	PERMANENT	ALL	

SiC=SILICON CARBIDE WC=TUNGSTEN CARBIDE TC=THERMOCOUPLE

GUIDE TO MECHANICAL SEALS SELECTION



The release of this selection is the result of a long process started in 1964 and subject to continuous updates based on our experience.

Legend: "the material number codes 6, 7, 8, Y, 1" - 1= Recommended, 2 = Suitable, If not indicated, insufficient data or not suitable

Fluid	Chemical formula	Concentration %	Temperature °C	Seal type	Roten code	EN code						Density kg/dm ³	Melting point °C	Boiling point °C	Notes
							P1	E1	N1	Y1	V3				
Absorption Oil		100	90	2	X1 P1 G1 V1 P1	EBPGG	1			1	1				
Acetic Acid	CH ₃ CO OH	40	70	2	X1 E1 X1 V1 E1	GBEGG	1					1.05			Liq. Mix. H ₂ O, Alcohol, Ether, Glycerine; SCALDING
Acetic Aldehyde	CH ₃ CHO	100	90	4	X1 X1 C1 X1 V1 C1	GBTGG	2					0.78	-123.5	20.2	Liq. mix. H ₂ O, Alcohol, Ether, Toluol, Benzene, Naphtha, INFLAMMABLE
Acetic Anhydride	(CH ₃ CO) ₂ O	Conc.	20	4	X1 X1 C1 X1 V1 C1	GBTGG	2	2				1.08	-73.1	140	Liq. mix. Alcohol, Ether, Acetic Acid; SCALDING
Acetone (Propanone)	CH ₃ CO CH ₃	100	55	2	X1 E1 X1 V1 E1	GBEGG	1					0.79	- 94.3	56	Liq. Mix. H ₂ O, Alcohol, Ether, Chlorophorm; VOLATILE, INFLAMMABLE
Acetyl chloride	CH ₃ CO Cl	100	40	4	X1 X1 C1 X1 V1 C1	GBTGG						1.1		51,8	Liquid; Mix. Benzol, Toluol, Chlorophorm, Acetic acid; Inflammable; no H ₂ O, Alcohol
Acetylene (Gas)	C ₂ H ₂	100	20	5 Dual	X1 E1 X1 E1 R1 V1 E1	U3BEGG	1	1	2	1	1	0.91 Air 1	- 81.8	- 84	EXPLOSIVE, TOXIC Gas
Acetyl-Saucylic Acid	CH ₃ COOC ₆ H ₄ COOH	Sat.	90	5	X1 E1 X1 E1 Z1 V1 E1	VBEGG	1						135		Powder or crystals sol. Alcohol, Ether, Chlorophorm, H ₂ O
Acid Fats (Except Acetic Ac.)		100	80	5	X1 Y1 X1 Y1 Z1 V1 Y1	VBVGG	2		2	1					Do not solidify if refined
Acid Fats (Except Acetic Ac.)		100	160	5	X1 Y1 X1 Y1 K4 K1 Y1	Q1Q1VGG	2		2	1					Solidify according to temperature
Acid Molasse Must		100	140	5	X1 E1 X1 E1 K4 K1 E1	Q1Q1EGG	1								
Acid Oil		100	140	5	X1 Y1 X1 Y1 K1 V1 Y1	Q1BVGG	1			1					
Acid Solvents		100	90	4	X1 X1 C1 X1 V1 C1	GBTGG									
Acrylic Acid	CH ₂ H ₄ O ₂	Conc.	>20	4 Dual	X1 X1 C1 D5 K1 C1	Q1Q1TGG						1.06	13	141	Polymerises at T>30° and with O. Corrosive ; Crystallises at T<12°, sol. H ₂ O, Alcohol, Acetone
Acrylic Resins		100	140	4 Dual	X1 X1 C1 X3 X3 C1	U1U1TGG									Washing with solvent
Air - Compressed Air		100	60	2 Dual	X1 P1 G1 V1 P1	EBPGG	1	1	1	1	1				
Air - Compressed Air and Oil		100	80	5	X1 P1 X1 P1 R1 V1 P1	U3BPGG	1		1	1	1				
Air Gas		100	50	2 Dual	X1 P1 G1 V1 P1	EBPGG	1			1	1				Mixture of Gas N + CO + CO ₂ ; COMBUSTIBLE (Gas-producer Gas, Siemens Gas)
Albumen		100	20	5 Dual	X1 E1 X1 E1 K4 K1 E1	Q1Q1EGG	1	1		1		1.04			
Alcohol and Lubricating Oils			90	2	X1 P1 G1 V1 P1	EBPGG	1								
Alcohol and Sulfonated Fats		10	120	5	X1 Y1 X1 Y1 Z1 V1 Y1	VBVGG				1					

Legend: "the material number codes 6, 7, 8, Y, 1" - 1= Recommended, 2 = Suitable, If not indicated, insufficient data or not suitable

Fluid	Chemical formula	Concentration %	Temperature °C	Seal type	Rothen code	EN code	P1	E1	N1	Y1	V3	Density kg/dm ³	Melting point °C	Boiling point °C	Notes
Alcohol Polyhydric (Poliol)	CH ₂ OH(CHOH) _n CH ₂ OH	100	40	2	X1 E1 X1 V1 E1	GBEGG		1							n = from 2 to 5 - Liq. containing Glycerine, reacting with Aldehydes and Ketones
Alcohol, Denaturated Alcohol	C ₂ H ₅ OH	100	70	2	X1 E1 X1 V1 E1	GBEGG	1	1	1			0.81	-118	78.3	Liq. sol. H ₂ O, Ether, Chlorophorm; VOLATILE, INFLAMMABLE
Alcohol, Dyaceton Alcohol	CH ₃ COCH ₂ C(CH ₃) ₂ OH		30	5	X1 E1 X1 E1 K1 K1 E1	Q1Q1EGG		1				0.94	-42.8	169	Liq. mix. H ₂ O, Alcohol, Esters; INFLAMMABLE
Alcohol, Ethyl Alcohol (Ethanol)	C ₂ H ₅ OH	100	70	2	X1 P1 X1 V1 P1	GBPGG	1	1	1			0.81	-118	78.3	Liq. sol. H ₂ O, Ether, Chlorophorm; INFLAMMABLE, VOLATILE
Alcohol, Furfural Alcohol	C ₄ H ₃ O - CH ₂ OH	100	110	4	X1 X1 C1 X3 X3 C1	U1U1TGG		2				1.13		170	Liq. sol. Alcohol, Ether, Chloroph., Benzene; POISONOUS
Alcohol, Isobutyl Alcohol	(CH ₂) ₂ CH CH ₂ OH	100	80	2	X1 E1 G1 V1 E1	EBEGG	2	1	1	1		0.8	-108	107	Liq. sol. H ₂ O, Alcohol, Ether; INFLAMMABLE
Alcohol, Isopropyl Alcohol	(CH ₃) ₂ CH OH	100	80	2	X1 E1 X1 V1 E1	GBEGG	2	1	2	1		0.78	-86	82.4	Liq. sol. H ₂ O, Ether, Alcohol; INFLAMMABLE
Alcohol, Methyl Alcohol	CH ₃ OH	100	60	2	X1 E1 X1 V1 E1	GBEGG	1	1	1			0.79	-98	64.5	Liq. sol. H ₂ O, Alcohol, Ether; VOLATILE, POISONOUS, INFLAMMABLE
Alcohol, Octylic Alcohol	CH ₃ (CH ₂) ₆ CH ₂ OH	100	70	2	X1 E1 G1 V1 E1	EBEGG	2	1	2	1		0.82	-16	194	Liq. mix. Alcohol, Chlorophorm, Mineral Oil
Alcohols		100	-70	RF	X1 J1 V2 A1	TBYGG									
Alcohols		100	70	2	X1 E1 X1 V1 E1	GBEGG		1							
Aldehydes				4 Dual	X1 X1 C1 X3 X3 C1	U1U1TGG									
Alginates		100	90	2 Dual	X1 P1 X3 X3 P1	U1U1PGG	1	1		1					
Alizarine in Methyl Alcohol		0.1	50	5	X1 P1 X1 P1 Z1 V1 P1	VBPGG	1								
Alkali		10	100	5	X1 E1 X1 E1 K4 K1 E1	Q1Q1EGG		1							They form salts with acids
Alkaline Hypochlorite		70	80	5	L1 Y1 L1 Y1 K1 K1 Y1	Q1Q1VMM				1					
Alkane (Paraffin)	C _n H _{2n+2}		130	5	X1 Y1 X1 Y1 K1 K1 Y1	Q1Q1VGG				1	1	0,9	60		
Alkyl Benzene		100	90	2	X1 Y1 G1 V1 Y1	EBVGG				1					
Alkyl Resins		100	140	2 Dual	X1 Y1 X3 X3 Y1	U1U1VGG				1					Washing with solvent
Alkylate (light)		100	70	2	X1 Y1 G1 V1 Y1	EBVGG				1					
Alkylphenol		100	80	4 Dual	X1 X1 C1 X3 X3 C1	U1U1TGG									Viscous, oily liquid (300 cP)
Allile Chloride	CH ₂ CH CH ₂ Cl	100	80	4	L1 L1 C1 L1 V2 C1	MBTMM						0.93	-134.5	45	Liq. mix. alcohol, Chlorophorm; INFLAMMABLE, POISONOUS
Alum (Al Ammonium)		10	20	5	X1 P1 X1 P1 K1 K1 P1	Q1Q1PGG	1	1	1	1					

The data shown can be changed to reflect any improvement without notice.

Legend: "the material number codes 6, 7, 8, Y, 1" - 1= Recommended, 2 = Suitable, If not indicated, insufficient data or not suitable

Fluid	Chemical formula	Concentration %	Temperature °C	Seal type	Roten code	EN code	P1	E1	N1	Y1	V3	Density kg/dm ³	Melting point °C	Boiling point °C	Notes	
Alum (Al Sulphate)	Al ₂ (SO ₄) ₃	30	140	5	X1 E1 X1 E1 K1 K1 E1	Q1Q1EGG	1	1	1	1		2.71		770	H ₂ O sol. crystals	
Aluminium Chloride	Al Cl ₃	25	18	5	L1 Y1 L1 Y1 K1 K1 Y1	Q1Q1VMM	1	1	1	1		2.44	190		H ₂ O sol. Crystals. It frees HCl	
Aluminium Fluoride	Al F ₃	20	20	5	L1 Y1 L1 Y1 K1 K1 Y1	Q1Q1VMM	1	1	1	1		2.88			Hardly H ₂ O sol. crystals	
Aluminium Hydroxyde	Al(OH) ₃	10	90	5	X1 E1 X1 E1 R1 V2 E1	U3BEGG		1				2.42			Powder Sol. Min. Acids, Caustic Soda	
Aluminium Nitrate	Al(NO ₃) ₃ - 9H ₂ O	10	20	5	X1 Y1 X1 Y1 K1 V2 Y1	Q1BVGG	1	1	1	1			73		Crystals sol. Alcohol, Acetone, H ₂ O	
Aluminium Sulphate (Alum)	Al ₂ (SO ₄) ₃	30	140	5	X1 E1 X1 E1 K1 K1 E1	Q1Q1EGG	1	1	1	1		2.71		770	H ₂ O Sol. crystals	
Aluminium Sulphide	Al ₂ S ₃	10	20	5	L1 E1 L1 E1 Z1 V2 E1	VBEMM		1				2.02	1100		It decomposes in H ₂ O	
Amine		Conc.	90	4	X1 X1 C1 X1 V2 C1	GBTGG		2	2							
Amino Acids		10	20	4	X1 X1 C1 X3 X3 C1	U1U1TGG		2								
Amino Benzene (Aniline)	C ₆ H ₅ NH ₂	Conc.	90	4	X1 X1 C1 X1 V2 C1	GBTGG		2				1.02	-6.2	184.4	Oily liq. sol. Alcohol, Ether, Benzene; POISONOUS	
Amino Butane	C ₄ H ₉ NH ₂	Conc.	75	4	X1 X1 C1 X1 V2 C1	GBTGG						0.73	-49	77.1	VOLATILE, INFLAMMABLE liq.	
Amino Ethanol (MEA)	NH ₂ CH ₂ CH ₂ OH	Conc.	70	4	X1 X1 C1 X1 V2 C1	GBTGG	2	2	2			1.01	10.5	170.5	Liq. lightly viscous, mix. H ₂ O, sol. Alcohol, Chlorophorm, Carb. Tetrachl.	
Ammonia	NH ₃	100	-30	5	X1 E1 X1 E1 K1 V2 E1	Q1BEGG		1	1			liq. 0.77	-77.7	-33.5	Gas. It liquefies at 8,5 bar (20°C)	
Ammonia and Oil		3	70	2	X1 N1 G1 V2 N1	EBNGG	1		1							
Ammonia and Water	NH ₄ OH	30	70	2	X1 E1 G1 V1 E1	EBEGG	1	1	1							Gas solution in H ₂ O
Ammonia Gas	NH ₃	100	>-33	5 Dual	X1 E1 X1 E1 K1 V2 E1	Q1BEGG	1	1	1			0.59 Air 1	-77.7	-33.5	Gas	
Ammonia Solution			20	2	X1 E1 X1 V1 E1	GBEGG	1	1	1							
Ammonia-Copper Solution + HNO ₃		Sat.	60	45	X1 X1 C1 X1 C1 Z1V1C1	VBTTGG										
Ammonium Acetate	NH ₄ (C ₂ H ₃ O ₂)	30	20	2	X1 E1 X1 V1 E1	GBEGG	1	1				1.07	114		H ₂ O, Alcohol-sol. crystals	
Ammonium Azotate		Conc.	20	5	X1 E1 X1 E1 K1 V2 E1	Q1BEGG		1								
Ammonium Bifluoride	NH ₄ HF ₂	10	70	5	L1 E1 L1 E1 K1 K1 E1	Q1Q1EMM		1				1.2			H ₂ O; Alcohol- Sol. crystals; POISONOUS	
Ammonium Bisulphide	NH ₄ HS	10	30	5	X1 P1 X1 P1 Z1 V1 P1	VBPGG	1	1	1							
Ammonium Bromide	NH ₄ Br	5	20	5	X1 P1 X1 P1 Z1 V1 P1	VBPGG	1					2.43			H ₂ O; Alcohol, Sol. crystals	
Ammonium Carbonate	(NH ₄)HCO ₃ (NH ₄)CO ₂ NH ₂	10	70	5	X1 E1 X1 E1 K1 V1 E1	Q1BEGG		1	1							H ₂ O Sol. crystals
Ammonium Chlorate	NH ₄ ClO ₃	10	30	5	L1 E1 L1 E1 Z1 V2 E1	VBEMM		1								Oxidizer - Explosive
Ammonium Chloride	NH ₄ Cl	10	30	5	L1 E1 L1 E1 Z1 V2 E1	Q1BEMM	1	1	1			1.54			H ₂ O, Glycerol, Sol. crystals	

The data shown can be changed to reflect any improvement without notice.

Legend: "the material number codes 6, 7, 8, Y, 1" - 1 = Recommended, 2 = Suitable, If not indicated, insufficient data or not suitable

Fluid	Chemical formula	Concentration %	Temperature °C	Seal type	Rothen code	EN code	P1	E1	N1	Y1	V3	Density kg/dm ³	Melting point °C	Boiling point °C	Notes
Ammonium Citrate	(NH ₄) ₂ HC ₆ H ₅ O ₇	10	40	5	X1 E1 X1 E1 K1 V2 E1	Q1BEGG	1								H ₂ O sol.Grains
Ammonium Fluoride	NH ₄ F	Sat.	20	5	X1 E1 X1 E1 Z1 V2 E1	VBEGG	1					1.31			H ₂ O - Sol. Crystals; POISONOUS
Ammonium Hydroxyde	NH ₄ OH	30	70	2	X1 E1 G1 V1 E1	EBEGG	1	1	1						Up to 30% Ammonia Solution
Ammonium Nitrate	NH ₄ NO ₃	Sat.	80	5	X1 E1 X1 E1 K1 V2 E1	Q1BEGG	1	1	1			1.72	169	210	H ₂ O; Sol. crystals, Alcohol, Alkali; EXPLOSIVE
Ammonium Oxalate	(NH ₄) ₂ C ₂ O ₄ - H ₂ O	5	20	5	X1 E1 X1 E1 Z1 V1 E1	VBEGG	1	1	1			1.5			H ₂ O; Sol. crystals; POISONOUS
Ammonium Perchlorate (AP)	NH ₄ Cl O ₄	10	20	4	X1 X1 C1 X1 V2 C1	GBTGG						1.95			H ₂ O; Sol. crystals; EXPLOSIVE
Ammonium Persulphate	(NH ₄) ₂ S ₂ O ₈	10	20	5	X1 E1 X1 E1 Z1 V1 E1	VBEGG	1	1				1.98			H ₂ O; Sol. crystals
Ammonium Phosphate, mono, Bi, Tri		10	50	5	X1 E1 X1 E1 K1 V2 E1	Q1BEGG	1	1	1			1.8			H ₂ O, Sol. crystals
Ammonium Sulphate	(NH ₄) ₂ SO ₄	100	80	5	X1 E1 X1 E1 K1 K1 E1	Q1Q1EGG	1	1	1			1.77	513		H ₂ O; Sol. crystals
Ammonium Sulphate	(NH ₄) ₂ SO ₃ - H ₂ O	Sat.	80	5	X1 E1 X1 E1 Z1 V1 E1	VBEGG	1	1	1						H ₂ O; Sol. crystals
Ammonium Sulphate + H ₂ SO ₄ (5%)		100	20	5	L1 E1 L1 E1 K1 K1 E1	Q1Q1EMM	1								
Ammonium Sulphide	(NH ₄) ₂ S	Sat.	80	5	X1 E1 X1 E1 K1 V2 E1	Q1BEGG	1	1	1			1.41		150	It sublimates. H ₂ O; Alkali; Alcohol, Sol. crystals; TOXIC
Ammonium Sulphocyanate	NH ₄ SCN	10	70	5	X1 E1 X1 E1 Z1 V1 E1	VBEGG	1					1.3	149.6		H ₂ O; Sol. crystals, Acetone, Alcohol, Ammonia
Ammonium Bicarbonate	NH ₄ HCO ₃	10	70	5	X1 E1 X1 E1 K1 V2 E1	Q1BEGG	1	1				1.58			H ₂ O-Sol. crystals
Amyl Acetate	CH ₃ COOC ₅ H ₁₁	Conc.	110	5	X1 E1 X1 E1 Z1 V1 E1	VBEGG	1					0.86		148	INFLAMMABLE OIL
Amyl Alcohol (Pentanol)	CH ₃ (CH ₂) ₄ OH	100	70	2	X1 E1 G1 V1 E1	EBEGG	2	1	2	2		0.8	-78.9	137.8	Liq. mix. Alcohol, Ether
Amyl Benzoate	C ₆ H ₅ COOC ₅ H ₁₁	Conc.	110	5	X1 E1 X1 E1 Z1 V1 E1	VBEGG	1					0.98		260	Alcohol sol. liq.
Amyl Butirrate	C ₅ H ₁₁ OOCOC ₃ H ₇	Conc.	110	5	X1 E1 X1 E1 Z1 V1 E1	VBEGG	1					0.86		150-180	Alcohol; Ether, Sol. liq.
Amyl Chloride	C ₅ H ₁₁ Cl	Conc.	90	5	X1 Y1 X1 Y1 K1 V2 Y1	Q1BVGG			1			0.89		99.7	Alcohol; Ether, Sol. liq.
Amyl Formiate	HCOOC ₅ H ₁₁	Conc.	110	5	X1 E1 X1 E1 Z1 V2 E1	VBEGG	1					0.88		123.5	Liq. mix. Hydrocarbons, Oils, Ketones, Alcohol; INFLAMMABLE
Amyl Nitrate	(CH ₃) ₂ CH CH ₂ CH ₂ NO ₂	Conc.	90	5	X1 E1 X1 E1 Z1 V2 E1	VBEGG	1					0.87		96	Alcohol sol. liq.; INFLAMMABLE
Amyl Phthalate		Conc.	80	5	X1 E1 X1 E1 K1 V2 E1	Q1BEGG	1								
Amyl Propionate	CH ₃ CH ₂ COOC ₅ H ₁₁	Conc.	90	5	X1 E1 X1 E1 K1 V2 E1	Q1BEGG	1					0.87			Liq. mix. with many organic solvents
Angamol Oil		Conc.	90	2	X1 P1 G1 V1 P1	EBPGG	1				1				

Legend: "the material number codes 6, 7, 8, Y, 1" - 1= Recommended, 2 = Suitable, If not indicated, insufficient data or not suitable

Fluid	Chemical formula	Concentration %	Temperature °C	Seal type	Rothen code	EN code						Density kg/dm ³	Melting point °C	Boiling point °C	Notes	
							P1	E1	N1	Y1	V3					
Aniline (Aniline Oil)	C ₆ H ₅ NH ₂	Conc.	20	4	X1 X1 C1 X1 V2 C1	GBTGG		2				1.02	-6.2	184.4	Oily liq. sol. Alcohol, Benzene, Ether; POISONOUS	
Aniline - Hydrochloride	C ₆ H ₅ NH ₂ HCl	20	20	4	L1 L1 C1 L1 V2 C1	MBTMM		2		2		1.22	198	245	Crystals sol. Ether, Alcohol, Benzene, H ₂ O; POISONOUS	
Anisole	C ₆ H ₅ OCH ₃	Conc.	110	4	X1 X1 C1 X1 V1 C1	GBTGG						1	-37,8	155	Liq. sol. Alcohol, Ether	
Anthracene	C ₆ H ₄ (CH) ₂ C ₆ H ₄	Conc.	>220	RF	X1 X3 X3 A1	U1U1YGG						1.24	217	355	Crystals sol. Hot Toluol	
Anthracene Oil		Conc.	140	5	X1 Y1 X1 Y1 K1 V2 Y1	Q1CVGG				1	1			270-360		
Anthranilic Acid	C ₆ H ₄ (NH ₂)(CO ₂ H)	Sat.	80	5	X1 Y1 X1 Y1 K1 V2 Y1	Q1BVGG				1			144		Crystals Sol. Hot H ₂ O, Alcohol, Ether; IT SUBLIMATES	
Anti incrustator		10	120	5	X1 E1 X1 E1 K1 V2 E1	Q1BEGG		1							Filming	
Antibiotics		30	90	5	X1 Y1 X1 Y1 K1 K1 Y1	Q1Q1VGG					1					
Apiezon-H Oil		Conc.	250	7F	X1 Y1 J1 V2 A1 H1 X1	XCVGG					1	1				
Apirol		Conc.	130	2	X1 Y1 G1 V1 Y1	EBVGG	1		2	1	1					
Aplezon Oil		Conc.	90	2	X1 P1 G1 V1 P1	EBPGG	1				1	1				
Aqua regia	(1 HNO ₃ + 4 HCl)	100	20	45	L1 L1 C1 L1 C1 K1 K1 C1	Q1Q1TMM									Volatile Liquid	
Aragonite (Calcium Carbonate)	Ca CO ₃	Sat.	20	5	X1 Y1 X1 Y1 K1 R1 Y1	Q1U3VGG	1	1	1	1		2.9			Crystals or powder sol. in acids	
Argon Gas	Ar	100	20	2 Dual	X1 Y1 G1 V1 Y1	EBVGG	1			1	1	1.38 Air 1	-189	-185.8	INERT Gas	
Aromatic Fuel		100	140	5	X1 Y1 X1 Y1 K1 V1 Y1	Q1BVGG	1		2	1	1					
Aromatic Hydrocarbons		100	30	2	X1 Y1 G1 V1 Y1	EBVGG					1	1				
Aromatic Petrol		100	50	2	X1 Y1 G1 V1 Y1	EBVGG					1	1			Liq. VOLATILE, INFLAMMABLE	
Aromatic Products		100	140	5	X1 Y1 X1 Y1 K1 V1 Y1	Q1BVGG					1					
Aromatic Solvents		100	90	5	X1 Y1 X1 Y1 K1 V1 Y1	Q1BVGG					1					
Arsenic Trichloride	As Cl ₃	Conc.	70	7	X1 Y1 Z1 V2 Y1 H1 X1	VBVGG					1		2.1	-18	130	Oily liq. sol. HCl concentrate, org. liquids
Arsenic Trisulphide	As S ₃	Sat.	70	5	L1 E1 L1 E1 K1 K1 E1	Q1Q1EMM		1				3.43	300		Crystals. POISONOUS	
Ascorbic Acid (Vitamin C)	C ₆ H ₈ O ₆	Sat	90	5	X1 E1 X1 E1 Z1 V1 E1	VBEGG		1				1.65	192		H ₂ O - Sol. crystals	
Ash Wood Gas		100	60	2 Dual	X1 P1 G1 V1 P1	EBPGG	1				1	1				
Ash-tree Oil		100	70	2	X1 P1 G1 V1 P1	EBPGG	1				1	1				
Asphalt (Asphalt oil)			<180	2	X1 Y1 X3 X3 Y1	U1U1VGG					1					
Asphalt			<280	RF	X1 X3 X3 A1	U1U1YGG										
Bacon-Fat (Animal Fat)		100	80	5	X1 P1 X1 P1 K1 V1 P1	Q1BPGG	1	2	2	1						

Legend: "the material number codes 6, 7, 8, Y, 1" - 1= Recommended, 2 = Suitable, If not indicated, insufficient data or not suitable

Fluid	Chemical formula	Concentration %	Temperature °C	Seal type	Rothen code	EN code	P1	E1	N1	Y1	V3	Density kg/dm ³	Melting point °C	Boiling point °C	Notes
Baking Soda (Sodium Bicarbonate)	Na H CO ₃	Sat.	60	5	X1 P1 X1 P1 Z1 V1 P1	VBPGG	1	1	1	1		2.15			H ₂ O sol. Crystals
Barium Chlorate	Ba(ClO ₃) ₂ - H ₂ O	20	20	5	L1 E1 L1 E1 K1 V1 E1	Q1BEMM		1				3.18	414		H ₂ O sol. crystals; INFLAMMABLE, EXPLOSIVE, POISONOUS
Barium Chloride	Ba Cl ₂ - 2H ₂ O	Sat.	50	5	L1 Y1 L1 Y1 K1 V1 Y1	Q1BVMM	1	1	1	1		3.1	960		H ₂ O sol. crystals; POISONOUS
Barium Hydrate	Ba(OH) ₂	Sat.	70	5	X1 E1 X1 E1 K1 V1 E1	Q1BEGG	1	1	1	1					H ₂ O, Ether, Alcohol sol. crystals, POISONOUS
Barium Nitrate	Ba(NO ₃) ₂	Sat.	60	5	X1 P1 X1 P1 K1 R1 P1	Q1U3PGG	1	1	1	1		3.2	575		H ₂ O sol. crystals; POISONOUS
Barium Salts		Sat.	60	5	L1 Y1 L1 Y1 K1 V1 Y1	Q1BVMM	1	1	1	1					POISONOUS
Barium Sulphate	Ba SO ₄	Sat.	40	5	X1 E1 X1 E1 K1 K1 E1	Q1Q1EGG		1				4.5			H ₂ SO ₄ concentrate sol. powder
Barium Sulphide	Ba S	Sat.	90	5	X1 E1 X1 E1 K1 V1 E1	Q1BEGG	1	1	1	1		4.25			H ₂ O sol. powder; POISONOUS
Beauty Cream		100	60	5	X1 Y1 X1 Y1 K1 K1 Y1	Q1Q1VGG	1	1		1					
Beer		100	90	5	X1 E1 X1 E1 K1 V1 E1	Q1BEGG	1	1		1		1.03			
Beer Must		100	90	5	X1 E1 X1 E1 K1 R1 E1	Q1U3EGG		1							
Beer Yeast		Sat.	60		X1 E1 X1 E1 K1 R1 E1	Q1U3EGG		1							
Beet - Sugar Juice		100	70	5	X1 P1 X1 P1 K1 V1 P1	Q1BPGG	1	1	2	1					
Beet Sugar		100	90	5 Dual	X1 Y1 X1 Y1 K1 K1 Y1	Q1Q1VGG	1	1	2	1		1.58			Saccharose sol. Crystals
Benzene Alkyl		100	90	2	X1 Y1 G1 V1 Y1	EBVGG				1					
Benzene Chloride (DOW E)		100	>180	RF	X1 X3 X3 A1	U1U1YGG				1			177		
Benzene Dimethyl (orto meta para Xilene)	C ₆ H ₄ (CH ₃) ₂	100	120	5	X1 Y1 X1 Y1 K1 V1 Y1	Q1BVGG				1		0.86		138.2	Alcohol, Ether sol. liq.; INFLAMMABLE, TOXIC
Benzene Divinyl (orto meta para)	C ₆ H ₄ (CH CH ₂) ₂	100	140	4 Dual	X1 X1 C1 X3 X3 C1	U1U1TGG				2		0.92	-67	199	Liq. sol. Methanol, Ether; IT POLYMERIZES
Benzene Dodecyl	C ₁₂ H ₂₅ C ₆ H ₅	100	90	2	X1 Y1 G1 V1 Y1	EBVGG				1					
Benzene Isopropyl (Cumene)	C ₆ H ₅ C(CH ₃) ₂	100	80	2	X1 Y1 X1 V1 Y1	GBVGG				1		0,86	-96	152,7	Liq. Sol Alcohol, Ether, Benzene, Carbon Tetrachloride
Benzene Methyl (Toluol)	CH ₃ C ₆ H ₅	100	90	5	X1 Y1 X1 Y1 R1 V1 Y1	U3BVGG				1		0.86	-94.5	110.7	Liq. sol. Alcohol, Ether, Benzene, INFLAMMABLE
Benzene Monochlorine	C ₆ H ₅ Cl	100	70	2	X1 Y1 X1 V1 Y1	GBVGG				1		1.1	-45	131.6	Liq. mix. org. solvents; VOLATILE, INFLAMMABLE, NO PTFE
Benzene Ortodichlorine	C ₆ H ₄ Cl ₂	100	80	2	X1 Y1 X1 V1 Y1	GBVGG				1		1.3	-20	180	Liq. VOLATILE, IRRITATING
Benzene Phenyl		100	70	2	X1 Y1 X1 V1 Y1	GBVGG				1					

Legend: "the material number codes 6, 7, 8, Y, 1" - 1= Recommended, 2 = Suitable, If not indicated, insufficient data or not suitable

Fluid	Chemical formula	Concentration %	Temperature °C	Seal type	Roten code	EN code	P1	E1	N1	Y1	V3	Density kg/dm ³	Melting point °C	Boiling point °C	Notes
Benzenecarboxylic Acid	C ₆ H ₅ COOH	Sat.	90	5	X1 Y1 X1 Y1 Z1 V1 Y1	VBVGG				1		1.26	121	249	Crystals sol. Alcohol, Ether, Benzene, Chloroph., Carbon Tetrachl.
Benzil Chloride	C ₆ H ₅ CH ₂ Cl	100	40	5	L1 Y1 L1 Y1 K1 V1 Y1	Q1BVMM				1		1.1	-43	179	Liq. sol. H ₂ O, Ether; SCALDING
Benzil Chloride (Stabilized)	C ₆ H ₅ CH ₂ Cl	100	80	5	X1 Y1 X1 Y1 K1 V1 Y1	Q1BVGG				1		1.1	-43	179	Liq. sol. H ₂ O, Ether; SCALDING
Benzoic Acid	C ₆ H ₅ COOH	Sat.	70	5	X1 Y1 X1 Y1 Z1 V1 Y1	VBVGG				1		1.26	121	249	Crystals sol. Alcohol, Ether, Benzene, Chlorophorm, Carbon tetrachl.
Benzoic Aldehyde	C ₆ H ₅ CHO	100	90	2	X1 E1 X1 V1 E1	GBEGG	1					1.04	-56	178	Oil mix. Alcohol, Ether; VOLATILE
Benzol (Benzene)	C ₆ H ₆	100	>60	4	X1 X1 C1 X1 V1 C1	GBTGG						0.88	5.5	80	Liq. mix. Alcohol, Acetone, Ether, Acetic Acid, INFLAMMABLE
Benzol (Benzene)	C ₆ H ₆	100	<60	2	X1 Y1 G1 V1 Y1	EBVGG				1		0.88	5.5	80	Liq. mix. Alcohol, Acetone, Ether, Acetic Acid, INFLAMMABLE
Benzol and Gas Mixture			<60	5	X1 Y1 X1 Y1 R1 V1 Y1	U3BVGG				1					INFLAMMABLE liquid
Benzol Crude	C ₆ H ₆	100	<30	2	X1 Y1 G1 V1 Y1	EBVGG				1					Liq. mix. Alcohol, Acetone, Ether, Acetic Acid; INFLAMMABLE
Benzol Ethyl (Ethylbenzene)	C ₆ H ₅ C ₂ H ₅	100	110	2	X1 Y1 G1 V1 Y1	EBVGG				1		0.86	-95	136	Liq. sol. Alcohol, Benzene, Ether, Carbon Tetrachloride
Bitumen		100	>130	RF	X1 X3 X3 A1	U1U1YGG				1	1				SOLIDIFY
Black Liquor		100	85	4 Dual	X1 X1 C1 X3 X3 C1	U1U1TGG	2								Abrasive solution (Cellulose Paper Industry)
Blast Furnace Gas		100	120	2 Dual	X1 Y1 G1 V1 Y1	GBVGG				1	1				
Bleaching	(NaOCl+Na ₂ CO ₃ +Cl active)	100	60	5	L1 Y1 L1 Y1 K1 K1 Y1	Q1Q1VMM				1					
Blood Plasm		100	20	5	X1 E1 X1 E1 K1 K1 E1	Q1Q1EGG	1								
Blue Vitriol (Copper Phosphate)	CuSO ₄ · 5H ₂ O	Sat.	80	5	X1 E1 X1 E1 K1 R1 E1	Q1U3EGG	1	1				2.28			Crystals soluble in H ₂ O, Methanol; POISONOUS
Bonder (PK1 Zink Phosph., Potassium Phosph. PH=1)		10	80	5	X1 Y1 X1 Y1 K1 K1 Y1	Q1Q1VGG				1					
Borax solution (Sodium Tetrabor)	Na ₂ B ₄ O ₇ · 10H ₂ O	Sat.	60	5	X1 E1 X1 E1 K1 R1 E1	Q1U3EGG	1	1	1	1		1,73			H ₂ O sol. crystals
Boric Acid	H ₃ BO ₃	Sat.	80	5	X1 E1 X1 E1 K1 R1 E1	Q1U3EGG	1	1	1	1		1.43			H ₂ O; Alcohol - Sol. powder
Boric Anhydride	B ₂ O ₃	Sat.	140	5	X1 Y1 X1 Y1 K1 R1 Y1	Q1U3VGG				1		1.8			Powder sol. hot H ₂ O, Alcohol
Brine (Calcium Chloride)	CaCl ₂	Sat.	-40	5	X1 E1 X1 E1 K1 K1 E1	Q1Q1EGG	1	1	1	1		2.15			H ₂ O, Alcohol sol. Crystals
Brine (Sodium Chloride)	NaCl	Sat.	-40	5	X1 E1 X1 E1 K1 K1 E1	Q1Q1EGG	1	1	1	1		2.16			H ₂ O, Glycerol sol. Crystals

Legend: "the material number codes 6, 7, 8, Y, 1" - 1= Recommended, 2 = Suitable, If not indicated, insufficient data or not suitable

Fluid	Chemical formula	Concentration %	Temperature °C	Seal type	Roten code	EN code	P1	E1	N1	Y1	V3	Density kg/dm ³	Melting point °C	Boiling point °C	Notes
Brines		Sat.	-40	5	X1 E1 X1 E1 K1 K1 E1	Q1Q1EGG		1							
Bromide		Sat.	35	4	L1 L1 C1 L1 V1 C1	MBTMM									Gas or crystals, POISONOUS
Bromine (Anhydrous Bromine)	Br	100	40	5 Dual	L1 Y1 L1 Y1 K1 K1 Y1	Q1Q1VMM				1		3.11	-7.3	58.8	Liq. sol. H ₂ O, Alcohol; POISONOUS
Bromine Methane (Gas or liq.)	CH ₃ Br	100	20	2 Dual	X1 Y1 G1 V1 Y1	EBVGG	2			1		1.73	-94	3.46	Liq. VOLATILE, POISONOUS, SCALDING
Bromine Water Solution	Br+H ₂ O	Sat.	20	5	L1 Y1 L1 Y1 K1 K1 Y1	Q1Q1VMM				1					
Broth food		100	90	5	X1E1X1E1Z1V1E1	VBEGG	1	1		1					
Butadiene	H ₂ C CHHC CH ₂	100	20	5 Dual	X1 E1 X1 E1 K1 V1 E1	Q1BEGG		1	2	1		liq. 0.6	-108.9	-4.41	Liq. gas sol. Alcohol, Ether; INFLAMMABLE. It polymerizes at 20°C-1,26 bar
Butane	C ₄ H ₁₀	100	20	2	X1 P1 G1 V1 P1	EBPGG	1		1	1	1	liq. 0.6	-138	-0.5	INFLAMMABLE liquid
Butanol	CH ₃ (CH ₂) ₂ CH ₂ OH	100	80	2	X1 P1 G1 V1 P1	EBPGG	1	2	1	1		0.81	-89	117.7	Liq. sol. H ₂ O, Mix Ether, Oils, Alcohol; IRRITATING
Butanon (Methyl-Ethyl-Ketone)	CH ₃ COC ₂ H ₃	100	60	2	X1 E1 G1 V1 E1	EBEGG		1				0.82	-86.4	79.6	Liq. sol. H ₂ O, Alcohol, Ether, mix. Oils; INFLAMMABLE
Butter (Animal fat)		100	60	5	X1 E1 X1 E1 K1 V1 E1	Q1BEGG	1	1	2	1					
Butter Whey		100	60	5	X1 Y1 X1 Y1 K1 V1 Y1	Q1BVGG				1					
Butyl Acetate	CH ₃ COOCH ₂ CH ₂ CH ₂ CH ₃	100	80	4	X1 X1 C1 X3 X3 C1	U1U1TGG		2				0.88	-75	126.3	Liq. sol. Alcohol, Ether, Hydrocarbons; INFLAMMABLE
Butyl Acrylate	CH ₂ CHCOOC ₄ H ₉	100	70	4 Dual	X1 X1 C1 X3 X3 C1	U1U1TGG						0.9	-64	145	Liq. it polymerizes with heat
Butyl Alcohol	CH ₃ (CH ₂) ₂ CH ₂ OH	100	70	2	X1 P1 G1 V1 P1	EBPGG	1	2	1	1		0.81	-89	117.7	Liq. sol. H ₂ O; Mix. Ether, Alcohol
Butyl Ammine (Ammino Butane)	C ₄ H ₉ NH ₂	100	90	4	X1 X1 C1 X1 V1 C1	GBTGG						0.73	-49	77.1	Liq. VOLATILE, INFLAMMABLE
Butyl Benzoate	C ₆ H ₅ COOC ₄ H ₉	100	90	2	X1 E1 G1 V1 E1	EBEGG		1		1		1.0	-22	247.3	Oily liq. mix. Alcohol, Ether
Butyl Butyrate	CH ₃ (CH ₂) ₂ COOC ₄ H ₉	100	90	2	X1 E1 G1 V1 E1	EBEGG		1		1		0.87	-91.5	165.7	Liq. sol. Alcohol, Ether
Butyl Carbitol	C ₄ H ₉ OCH ₂ CH ₂ OCH ₂ CH ₂ OH	100	120	5	X1 E1 X1 E1 Z1 V1 E1	VBEGG		1			1	0.95	-68	238.6	Liq. sol. Oils, H ₂ O
Butyl Carbitol	C ₄ H ₉ OCH ₂ CH ₂ OCH ₂ CH ₂ OH	100	-30	RF	X1 X3 X3 A1	U1U1YGG					1	0.95	-68	238.6	Liq. sol. Oils, H ₂ O
Butyl Formiate	HCOOC ₄ H ₉	100	90	2	X1 E1 G1 V1 E1	EBEGG		1				0.9	-90	107	Liq. mix. Alcohol, Ether, Oils, H ₂ O, Hydrocarbons; INFLAMMABLE
Butyl Lactate	CH ₃ CHOHCOC ₄ H ₉	100	70	2	X1 E1 G1 V1 E1	EBEGG		1				0.98	-43	188	Liq. sol. Oils, solvents
Butyl Maleate		Sat.	40	4	X1 X1 C1 X1 V1 C1	GBTGG									
Butyl Oxytol	HOCH ₂ OC ₄ H ₉	100	70	2	X1 E1 G1 V1 E1	EBEGG		1				0.90		171	Liq. mix. H ₂ O, Hydrocarbons

Legend: "the material number codes 6, 7, 8, Y, 1" - 1= Recommended, 2 = Suitable, If not indicated, insufficient data or not suitable

Fluid	Chemical formula	Concentration %	Temperature °C	Seal type	Roten code	EN code	P1	E1	N1	Y1	V3	Density kg/dm ³	Melting point °C	Boiling point °C	Notes
Butyl Phosphate		Sat.	70	2	X1 E1 G1 V1 E1	EBEGG	1								
Butyl Phthalate		100	70	2	X1 E1 G1 V1 E1	EBEGG	1								
Butyl Propionate	C ₂ H ₅ CO ₂ C ₄ H ₉	100	70	2	X1 E1 G1 V1 E1	EBEGG	1					0.87	-89	146	Liq. sol. Alcohol, Ether, Hydrocarbons
Butylcellosolve	CH ₂ OHCH ₂ OC ₄ H ₉	100	20	4	X1 X1 C1 X3 X3 C1	U1U1TGG	2					0.9		171	Liq. sol. mineral Oils, H ₂ O
Butylene (Butene 1)	CH ₂ CHCH ₂ CH ₃	100	20	2	X1 Y1 G1 V1 Y1	EBVGG	2			1	1	liq. 0.59	-185	-6.3	Liq. Gas sol. org. solvents; VOLATILE, INFLAMMABLE
Butyric Acid	CH ₃ CH ₂ CH ₂ COOH	100	70	4	X1 X1 C1 X1 V1 C1	GBTGG	2		2			0.95	-5, -8	163.5	Liq. Mix. Alcohol, Ether
Cadmium Nitrate	Cd(NO ₃) ₂ - 4H ₂ O	Sat.	80	5	X1 P1 X1 P1 K1 R1 P1	Q1U3PGG	1					2.45	59.5	132	H ₂ O, Alcohol sol. Crystals
Calcite (Calcium carbonate)	CaCO ₃	Sat.	20	5	X1 E1 X1 E1 K1 R1 E1	Q1U3EGG	1	1	1	1		2.9			Powder or crystals Acid sol.
Calcium Bisulphite	Ca(HSO ₃) ₂	10	20	5	X1 Y1 X1 Y1 K1 V1 Y1	Q1BVGG	1		1	1		1.06			
Calcium Carbonate	CaCO ₃	Sat.	20	5	X1 E1 X1 1E K1 R1 E1	Q1U3EGG	1	1	1	1		2.9			Powder or crystals sol. in acids
Calcium Chloride	CaCl ₂	Sat.	140	5	X1 E1 X1 E1 K1 V1 E1	Q1BEGG	1	1	1	1		2.15			H ₂ O, Alcohol sol. crystals
Calcium Fluoride	CaF ₂	10	70	5	X1 Y1 X1 Y1 K1 R1 Y1	Q1U3VGG				1		3.18			Powder non sol. in H ₂ O
Calcium Hydrate (Hydroxide)	Ca(OH) ₂	Sat.	80	5 Dual	X1 E1 X1 E1 K1 R1 E1	Q1U3EGG	1	1	2	1		2.23			Powder sol. in Glycerine, less in H ₂ O
Calcium Hypochlorite	Ca(OCl) ₂	Sat.	60	5	X1 Y1 X1 Y1 K1 K1 Y1	Q1Q1VGG		1		1		2.35			H ₂ O, sol. crystals
Calcium Nitrate	Ca(NO ₃) ₂ - 4H ₂ O	Sat.	50	5	X1 Y1 X1 Y1 K1 R1 Y1	Q1U3VGG	1	1	1	1		1.82			Solid subst. sol. H ₂ O, Alcohol, Acetone
Calcium Phosphate (Meta, mono, bi, tri)		Sat.	50	5	X1 Y1 X1 Y1 K1 R1 Y1	Q1U3VGG	1	1	2	1					
Calcium Sulphate	CaSO ₄ + 2H ₂ O	Sat.	80	5 Dual	X1 E1 X1 E1 K1 R1 E1	Q1U3EGG		1				2.9			Sol. powder
Calcium Sulphide (Lime)	CaS	Sat.	80	5	X1 E1 X1 E1 K1 R1 E1	Q1U3EGG	1	1	1	1		2.8			Powder sol. in Acids, Less in H ₂ O
Calcium Sulphite	CaSO ₃ - 2H ₂ O	Sat.	80	5 Dual	X1 E1 X1 E1 K1 R1 E1	Q1U3EGG	1	1	1	1					Sulphurous Acid sol. powder, less in H ₂ O
Camphor	C ₁₀ H ₁₆ O	10	90	4	X1 X1 C1 X3 X3 C1	U1U1TGG						0.99	179		Crystals sol. in Alcohol, Ether, Chlorophorm
Candy Sugar		100	90	5 Dual	X1 Y1 X3 X3 Y1	U1U1TGG	1	1	2	1					
Cane - Sugar Juice		100	70	5	X1 Y1 X1 Y1 K1 V1 Y1	Q1BEGG	1	1	1	1					Saccharose sol. Crystals.
Cane Sugar		100	90	5 Dual	X1 Y1 X1 Y1 K1 V1 Y1	Q1BVGG	1	1	1	1					Saccharose sol. Crystals
Caprolactam	CH ₂ (CH ₂) ₄ NHCO	100	>60	4	X1 X1 C1 X3 X3 C1	U1U1TGG	2					1,1	69		Crystals sol. in H ₂ O, chlorate solvents, petroleum derivates
Carbamide (Urea)	CO(NH ₂) ₂	100	140	4 Dual	X1 X1 C1 X3 X3 C1	U1U1TGG	1					1.33	132.7		H ₂ O, sol. crystals, Alcohol, Benzene

The data shown can be changed to reflect any improvement without notice.

Legend: "the material number codes 6, 7, 8, Y, 1" - 1= Recommended, 2 = Suitable, If not indicated, insufficient data or not suitable

Fluid	Chemical formula	Concentration %	Temperature °C	Seal type	Rothen code	EN code						Density kg/dm ³	Melting point °C	Boiling point °C	Notes
							P1	E1	N1	Y1	V3				
Carbinol (Methilic Alcohol)	CH ₃ OH	100	70	2	X1 E1 X1 V1 E1	GBEGG	1	1	1			0.79	-98	64.5	Liq. sol. H ₂ O, Alcohol, Ether; VOLATILE, INFLAMMABLE, POISONOUS
Carbinol Dimethyl (Isopropylc Alc.)	(CH ₃) ₂ CHO	100	80	2	X1 E1 X1 V1 E1	GBEGG	2	1	2	1		0.78	-86	82.4	Liq. sol. H ₂ O, Alcohol, Ether; INFLAMMABLE
Carbitol (Various)		100	70	4	X1 X1 C1 X1 V1 C1	GBTGG	2	2	2	2		1			Liquids
Carbolic Acid (Benzophenol)	C ₆ H ₅ OH	Sat.	80	5	X1 Y1 X1 Y1 Z1 V1 Y1	VBVGG		2		1		1.07	43	182	Crystals sol. H ₂ O, Alcohol, Ether, Chlorophorm; POISONOUS, Scalding
Carbon Bioxyde Gas	CO ₂	100	70	5 Dual	X1 Y1 X1 Y1 K1 V1 Y1	Q1BVGG	1	2	2	1		1.53 Air 1			Sol. H ₂ O, Alcohol, Acetone
Carbon Bioxyde liq.	CO ₂	100	-25	5	X1 P1 X1 P1 K1 V1 P1	Q1BPGG	1	2	2	1		1.1 (-37°)	-56.6 *		* 5.2 bar; Sol. H ₂ O, Alcohol, Acetone
Carbon Bisulphide	CS ₂	100	30	5	X1 Y1 X1 Y1 K1 V1 Y1	Q1BVGG				1		1.26	-111	46.2	Liq. sol. Alcohol, Ether, Benzene; POISONOUS, INFLAMMABLE
Carbon Bisulphide and Sulphur		100	30	5	X1 Y1 X1 Y1 K1 K1 Y1	Q1Q1VGG				1					
Carbon Oxyde (Gas)	CO	100	30	2 Dual	X1 Y1 G1 V1 Y1	EBVGG	1	1	2	1		0.96 Air 1	-207	-190	Sol. H ₂ O, Alcohol; POISONOUS, INFLAMMABLE
Carbon Tetrachloride	C Cl ₄	100	20	5	L1 Y1 L1 Y1 K1 V1 Y1	Q1BVMM	2			1		1.58	-23	76	Liq. mix. Alcohol, Benzene, Ether, Naphtha, Chlorophorm; POISONOUS
Carbonic Acid	H ₂ CO ₃	Sat.	30	5	X1 E1 X1 E1 Z1 V1 E1	VBEGG	2	1	1	1					
Carbonic Anhydride (Gas)	CO ₂	100	70	5 Dual	X1 Y1 X1 Y1 K1 V1 Y1	Q1BVGG	1	2	2	1		1.53 Air 1			Gas sol. H ₂ O, Alcohol, Acetone
Carbowax (Polyethylene Glycol)		100	140	5	X1 E1 X1 E1 K1 V3 E1	Q1AEGG		1							
Carboxylic Acid		20	70	5	X1 Y1 X1 Y1 Z1 V1 Y1	VBVGG				1					
Caseine (Pigments)		Sat.	30	5	X1 E1 X1 E1 K1 R1 E1	Q1U3EGG		1				1.25			
Castor Oil (Ricinus Oil)		100	60	5	X1 P1 X1 P1 K1 V1 P1	Q1BPGG	1	2	1	1		0.96	-10		Sol. in Alcohol, Ether, Benzene, Chlorophom.; it may polymerize
Caustic Potash (Pot. Hydroxyde)	K OH	>20	80	5	L1 E1 L1 E1 K1 K1 E1	Q1Q1EMM	2	1	2			2	360		H ₂ O, Alcohol, Glycerine sol. Crystals; CAUSTIC
Caustic Potash (Pot. Hydroxyde)	K OH	<20	30	5	X1 E1 X1 E1 K1 K1 E1	Q1Q1EGG	2	1	2						H ₂ O, Alcohol, Glycerine sol. Crystals; CAUSTIC
Caustic Soda	Na OH	10	70	5	X1 E1 X1 E1 Z1 V1 E1	VBEGG	2	1	2	2		2.13			H ₂ O, Alcohol, Glycerol sol. Crystals; CAUSTIC
Caustic Soda	NaOH	30	70	5	X1 E1 X1 E1 K1 K1 E1	Q1Q1EGG	2	1	2	2		2,13			H ₂ O, Alcohol, Glycerol sol. Crystals; CAUSTIC
Caustic Soda	NaOH	Sat.	90	5	L1 E1 L1 E1 K1 K1 E1	Q1Q1EMM		1				2,13			H ₂ O, Alcohol, Glycerol sol. Crystals; CAUSTIC

The data shown can be changed to reflect any improvement without notice.

Legend: "the material number codes 6, 7, 8, Y, 1" - 1= Recommended, 2 = Suitable, If not indicated, insufficient data or not suitable

Fluid	Chemical formula	Concentration %	Temperature °C	Seal type	Roten code	EN code	P1	E1	N1	Y1	V3	Density kg/dm ³	Melting point °C	Boiling point °C	Notes
Caustic Solution		3	70	5	X1 E1 X1 E1 Z1 V1 E1	VBEGG	2	1	2	2					
Cellosolve		100	20	4	X1 X1 C1 X3 X3 C1	U1U1TGG		2							
Cellulose Acetate		100	80	4	X1 X1 C1 X1 V1 C1	GBTGG									
Cellulose Lacquer		100	20	4 Dual	X1 X1 C1 X3 X3 C1	U1U1TGG									
Cellulose Mixtures		100	20	4 Dual	X1 X1 C1 X3 X3 C1	U1U1TGG									
Cellulose Nitrate (Nitrocellulose)	C ₆ H ₇ O ₂ (ONO ₂) ₃	100	20	4 Dual	X1 X1 C1 X3 X3 C1	U1U1TGG									Paste sol. in Ether, Acetone, Alcohol; INFLAMMABLE - EXPLOSIVE
Cellulose Solvent		100	40	4	X1 X1 C1 X1 V1 C1	GBTGG									
China Wood Oil (Tung)		100	90	2	X1 P1 G1 V1 P1	EBPGG	1		2	1	1				
Chloracetic Acid	CH ₂ ClCOOH	Sat.	20	45	L1 L1 C1 L1 C1 K1 K1 C1	Q1Q1TMM		2				1.37	63	190	H ₂ O; Alcohol, Ether, Sol. Crystals; CAUSTIC
Chloral (Trichloroacetaldehyde)	CCl ₃ CHO	100	90	4	X1 X1 C1 X1 V1 C1	GBTGG						1.5	-57	97.7	Oily liq. sol. Alcohol, Ether, Chloroph.; DANGEROUS VAPOURS
Chlorate Solvents		100	90	5	X1 Y1 X1 Y1 K1 V1 Y1	Q1BVGG				1					
Chlorobenzene (Benzene Monochlor.)	C ₆ H ₅ Cl	100	70	2	X1 Y1 X1 V1 Y1	GBVGG				1		1.1	-45	131.6	Liq. mix. org. solvents; VOLATILE, INFLAMMABLE (no PTFE)
Chlorethylene (Vinylchloride)	CH ₂ CHCl	100	30	5	X1 Y1 X1 Y1 K1 V1 Y1	Q1BVGG				1		liq. 0.91	-159.7	-13.9	Liq. gas sol. Alcohol, Ether; INFLAMMABLE; liq. at 3 bar
Chlorhydrin	CH ₂ OHCHOHCH ₂ Cl	100	80	2	X1 Y1 G1 V1 Y1	EBVGG				1		1.3	-40	213	H ₂ O sol. liq.
Chlorinated Solvents		100	80	4	X1 X1 C1 X1 V1 C1	GBTGG				2					
Chlorine (Anhydrous Gas)	Cl	100	20	5 Dual	L1 Y1 L1 Y1 K1 K1 Y1	Q1Q1VMM				1		2.49 Air 1		-40	POISONOUS
Chlorine (Active Chlorine Liq. >6 - 8 bar)	Cl	100	20	5	L1 Y1 L1 Y1 K1 K1 Y1	Q1Q1VMM				1		liq. 1.46	-101	-34.5	Gas or liq. sol. H ₂ O, Alkali; POISONOUS
Chlorine Bioxyde	ClO ₂	100	<10	5	L1 Y1 L1 Y1 K1 K1 Y1	Q1Q1VMM				1			-59.5	10	Gas or liq. sol. H ₂ O; EXPLOSIVE
Chlorine Diphenyl	ClC ₆ H ₄ SO ₂ C ₆ H ₅	Sat.	90	2	X1 Y1 X1 V1 Y1	GBVGG				1					Crystals sol. org. solvents
Chlorine Hexane		100	70	2	X1 P1 G1 V1 P1	EBPGG	1			1					
Chlorine Leather Tanning		100	90	5	X1 Y1 X1 Y1 K1 V1 Y1	Q1BVGG				1					
Chlorit	NaClO ₂	Sat.	90	5	X1 Y1 X1 Y1 K1 K1 Y1	Q1Q1VGG				1			200		H ₂ O sol. Crystals
Chloromethane (Methylchloride)	CH ₃ Cl	100	20	2 Dual	X1 Y1 G1 V1 Y1	EBVGG				1		liq. 0.92	-97.6	-23.7	Liq. gas sol. Benzene, Alcohols, H ₂ O, Chloroph., Acetic Acid; POISONOUS

Legend: "the material number codes 6, 7, 8, Y, 1" - 1= Recommended, 2 = Suitable, If not indicated, insufficient data or not suitable

Fluid	Chemical formula	Concentration %	Temperature °C	Seal type	Roten code	EN code	P1	E1	N1	Y1	V3	Density kg/dm ³	Melting point °C	Boiling point °C	Notes
Chlorophorm (Methantrichlor.)	CH Cl ₃	100	40	5	X1 Y1 X1 Y1 K1 V1 Y1	Q1BVGG				1		1.48	-63.5	61.2	Solvent liq. mix. Alcohol, Ether, Benzene, Naphtha ; VOLATILE
Chloroprene (Chlorobutadiene)	H ₂ C CHCCI CH ₂	100	<50	5	X1 Y1 X1 Y1 Z1 V1 Y1	VBVGG		2		1		0.95		59.4	Liq. sol. Alcohol, less in H ₂ O
Chlorosulphonic Acid	Cl SO ₂ OH	100	40	45	L1 L1 C1 L1 C1 K1 K1 C1	Q1Q1TMM						1.77	-80	158	Liq. POISONOUS, SCALDING in H ₂ O = H ₂ SO ₄ + HCL
Chlorothene (Trichlorethane 1.1.1.)	CH ₃ C Cl ₃	100	70	5	X1 Y1 X1 Y1 K1 V1 Y1	Q1BVGG				1		1.3		75	Liq. sol. Alcohol, Ether
Chlotethane (Ethyl Chloride)	C ₂ H ₅ Cl	100	20	2	X1 P1 G1 V1 P1	EBPGG	1	1	1	1		liq. 0.92	-140	12.5	Liq. mix. common solvents; VOLATILE, INFLAMMABLE
Chocolate		100	90	2 Dual	X1 E1 X3 X3 E1	U1U1EGG		1							IT SOLIDIFIES
Chromates (Solutions)		Sat.	60	5	L1 Y1 L1 Y1 K1 K1 Y1	Q1Q1VMM		2		1					
Chrome Alum	Cr K(SO ₄) ₂ - 12H ₂ O	Sat.	80	5	X1 Y1 X1 Y1 K1 R1 Y1	Q1U3VGG	1	1	1	1		1.8	89		Crystals sol. H ₂ O
Chrome Hydrate	Cr(OH) ₃	Sat.	60	5	X1 P1 X1 P1 K1 R1 P1	Q1U3PGG	1								Crystals sol. in Acids and very alkaline solutions
Chrome Hydrate + Stalked Lime		Sat.	60	5	X1 P1 X1 P1 K1 R1 P1	Q1U3PGG	1								
Chrome Oxyde	Cr ₂ O ₃	30	100	5 Dual	X1 Y1 X1 Y1 K1 R1 Y1	Q1U3VGG		2		1		5.04			Non soluble Powder
Chrome Solution		Sat.	70	5	X1 Y1 X1 Y1 K1 R1 Y1	Q1U3VGG		2		1					
Chrome Sulphate (a,b,c)	Cr ₂ (SO ₄) ₂	Sat.	80	5	X1 Y1 X1 Y1 Z1 V1 Y1	VBVGG				1		1.7 - 3			H ₂ O, Alcohol sol. crystals
Chromic Acid	H ₂ Cr O ₄	Sat.	70	5	X1 Y1 X1 Y1 K1 R1 Y1	Q1U3VGG		2		1		2.8	196		Crystals sol. H ₂ O, Alcohol, Min. Acids; It exists only as solution; SCALDING
Chromic Anhydride	Cr O ₃	Sat.	70	5	X1 Y1 X1 Y1 K1 R1 Y1	Q1U3VGG		2		1		2.8	196		Crystals sol. H ₂ O, Alcohol, Min. Acids; SCALDING
Citrates		Sat.	110	5	X1 E1 X1 E1 K1 R1 E1	Q1U3EGG	1	1	1	1					
Citric Acid	C ₆ H ₈ O ₇	5	25	2	X1 E1 X1 V1 E1	GBEGG	1	1	1	1		1.54	153		H ₂ O; Alcohol - Sol. crystals
Coalgas		100	30	2 Dual	X1 Y1 G1 V1 Y1	EBVGG				1	1				
Coca Cola		100	20	5	X1 E1 X1 E1 Z1 V1 E1	VBEGG		1		1					
Coca Cola (Syrup)		100	20	5 Dual	X1 E1 X1 E1 K1 R1 E1	Q1U3EGG		1		1					
Cocoa Butter		100	80	5	X1 E1 X1 E1 K1 V1 E1	Q1BEGG	1	1		1					
Coconut Oil		100	80	5	X1 P1 X1 P1 K1 V1 P1	Q1BPGG	1	1		1		0.92	24		
Cod-liver Oil		100	80	5	X1 P1 X1 P1 Z1 V1 P1	VBPGG	1	1	2	1					
Coffee (cream)		100	90	5	X1 E1 X1 E1 Z1 V1 E1	VBEGG		1		1					
Coffee (cream, sugar)		100	90	5	X1 E1 X1 E1 K1 V1 E1	Q1BEGG		1		1					

The data shown can be changed to reflect any improvement without notice.

Legend: "the material number codes 6, 7, 8, Y, 1" - 1= Recommended, 2 = Suitable, If not indicated, insufficient data or not suitable

Fluid	Chemical formula	Concentration %	Temperature °C	Seal type	Roten code	EN code	P1	E1	N1	Y1	V3	Density kg/dm ³	Melting point °C	Boiling point °C	Notes
Colodion (Nitrocellulose + Ether + Alcohol)		100	30	4	X1 X1 C1 X1 V1 C1	GBTGG									Liq. mix. H ₂ O; INFLAMMABLE
Colofony (Resin - Pineresin)		100	30	2 Dual	X1 Y1 X3 X3 Y1	U1U1VGG	1			1		1.08	100-150		Flakes sol. Alcohol, Benzene, Oils, Ether, Acetic Acid
Copper Chloride	Cu Cl ₂ - 2H ₂ O	Sat.	20	7	X1 Y1 R1 R1 Y1 H1 X1	U3U3VGG	1	1	2	1		2.54			Crystals sol. H ₂ O, Alcohol; POISONOUS
Copper Cyanide	Cu(CN) ₂	Sat.	60	5	X1 Y1 X1 Y1 K1 K1 Y1	Q1Q1VGG	1	1	1	1					Powder sol. Acids, Alkali; POISONOUS
Copper Nitrate	Cu(NO ₃) ₂ - 3H ₂ O	Sat.	80	5	X1 P1 X1 P1 K1 K1 P1	Q1Q1PGG	1					2.32	114.5		Crystals sol. H ₂ O, Alcohol; POISONOUS, STRONG OXYDATING
Copper Oxide	CuO	10	30	5	X1 P1 X1 P1 Z1 V1 P1	VBPGG	1					6.32			Acids soluble Crystals; TOXIC
Copper Salts		10	30	5	X1 P1 X1 P1 K1 R1 P1	Q1U3PGG	1	1	1	1					Crystals - TOXIC
Copper Sulphate	Cu SO ₄ - 5H ₂ O	50	80	5	X1 P1 X1 P1 K1 R1 P1	Q1U3PGG	1	1	1	1		2.28			H ₂ O, Methanol sol. Crystals; POISONOUS
Copper Sulphate + 10% H ₂ SO ₄		50	20	5	X1 Y1 X1 Y1 K1 V1 Y1	Q1BVGG					1				
Cottonseeds Oil		100	140	5	X1 Y1 X1 Y1 K1 V1 Y1	Q1BVGG	1			1					
Creoline		100	70	2	X1 Y1 X1 V1 Y1	GBVGG				1					
Creosole (Meta, Orto, Para)	CH ₃ C ₆ H ₄ OH	Conc.	90	5	X1 Y1 X1 Y1 R1 V1 Y1	U3BVGG				1		1.04	30 - 35	203	Liq. or crystals sol. Alcohol, Ether, Chloroph.; POISONOUS, SCALDING
Creosote		100	140	2	X1 Y1 X3 X3 Y1	U1U1VGG	1		2	1	1	1.08		203	Oily liq. mix. Alcohol, Ether
Creosote + light Oil		100	140	2	X1 Y1 X3 X3 Y1	U1U1VGG	1		2	1	1				
Creosote Oil (Tar Oil)		100	140	2	X1 Y1 X3 X3 Y1	U1U1VGG	1		2	1	1	1.08	5.5	220	Oily liquid mix. Alcohol, Ether; CAUSTIC
Cresylic Acid	CH ₃ C ₆ H ₄ OH	Conc.	90	5	X1 Y1 X1 Y1 K1 V1 Y1	Q1BVGG				1		1.04	30-35	203	Liq. crystals sol. H ₂ O, Alcohol, Ether, Chloroph; POISONOUS, SCALDING
Crotonic Aldehyde	CH ₃ CH - CHCHO	100	80	2	X1 Y1 X1 V1 Y1	GBVGG				1		0.85		102	Liq. mix. Alcohol, Ether, Toluol, Benzene, Naphta, INFLAMMABLE
Crotonic Aldehyde + Butanol		100	80	5	X1 Y1 X1 Y1 K1 V1 Y1	Q1BVGG				1					
Crude Oil		100	180	5	X1 Y1 X1 Y1 K1 R1 Y1	Q1U3VGG	2			1	1				
Crude Oil Corrosive		100	140	5	X1 Y1 X1 Y1 K1 R1 Y1	Q1U3VGG				1					
Crude Olefins		100	140	5	X1 Y1 X1 Y1 K1 R1 Y1	Q1U3VGG				1	1				
Cumene (Isopropylbenzene)	C ₆ H ₅ C(CH ₃) ₂	100	70	2	X1 Y1 X1 V1 Y1	GBVGG				1		0.86	-96	152.7	Liq. sol Alcohol, Eter, Benzene, Carb. Tetracl.

Legend: "the material number codes 6, 7, 8, Y, 1" - 1= Recommended, 2 = Suitable, If not indicated, insufficient data or not suitable

Fluid	Chemical formula	Concentration %	Temperature °C	Seal type	Rothen code	EN code	P1	E1	N1	Y1	V3	Density kg/dm ³	Melting point °C	Boiling point °C	Notes
Cumene Hydroperoxyde	C ₆ H ₅ C(CH ₃) ₂ OOH	100	70	2	X1 Y1 X1 V1 Y1	GBVGG				1					Liq. sol. Alcohol, Acetone, Hydrocarbons, Esters
Cyanides		Sat.	40	5	X1 E1 X1 E1 Z1 V1 E1	VBEGG	1								POISONOUS
Cyclohexane	C ₆ H ₁₂	100	80	2	X1 P1 G1 V1 P1	EBPGG	1			1		0.78	6.3	80.7	Liq. mix. Butylic Alcohol, Toluol, Xylol; INFLAMMABLE
Cyclohexanon	C ₆ H ₁₀ O	100	90	4	X1 X1 C1 X1 V2 C1	GBTGG		2				0,95	-47	156,7	Liq. mix. Solvents
Cyclopentadiene	C ₅ H ₆	100	80	2	X1 P1 G1 V1 P1	EBPGG	1					0.8		42.5	Liq. sol. Alcohol, Ether, Benzene
Cymene (Ortho, Meta, Para)	CH ₃ C ₆ H ₄ CH(CH ₃) ₂	100	80	2	X1 Y1 X1 V1 Y1	GBVGG				1		0,85-0,87	-73	176,5	Liq. sol. Alcohol, Ether, Chlorophorm
DDT (Dichlorodiphenyltrichloroethane)	(ClC ₆ H ₄) ₂ CHCl ₂	100	140	4	X1 X1 C1 X3 X3 C1	U1U1TGG							109		Crist. sol. Kerosene, Benzene, Ether, Acetone, Carb. Tetrachl.
DEA solution	(HOCH ₂ CH ₂) ₂ NH	Sat.	110	4	X1 X1 C1 X3 X3 C1	U1U1TGG	2	2	2						Liq. or crystals sol. H ₂ O, Alcohol
Decylene	H ₂ C - CH(CH ₂) ₇ CH ₃	100	120	2	X1 Y1 G1 V1 Y1	EBVGG				1		0.73	-66.3	172	Liq. sol. Alcohol
Detergents		100	90	5	X1 E1 X1 E1 K1 V1 E1	Q1BEGG	1								
Deuterium (Heavy Water)	D ₂ O	100	140	5	X1 E1 X1 E1 K1 V1 E1	Q1BEGG	1		1						
Diacetonealcohol (Diacetone)	CH ₃ COCH ₂ C(CH ₃) ₂ OH	100	130	5	X1 E1 X1 E1 K1 K1 E1	Q1Q1EGG	1					0.94	-42.8	169	Liq. mix. Alcohol, H ₂ O, Esters; INFLAMMABLE
Dialysis Liquid		100	40	5	X1 E1 X1 E1 Z1 V1 E1	VBEGG	1		1						
Diathermic Oil		100	350	RF	X1 X3 X3 A1	U1U1YGG									
Diathermic Oil		100	180	5	X1 Y1 X1 Y1 K1 R1 Y1	Q1U3VGG				1					
Dibromotetrafluorethane		100	30	4	X1 X1 C1 X1 V1 C1	GBTGG				2					FIRE- FIGHTING
Dichlorethane (Ethylene Chloride)	Cl CH ₂ CH ₂ Cl	100	60	4	X1 X1 C1 X1 V1 C1	GBTGG				2		1.25	-35	83.5	Oily liquid, mix. common solvents; INFLAMMABLE
Dichlormethane (Methylene Chloride)	CH ₂ Cl ₂	100	40	4	X1 X1 C1 X1 V1 C1	GBTGG				2		1.3	-97	48.1	Liq. sol. Alcohol, Ether; VOLATILE, POISONOUS
Dichloropropane (Propylenechloride)	CH ₃ CHClCH ₂ Cl	100	30	4	X1 X1 C1 X1 V1 C1	GBTGG						1.15		96.3	Liquid sol. H ₂ O, Alcohol, Ether. - INFLAMMABLE
Diesel - Fuel (Diesel Oil)		100	110	2	X1 Y1 G1 V1 Y1	EBVGG				1	1				
Diesel Naphtha		100	110	5	X1Y1X1Y1K1V1Y1	Q1BVGG				1	1				
Diethanolamine (DEA)	(HOCH ₂ CH ₂) ₂ NH	Sat.	110	4	X1 X1 C1 X3 X3 C1	U1U1TGG	2	2	2			1.09	28	217	Liq. or crystals sol. H ₂ O, Alcohol
Diethylamine	(C ₂ H ₅) ₂ NH	100	90	4	X1 X1 C1 X1 V1 C1	GBTGG	2	2	2			0.7	-49.8	55.5	Liq. mix. H ₂ O, Alcohol, org. Solvents; INFLAMMABLE

Legend: "the material number codes 6, 7, 8, Y, 1" - 1= Recommended, 2 = Suitable, If not indicated, insufficient data or not suitable

Fluid	Chemical formula	Concentration %	Temperature °C	Seal type	Roten code	EN code	P1	E1	N1	Y1	V3	Density kg/dm ³	Melting point °C	Boiling point °C	Notes
Diethylcarbonate	(C ₂ H ₅) ₂ CO ₃	100	90	5	X1 E1 X1 E1 Z1 V1 E1	VBEGG		1				0.97	-43	126	Liq. mix. Ketones, Alcohol, Esters, arom. Hydrocarbons; INFLAMMABLE
Diethylene Glycol	CH ₂ OHCH ₂ OCH ₂ CH ₂ OH	100	140	5	X1 E1 X1 E1 K1 V3 E1	Q1AEGG		1	2	1		1.11	-8	245	Liq. mix. H ₂ O, Ether, Acetone
Diethylmaleate	C ₂ H ₅ OOCH : CHCOOC ₂ H ₅	100	80	2	X1 Y1 X1 V1 Y1	GBVGG				1		1.06	-11.5	225	Liq. sol. Alcohol, Organic Solvents, Hydrocarbons, less in H ₂ O
Dimethyl Sulphur Oxyde (DMSO)	(CH ₃) ₂ SO	100	30	4	X1 X1 C1 X1 V1 C1	GBTGG						1.1	18.5	189	Liq. mix. H ₂ O
Dimethylamine (DMA)	(CH ₃) ₂ NH	100	20	4	X1 X1 C1 X1 V1 C1	GBTGG						0.68	92.2	6.9	Gas at ordinary temp. Sol. H ₂ O, Ether, Alcohol; INFLAMMABLE
Dimethylphormamide (DMF)	HCON(CH ₂) ₂	100	180	4	X1 X1 C1 X3 X3 C1	U1U1TGG		2				0.95	-61	152.8	Liq. mix. H ₂ O, org. Solvents
Dimethylphormamide + Acrylnitr. + methylenchloride		100	80	4 Dual	X1 X1 C1 X3 X3 C1	U1U1TGG									
Dimethylterephtalate (DMT)	C ₆ H ₄ (COOCH ₃) ₂	100	140	5	X1 Y1 X1 Y1 K1 R1 Y1	Q1U3VGG				1			140		Crystals sol. Alcohol, Ether
Dinitrochlorbenzene	C ₆ H ₃ (NO ₂) ₂ Cl	100	>60	2	X1 Y1 G1 V1 Y1	EBVGG				1		1.69	27-53	315	Alcohol sol. crystals
Dinitrochlorbenzene + Stirol		100	110	5	X1 Y1 X1 Y1 K1 R1 Y1	Q1U3VGG				1					
Diocylamine	[C ₄ H ₉ CH(C ₂ H ₅)CH ₂] ₂ NH	100	90	2	X1 P1 G1 V1 P1	EBPGG	1					0.8		281	Hydrocarbons sol. liq.
Diocylphtalate (DOP)	C ₆ H ₄ [COOCH ₂ CH(C ₂ H ₅)C ₄ H ₉] ₂	100	110	4	X1 X1 C1 X1 V1 C1	GBTGG		2	2	2		0.98		231	Min. oil sol. liquid
Dioxine (TCDD)		100	30	4	X1 X1 C1 X1 V1 C1	GBTGG						1			
Diphenil + Diph. Oxyde (DOW. A)		100	350	RF	X1 X3 X3 A1	U1U1YGG				1	1				
Diphenyl	C ₆ H ₅ C ₆ H ₅	Sat.	80	4	X1 X1 C1 X1 V1 C1	GBTGG						1	70	225	Alcohol, Ether sol. crystals
Diphenyl Chloro	ClC ₆ H ₄ SO ₂ C ₆ H ₅	Sat.	80	2	X1 Y1 X1 V1 Y1	GBVGG				1					Org. Solvents sol. Crystals
Diphyl DT		100	180	2	X1 Y1 X3 V1 Y1	U1BVGG				1	1				
Divinyl (Butadiene)	H ₂ C=CHHC=CH ₂	100	20	5 Dual	X1 E1 X1 E1 K1 V1 E1	Q1BEGG		1	2	1		Liq. 0.62	-109	-4.4	Liq. Gas sol. Alcohol, Ether; at 0°C=1,2 bar. INFLAMMABLE, IT POLYMERIZES
Doctor Solution (Na-Lead)	Na ₂ PbO ₂	Sat.	80	2	X1 P1 X1 V1 P1	GBPGG	1								
Dodecyl Mercaptan (DDM)	C ₁₂ H ₂₅ SH	100	70	2	X1 E1 G1 V1 E1	EBEGG		1				0.85	-7.5	143	Liq. sol. Methanol, Ether, Benzene, Acetone, Petrol, Ethylacetate
Dodecylbenzene	C ₁₂ H ₂₅ C ₆ H ₅	100	90	2	X1 Y1 G1 V1 Y1	EBVGG				1					

Legend: "the material number codes 6, 7, 8, Y, 1" - 1= Recommended, 2= Suitable, If not indicated, insufficient data or not suitable

Fluid	Chemical formula	Concentration %	Temperature °C	Seal type	Roten code	EN code	P1	E1	N1	Y1	V3	Density kg/dm ³	Melting point °C	Boiling point °C	Notes
Domestic Fuel Oil		100	140	5	X1 Y1 X1 Y1 K1 V1 Y1	Q1BVGG	1			1	1				
Dowanol		100	80	4	X1 X1 C1 X1 V1 C1	GBTGG									
Dowtherm 209		100	90	2	X1 P1 G1 V1 P1	EBPGG	1		2		1			99	
Dowtherm A and E		100	250	RF	X1 X3 X3 A1	U1U1YGG				1	1			(*)	(*) A = 258°C; E = 177°C
Dowtherm various		100	150	4	X1 X1 C1 X3 V1 C1	U1BTGG					1				
Dyeing baths		100	90	5	X1 E1 X1 E1 Z1 V1 E1	VBEGG		1		2					
Dyeing baths		100	140	5	X1 E1 X1 E1 K1 R1 E1	Q1U3EGG		1		2					
EDTA (Ethylenediamine Tetraacetic Acid)	(HOOCCH ₂) ₂ N ₂ C ₂ H ₄ (CH ₂ COOH) ₂	Conc.	90	5	X1 E1 X1 E1 K1 V1 E1	Q1BEGG		1							Hardly sol. crystals in H ₂ O
Egg Yolk		100	20	5	X1 E1 X1 E1 K1 V1 E1	Q1BEGG	1	1		1					
English Salt (Bitter Salt)		Sat.	90	5	X1 P1 X1 P1 K1 V1 P1	Q1BPGG	1	1	1	1					Compound Magnesium Sulphate
Epichlorhydrin	CH ₂ OCH CH ₂ Cl	Sat.	90	4	L1 L1 C1 L1 V1 C1	MBTMM		2				1.17	-58.1	115.2	Liq. mix. org. Solvents; VOLATILE, NARCOTIC
Epichlorhydrin	CH ₂ OCH CH ₂ Cl	30	50	4	X1 X1 C1 X1 V1 C1	GBTGG		2							Liq. mix. org. Solvents; VOLATILE, NARCOTIC
Epoxy Resins		100	140	4Dual	X1 X1 C1 X3 X3 C1	U1U1TGG				2					Washing with solvents
Essential Oil		100	80	2	X1 E1 X1 V1 E1	GBEGG		1							
Esters Plastifying		100	130	4	X1 X1 C1 X3 X3 C1	U1U1TGG		1							
Esters Plasticizers		100	130	4	X1 X1 C1 X3 X3 C1	U1U1TGG		2							
Esteres - Phthalate Esters		100	80	5	X1 E1 X1 E1 Z1 V1 E1	VBEGG		1							
Ethane (Dimethyl)	C ₂ H ₆	100	90	2 Dual	X1 P1 G1 V1 P1	EBPGG	1		2	1	1	Liq. 0.44	-183	-88.6	INFLAMMABLE Gas
Ethane Dibrome	Br CH ₂ CH ₂ Br	100	70	4 Dual	X1 X1 C1 X1 V1 C1	GBTGG						2.18	9.1	131	Solvents sol. liq.
Ethane Dichl. (Ethylene Chloride)	Cl CH ₂ :CH ₂ Cl	100	70	4	X1 X1 C1 X1 V1 C1	GBTGG				2		1.25	-35	83.5	Oily liq. mix. common solvents; INFLAMMABLE
Ethane Dichlortetrafluor	C Cl F ₂ C Cl F ₂	100	40	2	X1 Y1 G1 V1 Y1	EBVGG	1	1	1	1	1		-94	3.55	Liq. Gas
Ethane Tetra-chlordiphenyl (TDE)	(Cl C ₆ H ₄) ₂ CHCHCl ₂	100	140	4	X1 X1 C1 X3 X3 C1	U1U1TGG							110		Org. solvents sol. crystals similar to DDT
Ethane Tetrachlore	CH Cl ₂ CH Cl ₂	100	90	5	X1 Y1 X1 Y1 Z1 V1 Y1	VBVGG				1		1.59	-43	146.5	Liq. sol. Alcohol, Ether, TOXIC, VAPOURS
Ethane Trichlor 1,1,1 Inhibited	CH ₃ CCl ₃	100	40	5	X1 Y1 X1 Y1 K1 V1 Y1	Q1BVGG				1		1.3		75	Liq. sol. Alcohol, Ether
Ethane Trichlore Trifluor (F 113)	C Cl ₂ F CClF ₂	100	40	2	X1 P1 G1 V1 P1	EBPGG	1		1	2		1.42	-36,4	47.6	Liq. VOLATILE, INERT

Legend: "the material number codes 6, 7, 8, Y, 1" - 1= Recommended, 2 = Suitable, If not indicated, insufficient data or not suitable

Fluid	Chemical formula	Concentration %	Temperature °C	Seal type	Rothen code	EN code						Density kg/dm ³	Melting point °C	Boiling point °C	Notes
							P1	E1	N1	Y1	V3				
Ethanol (Ethil Alcohol)	C ₂ H ₅ OH	Conc.	70	2	X1 P1 X1 V1 P1	GBPGG	1	1	1			0.81	-118	78.3	Liq. VOLATILE, INFLAMMABLE, sol. Ether, H ₂ O, Chlorophorm
Ethanolamines (M E A)	NH ₂ CH ₂ CH ₂ OH	Conc.	90	4	X1 X1 C1 X1 V1 C1	GBTGG	2	2	2			1.01	10.5	170.5	Slightly viscous liq. mix. H ₂ O, sol. Alcohol, Chloroph., Carb. Tetrachl.
Ether Acetic (Ethyl Acetate)	CH ₃ COOC ₂ H ₅	Conc.	70	4	X1 X1 C1 X1 V1 C1	GBTGG		2				0.89	-83.6	77	Liq. sol. Alcohol, Ether, Chloroph. INFLAMMABLE
Ether Isopropylic	(CH ₃) ₂ CHOCH(CH ₃) ₂	100	20	4	X1 X1 C1 X1 V1 C1	GBTGG	2					0.72	-88	67.5	VOLATILE, INFLAMMABLE liq.
Ether Petroleum (Ligroine)		100	80	2	X1 P1 G1 V1 P1	EBPGG	1		2	1				20 - 135	Solvent; VOLATILE, INFLAMMABLE, TOXIC
Ether Sulphur (Ethylic)	(C ₂ H ₅) ₂ O	100	20	4	X1 X1 C1 X1 V1 C1	GBTGG						0.7	-116	34.5	Liq. sol. Naphtha, Alcohols, Oils, Benzene, Chlorophorm; INFLAMMABLE, VOLATILE, EXPLOSIVE
Ethyl Acetate (Ether Acetic)	CH ₃ COOC ₂ H ₅	Conc.	70	4	X1 X1 C1 X1 V1 C1	GBTGG		2				0.89	-83.6	77	Liq. sol. Alcohol, Ether, Chlorophorm; INFLAMMABLE
Ethyl Acrylate	CH ₂ :CHCOOC ₂ H ₅	100	90	4	X1 X1 C1 X1 V1 C1	GBTGG		2				0.92	-72	99.4	Liq.; IRRITATING, INFLAMMABLE, IT POLYMERIZES
Ethyl Benzoate (Niobe Oil)	C ₆ H ₅ CO ₂ C ₂ H ₅	100	90	2	X1 Y1 X1 V1 Y1	GBVGG				1		1.04	-32.7	213	Liq. sol. Alcohol, Ether
Ethyl Butirrate	C ₃ H ₇ CO ₂ C ₂ H ₅	Conc.	110	2	X1 E1 X1 V1 E1	GBEGG		1				0.87	-93.3	120.6	Liq. sol. Alcohol, Ether; VOLATILE, INFLAMMABLE
Ethyl Carbinol (Diethyl Carbinol)	CH ₃ CH ₂ CHOHCH ₂ CH ₃	Conc.	100	2	X1 Y1 X1 V1 Y1	GBVGG	1	1	1	1	1	0.82	-75	115.6	Liq. sol. Alcohol, Ether
Ethyl Carbonate (Diethyl Carbonate)	(C ₂ H ₅) ₂ CO ₃	100	90	5	X1 E1 X1 E1 Z1 V1 E1	VBEGG		1				0.97	-43	126	Liq. mix. Alcohols, Ketones, Esters, Aromatic Hydrocarbons
Ethyl Chloride (Chlorethane)	C ₂ H ₅ Cl	100	20	2	X1 P1 G1 V1 P1	EBPGG	1	1	1	1		Liq. 0.92	-140	12.5	Mix. common solvents; VOLATILE, INFLAMMABLE
Ethyl Chlorophormiate (Chlorecarb.)	ClCOOC ₂ H ₅	100	20	5 Dual	X1 Y1 X1 Y1 K1 V1 Y1	Q1BVGG				1		1.13		95	Liq. sol. Alcohol, Benzene, Ether, Chlorophorm; POISONOUS, INFLAMMABLE
Ethyl Ethylene (Butene 1)	CH ₂ CHCH ₂ CH ₃	100	20	2	X1 Y1 G1 V1 Y1	EBVGG	2			1		Liq. 0.59	-185	-6.3	Liq. Gas sol. Org. Solvents; INFLAMMABLE, VOLATILE
Ethyl Hexanol (Octyl. Alcohol)	CH ₃ (CH ₂) ₆ CH ₂ OH	100	70	2	X1 E1 X1 V1 E1	GBEGG	2	1	2	1		0.82	-16	194	Liq. mix. Alcohol, Chlorophorm; Min. Oil
Ethyl Phormiate	HCOOC ₂ H ₅	100	40	5	X1 Y1 X1 Y1 R1 V1 Y1	U3BVGG		2	2	1		0.92	-80.5	54.3	Liq. mix. Benzene, Ether, H ₂ O, Alcohol; INFLAMMABLE
Ethyl Phthalate (DEP)	C ₆ H ₄ (CO ₂ C ₂ H ₅) ₂	100	90	2	X1 E1 X1 V1 E1	GBEGG		1				1.12	-40.5	298	Liq. mix. Alcohol, Ketones, Esters, Aromatic Hydrocarbons
Ethyl Propionate	C ₂ H ₅ COOC ₂ H ₅	100	90	2	X1 E1 X1 V1 E1	GBEGG		1				0.89	-73	99	Liq. sol. Alcohol, Ether; INFLAMMABLE

Legend: "the material number codes 6, 7, 8, Y, 1" - 1= Recommended, 2 = Suitable, If not indicated, insufficient data or not suitable

Fluid	Chemical formula	Concentration %	Temperature °C	Seal type	Roten code	EN code	P1	E1	N1	Y1	V3	Density kg/dm ³	Melting point °C	Boiling point °C	Notes
Ethyl Silicate	(C ₂ H ₅) ₄ SiO ₄	Conc.	70	5	X1 E1 X1 E1 K1 V1 E1	Q1BEGG	1	1	1	1		0.93	-77	168.1	Liq. sol. Alcohol; INFLAMMABLE
Ethyl Sulphate	(C ₂ H ₅) ₂ SO ₄	Conc.	70	5	X1 E1 X1 E1 K1 V1 E1	Q1BEGG		1				1.18	-24.4	208	Liq. sol. Alcohol, Ether
Ethylene (Ethene)	H ₂ C : CH ₂	Conc.	20	2 Dual	X1 P1 G1 V1 P1	EBPGG	1				1	Liq. 0.6	-169	-102.5	INFLAMMABLE, EXPLOSIVE Gas
Ethylene Chlore (Vinyl Chloride)	CH ₂ : CH Cl	100	30	5	X1 Y1 X1 Y1 R1 V1 Y1	U3BVGG				1		Liq. 0.91	-159.7	-13.9	Liq. Gas sol. Alcohol, Ether; INFLAMMABLE - Liq. at 3 bar
Ethylene Chloride (Monochl., Dichl. Ethane)	Cl CH ₂ : CH ₂ Cl	Conc.	70	4	X1 X1 C1 X1 V1 C1	GBTGG				2		1.25	-35	83.5	Oily liq. mix. common Solvents; INFLAMMABLE
Ethylene Dimethyl	(CH ₃) ₂ CCH ₂	Conc.	20	2	X1 Y1 G1 V1 Y1	EBVGG	2			1		0.6	-139	-6.9	Gas sol. Org. Solvents; VOLATILE, INFLAMMABLE
Ethylene Glycol	CH ₂ OH CH ₂ OH	Conc.	120	5	X1 E1 X1 E1 K1 V3 E1	Q1AEGG	1	1	1	1	1	1.1	-13.5	197	Liq. sol. in H ₂ O, Ether, Alcohol - Pure without inhibitors
Ethylene Oxyde (ETO)	CH ₂ CH ₂ O	Conc.	20	4	X1 X1 C1 X1 V1 C1	GBTGG						Liq. 0.87	-111.3	10.7	Gas sol. H ₂ O, common solvents, INFLAMMABLE
Ethylenebichloride (Dichlore)	Cl HC : CH C ₂	100	20	2	X1 Y1 G1 V1 Y1	EBVGG				1		1.25		47 - 60	Liq. sol. Organic Solvents; TOXIC
Ethylenediamine	NH ₂ CH ₂ CH ₂ NH ₂	Conc.	40	2	X1 E1 X1 V1 E1	GBEGG	1	1				0.89	8.5	117	Alkaline liq. sol. H ₂ O, Alcohol; VOLATILE
Ethylenediamine Tetraacetic Acid (EDTA)	(HOOCCH ₂) ₂ N ₂ C ₂ H ₄ (CH ₂ COOH) ₂	Conc.	90	5	X1 E1 X1 E1 K1 V1 E1	Q1BEGG		1							Hardly sol. crystals in H ₂ O
Ethyleneperchl. (Tetrachl.)	Cl ₂ C : C Cl ₂	Conc.	70	5	X1 Y1 X1 Y1 Z1 V1 Y1	VBVGG				1		1.6	-22.4	121	Liq. mix. Alcohol, Ether, Oils; TOXIC
Extinguishing Oil		100	80	2	X1 P1 G1 V1 P1	EBPGG	1				1				
Fats		100	80	5	X1 P1 X1 P1 K1 V1 P1	Q1BPGG	1				1				
Fats - Animal Fats		100	160	5	X1 Y1 X1 Y1 K1 R1 Y1	Q1U3VGG	1	2	2	1					
Fats - Mineral Fats		100	80	2	X1 P1 G1 V1 P1	EBPGG	1		2	1	1				
Fats - Silicone Fats		100	80	2	X1 E1 G1 V1 E1	EBEGG	1	1	1	1	1				
Fats - Vegetal Fats		100	80	2	X1 P1 G1 V1 P1	EBPGG	1	1	2	1					
Ferric Phosphate	Fe PO ₄ + 4H ₂ O	Sat.	70	5	X1 E1 X1 E1 K1 V1 E1	Q1BEGG		1							H ₂ O non sol. powder; sol. in mineral acids
Ferric Chloride	Fe Cl ₃	Sat.	20	7	X1 Y1 Z1 C4 Y1 H1 X1	VY1VGG	1	1	2	1		2.89	300		Solid sol. H ₂ O, Alcohol, Glycerol, Methanol, Ether
Ferric Chloride and Aniline		Sat.	20	7	X1 E1 Z1 C4 E1 H1 X1	VY1EGG		1							
Ferric Sulphate	Fe(SO ₄) ₃ - 9H ₂ O	Sat.	100	5	X1 E1 X1 E1 Z1 V1 E1	VBEGG		1				2.09			H ₂ O sol. powder
Ferric Sulphate + Lime		Sat.	100	5	X1 E1 X1 E1 K1 V1 E1	Q1BEGG		1							Powder sol. H ₂ O

Legend: "the material number codes 6, 7, 8, Y, 1" - 1= Recommended, 2 = Suitable, If not indicated, insufficient data or not suitable

Fluid	Chemical formula	Concentration %	Temperature °C	Seal type	Roten code	EN code	P1	E1	N1	Y1	V3	Density kg/dm ³	Melting point °C	Boiling point °C	Notes
Ferrous Sulphate	Fe SO ₄ - 7H ₂ O	Sat.	110	5	X1 E1 X1 E1 Z1 V1 E1	VBEGG	1					1.89	64		Crystals sol. H ₂ O
Ferrous Sulphur	Fe S	10	60	5	X1 E1 X1 E1 Z1 V1 E1	VBEGG	1					4.75	1195		Grains sol. Acids
Ferrous Sulphur+HCl		Sat.	30	5	L1 Y1 L1 Y1 K1 K1 Y1	Q1Q1VMM				1					
Fertilizers		Sat.	60	5	X1 Y1 X1 Y1 K1 R1 Y1	Q1U3VGG				1					
Fixing Bath (Photogr.)		100	40	7	X1 E1 Z1 C4 E1 H1 X1	VY1EGG	1								
Fluid Silicon		100	90	4	X1 X1 C1 X1 V1 C1	GBTGG									
Fluoborate Acid Solution		10	30	5	X1 P1 X1 P1 Z1 V1 P1	VBPGG	1	2							
Fluoboric Acid	H B F ₄	20	30	5 Dual	L1 Y1 L1 Y1 K1 K1 Y1	Q1Q1VMM				1		1.84		130	Liq. mix. H ₂ O, Alcohol
Fluobrene		100	70	4	X1 X1 C1 X1 V1 C1	GBTGG				2					FIRE - FIGHTING
Fluosilicic Acid	H ₂ Si F ₆	5	50	5	L1 Y1 L1 Y1 K1 V1 Y1	Q1BVMM	2	1	2	1					Liq. sol. H ₂ O, POISONOUS
Foam (Extinguishing Agent)		100	70	2 Dual	X1 P1 X3 X3 P1	U1U1PGG	1								
Food Oxidant Broth		100	90	5	X1 E1 X1 E1 Z1 V1 E1	VBEGG	1	1		1					
Food Medium Fermentators		20	40	5	X1 E1 X1 E1 K1 R1 E1	Q1U3EGG		1		1					
Formaldehyde (Formol)	HCHO	Sat.	30	4	X1 X1 C1 X3 X3 C1	U1U1TGG		2				1.08 Air 1	-118	-19	Liq. Gas sol. H ₂ O, Ether, Alcohol; POISONOUS, IT POLYMERIZES
Formalin	HCHO at 37%	100	30	4	X1 X1 C1 X1 V1 C1	GBTGG		2				1.07		98	Contains Methylc Alcohol to avoid polymerisation
Formamide	HCONH ₂	100	120	5	X1 E1 X1 E1 K1 V1 E1	Q1BEGG		1				1.14	2.5	200	Oily liq. sol. H ₂ O, Alcohol
Formic Acid	HCOOH	10	50	5	L1 E1 L1 E1 K1 V1 E1	Q1BEMM		1				1.22	8.3	100.8	Liq. sol. H ₂ O, Alcohol, Ether; CAUSTIC, EXPLOSIVE VAPOURS
Formic Acid	HCOOH	1	20	5	X1 E1 X1 E1 K1 V1 E1	Q1BEGG		1							Liq. sol. H ₂ O, Alcohol, Ether
Formic Aldehyde (Liq. gas)	HCOH	Sat.	30	4	X1 X1 C1 X3 X3 C1	U1U1TGG		2				1.08 Air 1	-118	-19	Gas sol. H ₂ O, Ether, Alcohol; POISONOUS, IT POLYMERIZES
Fossil Meal		10	80	2	X1 E1 X3 X3 E1	U1U1EGG	1	1		1					Diatom Silica
Freon 11 (Trichlorofluoromethane)	C Cl ₃ F	100	60	4	X1 X1 C1 X3 V1 C1	U1BTGG	2			2	1	1.5	-111	23.7	Extinguishing liq.; VOLATILE
Freon 12 (Dichlorodifluoromethane)	C Cl ₂ F ₂	100	40	2	X1 N1 G1 V1 N1	EBNGG	1	2	1	1	1	Liq. 1.4	-158	-29.8	Liq. Gas sol. org. solvents. Less in H ₂ O
Freon 13 (Chlorotrifluoromethane)	C Cl F ₃	100	40	2	X1 N1 X3 V1 N1	U1BNGG	1	1	1	1	1		-181	-81	Liq. Gas
Freon 14 (Tetrafluoromethane)	CF ₄	100	40	2	X1 N1 X3 V1 N1	U1BNGG	1	1	1	1	1	Liq. 1.96	-184	-128	Liq. Gas

Legend: "the material number codes 6, 7, 8, Y, 1" - 1= Recommended, 2 = Suitable, If not indicated, insufficient data or not suitable

Fluid	Chemical formula	Concentration %	Temperature °C	Seal type	Roten code	EN code	P1	E1	N1	Y1	V3	Density kg/dm ³	Melting point °C	Boiling point °C	Notes
Freon 21 (Dichlorofluoromethane)	CH Cl ₂ F	100	40	4	X1 X1 C1 X3 V1 C1	U1BTGG			2			Liq.1.42	-135	8.9	Liquid Gas sol. Alcohol, Ether
Freon 22 (Chloro- difluoromethane)	CH Cl F ₂	100	40	2	X1 N1 G1 V1 N1	EBNGG		1	1		1		-160	-40.8	Liq. Gas
Freon 112	C Cl ₂ FCCl ₂ F	100	40	2	X1 Y1 G1 V1 Y1	EBVGG	2		21						VOLATILE INERT liquid
Freon 113 (Trichloro- trifluoroethane)	C Cl ₂ FCClF ₂	100	40	2	X1 P1 G1 V1 P1	EBPGG	1		1	2		Liq. 1.42	-36.4	47.6	VOLATILE INERT liquid
Freon 114 (Dichloro- tetrafluoroethane)	C Cl F ₂ C Cl F ₂	100	40	2	X1 Y1 G1 V1 Y1	EBVGG	1	1	1	1			-94	3.55	Liq. Gas
Freon 115 (Chloro- pentafluoroethane)	C Cl F ₂ CF ₃	100	40	2	X1 Y1 G1 V1 Y1	EBVGG	1	1	1	1			-106	-38.7	Liq. Gas sol. Alcohol, Ether
Freon 502		100	40	2	X1 N1 G1 V1 N1	EBNGG					1				
Freon and refrigerating oil		100	-70	RF	X1 J1 V2 A1	KBYGG					1				
Freon and refrigerating oil		100	-20	2	X1 N1 G1 V1 N1	EBNGG			1	2	1				
Freon C318 (Octa- fluorocyclobutane)	C ₄ F ₈	100	40	2	X1 N1 G1 V1 N1	EBNGG	1	1	1	2	1	Liq. 1.81	-41.4	6.04	Liq. Gas
Freon TF (Freon 113)	C Cl ₂ FCClF ₂	100	40	2	X1 P1 G1 V1 P1	EBPGG	1		1	2		Liq. 1.42	-36.4	47.6	VOLATILE INERT liquid
Freon TMS		100	40	4	X1 X1 C1 X3 V1 C1	U1BTGG						1.48		39.7	Mixture of F113 + Methylalcohol
Fruit Juice		100	80	5	X1 E1 X1 E1 Z1 V1 E1	VBEGG	1	1		1					
Fruit Juice + Sulph. Anhydride		100	80	5	X1 E1 X1 E1 Z1 V1 E1	VBEGG		1							
Fuel Oil		100	140	5	X1 Y1 X1 Y1 K1 V1 Y1	Q1BVGG	1				1				
Fuel Oil and Gas		100	140	5	X1 Y1 X1 Y1 K1 V1 Y1	Q1BVGG	1				1				
Fuel Aromatic		100	140	5	X1 Y1 X1 Y1 K1 V1 Y1	Q1BVGG					1				
Fuel-Gas		100	30	2 Dual	X1 P1 G1 V1 P1	EBPGG	1			1	1				
Fuel Jet Aircraft (JP)		100	50	2	X1 Y1 G1 V1 Y1	EBVGG					1				
Fumaric Acid	C ₄ H ₄ O ₄	Sat.	60	5	X1 Y1 X1 Y1 K1 V1 Y1	Q1BVGG	1		2	1		1.63	287		Cryst. sol. H ₂ O, Alcohol
Fuming Sulfuric Acid (Oleum)	H ₂ SO ₄ . SO ₃	100	40	5	L1 Y1 L1 Y1 K1 K1 Y1	Q1Q1VMM					1				Oily liq. - mix. H ₂ O with exothermic reaction - SCALDING
Fungicide		Sat.	30	5	X1 Y1 X1 Y1 K1 R1 Y1	Q1U3VGG					1				
Furfural Aldehyde (Furole)	C ₄ H ₃ OCOH	100	140	4	X1 X1 C1 X3 X3 C1	U1U1TGG		2				1.16	-36.5	161.7	Liq. sol. Alcohol, Ether, Benzene, at 8,3% in H ₂ O
Gallic Acid	C ₇ H ₆ O ₅ -H ₂ O	Sat.	70	5	X1 Y1 X1 Y1 Z1 V1 Y1	VBVGG	2	2	2	1		1.69	222		Cryst. sol. Alcohol, Glycerol
Galvanic Solutions		Sat.	40	5	X1 Y1 X1 Y1 Z1 C4 Y1	VY1VGG					1				

The data shown can be changed to reflect any improvement without notice.

Legend: "the material number codes 6, 7, 8, Y, 1" - 1= Recommended, 2 = Suitable, If not indicated, insufficient data or not suitable

Fluid	Chemical formula	Concentration %	Temperature °C	Seal type	Roten code	EN code	P1	E1	N1	Y1	V3	Density kg/dm ³	Melting point °C	Boiling point °C	Notes
Gas Oil		100	110	2	X1 Y1 G1 V3 Y1	EAVGG				1	1				
Gasolene		100	30	2	X1 Y1 G1 V1 Y1	EBVGG	1		2	1	1	0.65		40	
Glacial Acetic Acid	CH ₃ CO OH	99.8	>17	4	X1 X1 C1 X1 V1 C1	GBTGG		2				1.05	16.6	118	Acetic Acid 99,8%; SCALDING
Glauber Salt (Sodium Sulfate decahydrate)	Na ₂ SO ₄ - 10H ₂ O	Sat.	70	5	X1 Y1 X1 Y1 K1 R1 Y1	Q1U3VGG		2	2	1		1.46	33		H ₂ O, Glycerine sol. Crystals
Glucose (20% H ₂ O)	C ₆ H ₁₂ O ₆ - H ₂ O	20	90	5	X1 E1 X1 E1 K1 R1 E1	Q1U3EGG	1	1	1	1					Liq. sol. H ₂ O, Glycerine
Glue		100	30	4 Dual	X1 X1 C1 X3 X3 C1	U1U1TGG									
Glutamic Acid	C ₅ H ₉ NO ₄	20	80	5	L1 E1 L1 E1 Z1 V1 E1	VBEMM		1				1.5	225		Cryst. sol. H ₂ O
Glutamic Acid + HCl traces		20	80	7	X1 E1 Z1 V2 E1 H1 X1	VBEGG		1							
Glutaric Acid	C ₅ H ₈ O ₄	Sat.	70	5	X1 P1 X1 P1 K1 V1 P1	Q1BPGG	1						97	302	Cryst. sol. H ₂ O, Alcohol, Ether
Glycerine (Glycerol)	C ₃ H ₅ (OH) ₃	100	140	5	X1 Y1 X1 Y1 K1 V1 Y1	Q1BVGG	1	1	1	1	1	1.26	18	290	H ₂ O and Alcohol sol. liq.
Glycerol-Phthamic Resins		100	120	2 Dual	X1 E1 X3 X3 E1	U1U1EGG		1							Washing with solvent
Glycols		100	140	5	X1 E1 X1 E1 K1 V3 E1	Q1AEGG	1	1	1	1	1				Pure, without inhibitors
Grappa Brandy		100	40	2	X1 E1 X1 V1 E1	GBEGG	1	1	1	1					
Green Fuel - Gasoline Super (with MTBE)		100	50	5	X1 Y5 X1 Y5 K1 V3 Y5	Q1AVGG									Y5 = Special FPM - (MTBE<3%)
Green Vitriol (Iron Sulphate)	Fe SO ₄ - 7H ₂ O	Sat.	60	5	X1 E1 X1 E1 Z1 V1 E1	VBEGG		1				1.89	64		Crystals soluble in H ₂ O
Heating water	H ₂ O	100	90	5	X1 E1 X1 E1 Z1 V1 E1	VBEGG	1	1	2	1	1				With Polisphosphates, filming Amines
Heavy Oil		100	80	5	X1 P1 X1 P1 K1 K1 P1	Q1Q1PGG	1			1	1				
Helium Gas	He	100	20	5 Dual	X1 E1 X1 E1 K1 V1 E1	Q1BEGG	1	1	1	1	1	0.138 Air 1	-272	-269	Inert Gas
Heptane	CH ₃ (CH ₂) ₅ CH ₃	100	70	2	X1 P1 G1 V1 P1	EBPGG	1		2	1	1	0.68	-90.5	98.4	Liq. sol. Alcohol, Ether, Chloroform; VOLATILE, INFLAMMABLE
Heptene	C ₇ H ₁₄	100	70	2	X1 P1 G1 V1 P1	EBPGG	1				1	0.69	-119.2	93.3	Liq. sol. Alcohol, Acetone, Petroleum, Ether, Hydroc.
Herbicides Liquids		Sat.	20	4	L1 L1 C1 L1 V1 C1	MBTMM									
Hexachloracetone		100	40	45	L1 L1 C1 L1 C1 K1 C4 C1	Q1Y1TMM									
Hexane	CH ₃ (CH ₂) ₄ CH ₃	100	30	2	X1 P1 G1 V1 P1	EBPGG	1		2	1	1	0.65	-95	68.7	Liq. sol. Alcohol, Ether, Acetone; VOLATILE, INFLAMMABLE
Hexone (Methyl Isobutyl Chetone - MEC)	(CH ₃) ₂ CH CH ₂ CO CH ₃	100	40	4	X1 X1 C1 X3 X3 C1	U1U1TGG						0.8	-80.4	115.8	Liq. mix organic solvents INFLAMMABLE
Hydraulic Brakes Oil (Vegetable)		100	80	2	X1 E1 G1 V1 E1	EBEGG		1		2	1				

The data shown can be changed to reflect any improvement without notice.

Legend: "the material number codes 6, 7, 8, Y, 1" - 1= Recommended, 2 = Suitable, If not indicated, insufficient data or not suitable

Fluid	Chemical formula	Concentration %	Temperature °C	Seal type	Roten code	EN code						Density kg/dm ³	Melting point °C	Boiling point °C	Notes
							P1	E1	N1	Y1	V3				
Hydraulic Oil (Petroleum Base)		100	80	2	X1 Y1 G1 V1 Y1	EBVGG	1		2	1	1				
Hydraulic Oil (Veg.)		100	80	2	X1 E1 G1 V1 E1	EBEGG		1	2		1				
Hydrazine	H ₂ N NH ₂	100	70	2	X1 E1 X1 V1 E1	GBEGG	2	1	2			1.00	2.0	113.5	Liquid mixable with H ₂ O, Alcohol; TOXIC VAPOURS
Hydrobromic Acid	H Br	48	40	5	L1 Y1 L1 Y1 K1 K1 Y1	Q1Q1VMM		1		1		2.7 Air 1	-86	-66.4	Water solution - HBr 48% in H ₂ O
Hydrobromic Acid with Brome		48	40	5	L1 Y1 L1 Y1 K1 K1 Y1	Q1Q1VMM				1					
Hydrocarbons (Aliphatic)		100	90	2	X1 P1 G1 V1 P1	EBPGG	1		2		1				
Hydrocarbons (Aromatic)		100	30	2	X1 Y1 G1 V3 Y1	EAVGG					1	1			
Hydrochloric Acid	H Cl	Sat.	37	7	X1 Y1 Z1 V2 Y1 H1 X1	VBVGG					1	1.1 Air 1	-114	-85	Gas sol. H ₂ O, Alcohol, Ether; POISONOUS, CAUSTIC
Hydrochloric Acid (Muriatic)	H Cl	38	37	7	X1 Y1 Z1 V2 Y1 H1 X1	VBVGG					1	1.1 Air 1	-114	-85	38% Gas in H ₂ O - Solution; POISONOUS, CAUSTIC
Hydrocyanic Acid (Prussic)	H CN	99	<25	5 Dual	X1 E1 X1 E1 K1 V1 E1	Q1BEGG	2	1	2	1		0.69	-13	26	Liq. sol. H ₂ O, Alcohol, Ether; EXPLOSIVE, POISONOUS VAPOURS
Hydrocyanite		100	80	5	X1 P1 X1 P1 Z1 V1 P1	VBPGG	1								
Hydrofluoric Acid	HF	20	20	7 Dual	X1 F1 K1 V2 F1 H1 X1	Q1BXGG					1	0.99	-83	19.5	Liq. or gas sol. H ₂ O, POISONOUS, SCALDING
Hydrogen	H	100	20	5 Dual	X1 E1 X1 E1 K1 K1 E1	Q1Q1EGG	1	1	1	1		0.07 Air 1	-259	-252	Hardly sol. Gas in H ₂ O; INFLAMMABLE - EXPLOSIVE
Hydrogen Chloride	H Cl	Sat.	37	7	X1 Y1 Z1 V2 Y1 H1 X1	VBVGG					1	1.2 Air 1	-114	-85	Gas sol. H ₂ O, Alcohol, Ether; POISONOUS, CAUSTIC
Hydrogen Cyanide (Hydrocyanic acid)	H CN	99	<25	5 Dual	X1 E1 X1 E1 K1 V1 E1	Q1BEGG	2	1	2	1		Liq. 0.69	-13	26	Liquid sol. in H ₂ O, Alcohol, Ether; EXPLOSIVE, POISONOUS VAPOURS
Hydrogen fluoride (Hydrofluoric acid)	HF	20	20	7 Dual	X1 F1 K1 V2 F1 H1 X1	Q1BXGG					1	Liq. 0.99	-83	19.5	Liq. or Gas sol. in H ₂ O; POISONOUS, SCALDING
Hydrogen Peroxide	H ₂ O ₂	90	30	5	X1 Y1 X1 Y1 K1 K1 Y1	Q1Q1VGG					1	1,45	-2	150	Liq. sol. H ₂ O, Alcohol; SCALDING
Hydrogen Sulphurate (Sulphide)	H ₂ S	100	20	5 Dual	X1 E1 X1 E1 K1 K1 E1	Q1Q1EGG		1	2			1.2 Air 1	-84	-60	Gas sol. in H ₂ O, Alcohol; POISONOUS, INFLAMMABLE, EXPLOSIVE
Hydroquinone	C ₆ H ₄ (OH) ₂	Sat.	80	4	X1 X1 C1 X3 X3 C1	U1U1TGG					2	1.33	170	285	Cristals sol. in H ₂ O, Alcohol, Ether
Hydrosulphuric Acid	H ₂ S	100	20	5 Dual	X1 E1 X1 E1 K1 K1 E1	Q1Q1EGG		1	2			1.2 Air 1	-84	-60	Gas solub. H ₂ O, Alcohol; EXPLOSIVE, INFLAMMABLE, POISONOUS

The data shown can be changed to reflect any improvement without notice.

Legend: "the material number codes 6, 7, 8, Y, 1" - 1= Recommended, 2 = Suitable, If not indicated, insufficient data or not suitable

Fluid	Chemical formula	Concentration %	Temperature °C	Seal type	Rothen code	EN code	P1	E1	N1	Y1	V3	Density kg/dm ³	Melting point °C	Boiling point °C	Notes
Ice Cream		100	20	5	X1 E1 X1 E1 K1 K1 E1	Q1Q1EGG		1		1					
Illuminating Gas		100	20	2 Dual	X1 Y1 G1 V1 Y1	EBVGG				1	1	0.45 Air 1			Mixture of Gas H + CO +N + Methane
Inert Gas		100	40	2 Dual	X1 P1 G1 V1 P1	EBPGG	1			1	1				
Ink for ballpoint pen		100	30	4	X1 X1 C1 X3 V1 C1	U1BTGG									
Ink, Alcohol Ink		100	30	5	X1 E1 X1 E1 Z1 V1 E1	VBEGG		1							
Ink, Waterink		100	30	5	X1 Y1 X1 Y1 Z1 V1 Y1	VBVGG				1					
Insecticide		100	70	5	X1 Y1 X1 Y1 K1 K1 Y1	Q1Q1VGG				1					
Iodine - Dry Iodine	I	10	80	5 Dual	X1 Y1 X1 Y1 K1 K1 Y1	Q1Q1VGG	2	2		1		4.98	113.5	184	Flakes sol. in Glycerol, Alcohol, Ether, C. Disulphide; POISONOUS
Iodine - Tincture of Iodine		100	30	5	X1 Y1 X1 Y1 K1 K1 Y1	Q1Q1VGG				1					I + Na Jodure solution in Alcohol
Iodophorm	CHI ₃	10	90	4 Dual	X1 X1 C1 X1 V1 C1	GBTGG						4.1	115		Powder sol. in Alcohol, Chlorophorm, Glycerol; NO in H ₂ O
Isobutane (Liquid Gas)	(CH ₃) ₂ CH CH ₃	100	30	2	X1 P1 G1 V1 P1	EBPGG	1			1	1	Liq. 0.55	-159.6	-11.7	Liq. Gas sol. Ether; INFLAMMABLE
Isobutylmethylketone		100	70	4	X1 X1 C1 X3 X3 C1	U1U1TGG									
Isobutirric Aldehyde	(CH ₃) ₂ CH CHO	100	60	4	X1 X1 C1 X1 V1 C1	GBTGG		2				0.79	-66	64	Liq. sol. Alcohol; Ether
Isobutylene (Dimethylethylene)	(CH ₃) ₂ C CH ₂	Conc.	20	2	X1 Y1 G1 V1 Y1	EBVGG	2			1		0.6	-139	-6.9	Liq. sol. in Organic solvents; VOLATILE, INFLAMMABLE
Isocyanates - Organic Isocyanates		100	70	2 Dual	X1 Y1 X3 X3 Y1	U1U1VGG				1					BECOMES SOLID IN AIR
Isopentane	(CH ₃) ₂ CHCH ₂ CH ₃	100	30	2	X1 P1 G1 V1 P1	EBPGG	1				1	0.61	-160	27.8	Liq. sol. Hydrocarbons, Oils, Ether; VOLATILE, INFLAMMABLE
Isophorone	C ₉ H ₁₄ O	100	40	2	X1 E1 X1 V1 E1	GBEGG		1				0.92	- 8.1	215	Liq. solvent for vinylic resins. Low sol. in H ₂ O
Isopropanol (Isopropyl Alcohol)	(CH ₃) ₂ CHOH	100	80	2	X1 E1 X1 V1 E1	GBEGG	2	1	2	1		0.78	-86	82.4	Liq. sol. H ₂ O, Alcohol, Ether; INFLAMMABLE
Isopropylacetate	CH ₃ COOCH(CH ₃) ₂	100	80	4	X1 X1 C1 X1 V1 C1	GBTGG						0.86	-73.4	89.4	Liquid mix. org. solvents; INFLAMMABLE
Isopropylamine	(CH ₃) ₂ CH NH ₂	100	30	4	X1 X1 C1 X1 V1 C1	GBTGG						0.7	-111	39	VOLATILE Mix. H ₂ O, Alcohol, Ether
Isopropylbenzene (Cumene)	C ₆ H ₅ C(CH ₃) ₂	100	70	2	X1 Y1 X1 V1 Y1	GBVGG				1		0.86	-96	152.7	Liq. sol. Alcohol, Ether, Benzene, Carbon Tetrachloride
Isopropylnitrate	(CH ₃) ₂ CH NO ₃	100	90	4	X1 X1 C1 X1 V1 C1	GBTGG								102	INFLAMMABLE liquid
J.P. 1-4-5-6		100	50	2	X1 Y1 G1 V1 Y1	EBVGG	1		2	1	1	0.81		186-300	

The data shown can be changed to reflect any improvement without notice.

Legend: "the material number codes 6, 7, 8, Y, 1" - 1= Recommended, 2 = Suitable, If not indicated, insufficient data or not suitable

Fluid	Chemical formula	Concentration %	Temperature °C	Seal type	Roten code	EN code	P1	E1	N1	Y1	V3	Density kg/dm ³	Melting point °C	Boiling point °C	Notes
Jelly		100	140	5	X1 Y1 X1 Y1 K1 R1 Y1	Q1U3VGG	1	1	1	1					
Jet Fuel		100	50	2	X1 Y1 G1 V1 Y1	EBVGG			2	1	1	0.81		186-300	
Kerosene		100	50	2	X1 Y1 G1 V1 Y1	EBVGG			2	1	1	0.81		150-300	
Ketchup		100	90	5	X1 Y1 X1 Y1 K1 R1 Y1	Q1U3VGG	1	1		1					
Ketones		100	70	2	X1 E1 X1 V1 E1	GBEGG		1							
Kraftgas (Producer gas)		100	50	2 Dual	X1 P1 G1 V1 P1	EBPGG	1		2	1	1				Mixture 3/4 Airgas + 1/4 Water Gas
Lactams		100	130	4	X1 X1 C1 X3 X3 C1	U1U1TGG		2	2						
Lactic Acid	C ₃ H ₆ O ₃	100	80	2	X1 Y1 X1 V1 Y1	GBVGG				1		1.2	18	122	Liq. mix. H ₂ O, Alcohol, Glycerine
Lacker Solvents		100	90	4	X1 X1 C1 X1 V1 C1	GBTGG									
Lanolin		100	80	5	X1 Y1 X1 Y1 R1 V1 Y1	U3BVGG				1					
Latex		100	20	4 Dual	X1 X1 C1 X3 X3 C1	U1U1TGG									
Lauric Acid	C ₁₂ H ₂₄ O ₂	Sat.	50	45	X1 X1 C1 X1 C1 Z1 V1 C1	VBTTGG						1.41	44	225	Powder. sol. Alcohol, Ether, no H ₂ O
Lead Nitrate	Pb(NO ₃) ₂	Sat.	80	5	X1 Y1 X1 Y1 K1 V1 Y1	Q1BVGG	1	1	1	1		4.53			Crystals sol. in H ₂ O, Alcohol; POISONOUS
Lead Tetraethyl	Pb(C ₂ H ₅) ₄	100	80	2	X1 Y1 G1 V1 Y1	EBVGG	2		2	1		1.65	-136	200	Oily liquid; POISONOUS
Leaving agents		100	40	5 Dual	X1 E1 X1 E1 K1 R1 E1	Q1U3EGG		1							
Lecithin		100	120	4	X1 X1 C1 X3 V1 C1	U1BTGG									
Light Oil		100	80	2	X1 P1 G1 V1 P1	EBPGG	1			1	1				
Light Petrol		100	50	2	X1 Y1 G1 V1 Y1	EBVGG	1			1	1				Liq. VOLATILE, INFLAMMABLE
Ligroine (Petroleum Ether)		100	80	2	X1 P1 G1 V1 P1	EBPGG	1		2	1				20 -135	Solvent liquid VOLATILE, INFLAMMABLE, TOXIC
Lime (Dirty)		Sat.	80	5 Dual	X1 E1 X1 E1 K1 R1 E1	Q1U3EGG	1	1	2	1					
Lime (Slaked)	Ca(OH) ₂	Sat.	80	5 Dual	X1 E1 X1 E1 K1 R1 E1	Q1U3EGG	1	1	2	1		2.23			Powder sol. in Glycerine, less in H ₂ O
Lime and Water	Ca(OH) ₂	10	80	5	X1 E1 X1 E1 K1 R1 E1	Q1U3EGG	1	1	2	1		2.23			
Lime Milk		Sat.	80	5 Dual	X1 E1 X1 E1 K1 R1 E1	Q1U3EGG	1	1	2	1					
Linseed Oil		100	80	2	X1 P1 X1 V1 P1	GBPGG	1		2	1		0.94			
Liq. Sulphur (Melted)		100	>112	5 Dual	X1 Y1 X1 Y1 K1 R1 Y1	Q1U3VGG		1	2	1					
Liqueurs		100	60	2	X1 P1 X1 V1 P1	GBPGG	1	1	1	1					
Liquid Carbon Dioxyde	CO ₂	100	-25	5	X1 E1 X1 E1 R1 V1 E1	U3BEGG	1	1	2	2		1.1 (-37°C)	-56.6*		*5,2 bar - Sol. H ₂ O, Alcohol, Acetone

The data shown can be changed to reflect any improvement without notice.

Legend: "the material number codes 6, 7, 8, Y, 1" - 1= Recommended, 2 = Suitable, If not indicated, insufficient data or not suitable

Fluid	Chemical formula	Concentration %	Temperature °C	Seal type	Rothen code	EN code						Density kg/dm ³	Melting point °C	Boiling point °C	Notes
							P1	E1	N1	Y1	V3				
Liquid Gas (GPL) (Dimethylmethane)	C ₃ H ₈	100	30	2	X1 Y1 G1 V1 Y1	EBVGG	1		2	1	1	Liq. 0.5	-190	-42,5	Liq. sol. Ether, Alcohol; INFLAMMABLE, at 20°C - 8,4 bar
Liquid Soap		100	140	5	X1 E1 X1 E1 K1 V1 E1	Q1BEGG	1	1	2	1					
Lithium Bromide	Li Br	Sat.	40	5	L1 P1 L1 P1 K1 V1 P1	Q1BPMM	1					3.4	547		H ₂ O, Ether sol. Crystals
Lithium Chloride	Li Cl	40	30	5	L1 Y1 L1 Y1 K1 V1 Y1	Q1BVMM				1		2.06	614		H ₂ O, Ether sol. Crystals
Lockeed Liquid		100	80	2	X1 E1 G1 V1 E1	EBEGG		1			1				
Lubricants, Animal Lubricants		100	80	2	X1 P1 G1 V1 P1	EBPGG	1	2	2	1					
Lubricants, Mineral Lubricants		100	80	2	X1 P1 G1 V1 P1	EBPGG	1		2	1	1				
Lubricants, Vegetal Lubricants		100	80	2	X1 P1 G1 V1 P1	EBPGG	1	1	2	1	1				
Lubricating Oil		100	80	2	X1 P1 G1 V1 P1	EBPGG	1				1				
Lubricating Oil and Alcohol		100	80	2	X1 P1 G1 V1 P1	EBPGG	1				1				
Lye (not caustic)		Sat.	70	5	X1 E1 X1 E1 K1 V1 E1	Q1BEGG	1	1	1	2					
Lye P3		5	70	5	X1 E1 X1 E1 K1 V1 E1	Q1BEGG	1	1	1	2					
Lysophorm		100	40	4	X1 X1 C1 X1 V1 C1	GBTGG		2							
Magnesium and Lime		50	60	5 Dual	X1 P1 X1 P1 K1 R1 P1	Q1U3PGG	1	1	2	1					
Magnesium Chloride	Mg Cl ₂ . 6H ₂ O	Sat.	40	5	L1 P1 L1 P1 Z1 V1 P1	VBPMM	1	1	1	1		1.56	116		H ₂ O, Alcohol sol. Crystals
Magnesium Chloride	Mg Cl ₂ . 6H ₂ O	5	20	5	X1 P1 X1 P1 Z1 V1 P1	VBPGG	1	1	1	1		1.56	116		H ₂ O, Alcohol sol. Crystals
Magnesium Hydroxyde	Mg(OH) ₂	Sat.	70	5	X1 E1 X1 E1 Z1 V1 E1	VBEGG	2	1	2	1		2.3	350		Powder sol. Ammonium Salts solutions, diluted Acids
Magesium Nitrate	Mg(NO ₃) ₂ .6H ₂ O	10	20	5	X1 P1 X1 P1 Z1 V1 P1	VBPGG	1					1,6	89		Crystals sol. H ₂ O, Alchol; Strongly Oxidating
Magnesium Sulphate	Mg SO ₄ . 7H ₂ O	Sat.	20	5	X1 P1 X1 P1 R1 V1 P1	U3BPGG	1	1	1	1		1.67			Crystals sol. H ₂ O, Glycerol
Maize Wheat + H ₂ O		30	40	2	X1 P1 X3 X3 P1	U1U1PGG	1	1	1	1					
Malathion		100	30	5 Dual	X1 Y1 X1 Y1 Z1 V1 Y1	VBVGG	2			1		1.2	2.85	156	Liq. TOXIC VAPOURS, IRRITATING
Maleic Acid	C ₄ H ₄ O ₄	Sat.	70	5	X1 Y1 X1 Y1 K1 R1 Y1	Q1U3VGG				1		1.59	150		H ₂ O, Alcohol, Sol. crystals
Maleic Anhydride	C ₄ H ₂ O ₃	Sat.	120	5	X1 Y1 X1 Y1 K1 R1 Y1	Q1U3VGG				1		0.93	53	200	White powder sol. Acetone, Hydrocarbons, Ether, Chlorophorm
Malic Acid	C ₄ H ₆ O ₅	Conc.	90	5	X1 Y1 X1 Y1 Z1 V1 Y1	VBVGG	1		2	1		1.6	128	150	H ₂ O, Alcohol, Sol. crystals
Malonic Acid	CH ₂ (COOH) ₂	Sat.	40	5	X1 P1 X1 P1 Z1 V1 P1	VBPGG	1					1.63	134		H ₂ O, Alcohol, Ether, Sol. crystals

Legend: "the material number codes 6, 7, 8, Y, 1" - 1= Recommended, 2 = Suitable, If not indicated, insufficient data or not suitable

Fluid	Chemical formula	Concentration %	Temperature °C	Seal type	Roten code	EN code	P1	E1	N1	Y1	V3	Density kg/dm ³	Melting point °C	Boiling point °C	Notes
Malt		100	60	5	X1 P1 X1 P1 K1 R1 P1	Q1U3PGG	1	1							
Manganese Chloride	Mn Cl ₂ . 4H ₂ O	50	30	5	X1 Y1 X1 Y1 Z1 V1 Y1	VBVGG				1		1.9		87.5	H ₂ O sol. Crystals
Manganese Phosphate	Mn ₃ (PO ₄) ₂ . 7H ₂ O	Sat.	60	5	X1 Y1 X1 Y1 K1 R1 Y1	Q1U3VGG				1					Powder sol. mineral Acids
Manganese Sulphate	Mn SO ₄ 4H ₂ O	Sat.	20	5	X1 Y1 X1 Y1 R1 V1 Y1	U3BVGG				1		2.1	30		Crystals sol. in H ₂ O
Mayonnaise		100	20	5	X1 P1 X1 P1 K1 V1 P1	Q1BPGG	1	1		1					
Medium Oil		100	80	2	X1 P1 G1 V1 P1	EBPGG	1			1	1				
Melamine Resins		100	120	4 Dual	X1 X1 C1 X3 X3 C1	U1U1TGG									Washing with solvent
Melted Cheese		100	140	L2	X1 Y1 K1 R1 Y1 H1 X1	Q1U3VGG		1		1					
Melted Paraffin		100	140	5	X1 Y1 X1 Y1 K1 R1 Y1	Q1U3VGG				1		0.88	47- 65		Sol. Benzene, hot Alcohol, Chlorophorm, Ligroine
Mercaptan		100	80	2	X1 Y1 X1 V1 Y1	GBVGG				1					
Mercurous Nitrate, Hydrated	Hg(NO ₃) ₂ . 2H ₂ O	Sat.	30	5	X1 Y1 X1 Y1 K1 K1 Y1	Q1Q1VGG				1		4.78	70		Hardly sol. in H ₂ O Crystals; POISONOUS
Mercury Bichlorate	Hg ₂ (ClO ₃) ₂	Sat.	80	5 Dual	L1 Y1 L1 Y1 K1 K1 Y1	Q1Q1VMM				1		6.4	250		Crystals sol. H ₂ O, Alcohol, Acetic acid; EXPLOSIVE IN AIR
Mercury Chloride	Hg Cl ₂	10	60	5	L1 Y1 L1 Y1 Z1 V1 Y1	VBVMM	1	1	1	1		5.4		303	Crystals sol. H ₂ O, Alcohol, Glycerine, Ether; POISONOUS
Mercury Metal	Hg	100	60	5 Dual	X1 Y1 X1 Y1 K1 R1 Y1	Q1U3VGG	1	1	1	1		13.6	-38.8	356	H ₂ SO ₄ , HNO ₃ sol.; POISONOUS
Mercury Nitrate	Hg(NO ₃) ₂ . H ₂ O	5	20	5	X1 Y1 X1 Y1 Z1 C4 Y1	VY1VGG				1					POISONOUS
Mesityl Oxide	C ₆ H ₁₀ O	100	110	4	X1 X1 C1 X1 V1 C1	GBTGG		2				0.85		130	Oily liq. mix Alcohol, Ether
Metanoic Acid (Formic Ac.)	H COOH	10	50	5	L1 E1 L1 E1 K1 V1 E1	Q1BEMM		1				1.22	8.3	100.8	Liq. sol. H ₂ O, Alcohol, Ether; CAUSTIC, EXPLOSIVE VAPOURS
Methane Dichlorfluor (F21)	CH Cl ₂ F	100	40	4	X1 X1 C1 X3 V1 C1	U1BTGG			2			Liq: 1.42	-135	8.9	Liq. Gas sol. Alcohol, Ether
Methane Gas	CH ₄	100	20	2 Dual	X1 P1 G1 V1 P1	EBPGG	1	2		1	1	0.65 Air 1	-184	- 164	INFLAMMABLE Gas
Methane (F ₂₂) Monochloredifluor	CH Cl F ₂	100	40	2	X1 N1 G1 V1 N1	EBNGG		1	1		1		-160	-40.8	Liq. Gas
Methane Monochloret trifluor	C Cl F ₃	100	40	2	X1 N1 X3 V1 N1	U1BNGG	1	1	1	1	1		-181	-81	Liq. Gas
Methanedichlore (Methylenechloride)	CH ₂ Cl ₂	100	30	4	X1 X1 C1 X1 V1 C1	GBTGG				2		1.3	-97	40.1	Liq. sol. Alcohol, Ether; VOLATILE, POISONOUS
Methanetetrachl. (Carbontetrachloride)	C Cl ₄	100	20	5	L1 Y1 L1 Y1 K1 V1 Y1	Q1BVMM	2			1		1.58	-23	76	Liq. mix Alcohol, Ether, Benzene, Naphtha, Chlorophorm; POISONOUS
Methanetrichlore (Chlorophorm)	CH Cl ₃	100	40	5	X1 Y1 X1 Y1 K1 V1 Y1	Q1BVGG				1		1.48	-63.5	61.2	Solvent liq. mix Alcohol, Ether, Benzene, Naphtha ; VOLATILE

The data shown can be changed to reflect any improvement without notice.

Legend: "the material number codes 6, 7, 8, Y, 1" - 1= Recommended, 2 = Suitable, If not indicated, insufficient data or not suitable

Fluid	Chemical formula	Concentration %	Temperature °C	Seal type	Rothen code	EN code						Density kg/dm ³	Melting point °C	Boiling point °C	Notes
							P1	E1	N1	Y1	V3				
Methanetrichlore (mono) Fluor	C Cl ₃ F	100	60	4	X1 X1 C1 X3 V1 C1	U1BTGG	2			2		1.5	-111	23.7	Extinguishing liq.; VOLATILE
Methantrimethyl (Isobutane)	(CH ₃) ₂ CH CH ₃	100	30	2	X1 P1 G1 V1 P1	EBPGG	1			1	1	Liq. 0.55	-159.6	-11.7	Gas or Liquid, sol. Ether; INFLAMMABLE
Methanol (Methyl Alcohol) (Carbinol)	CH ₃ OH	100	70	2	X1 E1 X1 V1 E1	GBEGG	1	1	1			0.79	-98	64.5	Liquid sol. H ₂ O, Ether, Alcohol; POISONOUS, VOLATILE, INFLAMMABLE
Methylacetic Acid (Propionic Acid)	CH ₃ CH ₂ CO ₂ H	100	30	45	X1 X1 C1 X1 C1 Z1 C4 C1	VY1TGG						0.99	-21	141	Liq. sol. H ₂ O, Alcohol, Ether, Chlorophorm
Methyl Acetate	CH ₃ CO ₂ CH ₃	100	50	4	X1 X1 C1 X1 V1 C1	GBTGG		2	2			0.92	-98	54	Liq. mix. Hydrocarbons; VOLATILE, INFLAMMABLE
Methyl Acrylate	CH ₂ - CHCOOCH ₃	100	70	4	X1 X1 C1 X1 V1 C1	GBTGG		2	2			0.95	-76.5	80.5	Liq. VOLATILE, INFLAMMABLE, IT POLYMERIZES
Methyl Benzene (Toluene)	CH ₃ C ₆ H ₅	100	40	2	X1 Y1 G1 V1 Y1	EBVGG				1		0.86	-94.5	110.7	Liq. sol. Alcohol, Ether, Benzene; INFLAMMABLE
Methyl Benzoate	C ₆ H ₅ CO ₂ CH ₃	100	90	2	X1 Y1 X1 V1 Y1	GBVGG				1		1.08	-12.3	198.6	Oily liquid sol. Alcohol, Ether
Methyl Bromide	CH ₃ Br	100	20	2 Dual	X1 Y1 X1 V1 Y1	GBVGG	2			1		Liq. 1.7	-94	3.46	Liquid Gas mix. org. solvents; VOLATILE, POISONOUS
Methyl Butyrate	CH ₃ CH ₂ CH ₂ COOCH ₃	100	40	2	X1 Y1 G1 V1 Y1	EBVGG				1		0.89		102	Liquid solvent for Ethylcellulose; INFLAMMABLE
Methyl Chlorophorm (Chlorothene)	CH ₃ C Cl ₃	100	70	5	X1 Y1 X1 Y1 K1 V1 Y1	Q1BVGG				1		1.3		75	Liquid sol. Alcohol, Ether
Methyl Ethyl Ketone	CH ₃ CO C ₂ H ₅	100	60	2	X1 E1 G1 V1 E1	EBEGG		1				0.82	-86.4	79.6	Liquid sol. H ₂ O, Alcohol, Ether, Oilmix; INFLAMMABLE
Methyl Isobuthyl Ketone	(CH ₃) ₂ CHCH ₂ COCH ₃	100	20	4	X1 X1 C1 X3 X3 C1	U1U1TGG						0.8	-80.4	115.8	Liquid mix. org. solvents; INFLAMMABLE
Methyl Metacrylate	CH ₂ -C(CH ₃)COOCH ₃	100	70	4	X1 X1 C1 X3 C4 C1	U1Y1TGG						0.9	-48.2	101	Liquid mix. org. solvents; INFLAMMABLE VOLATILE
Methyl Phormiate	HCOOCH ₃	100	20	4	X1 X1 C1 X1 V1 C1	GBTGG		2	2			0.95	-99.8	31.8	Liq. sol. H ₂ O, Alcohol, Ether; VOLATILE INFLAMMABLE
Methyl Phthalate		100	30	5	X1 E1 X1 E1 Z1 V1 E1	VBEGG		1							
Methyl Propionate	CH ₃ CH ₂ COOCH ₃	100	50	2	X1 E1 G1 V1 E1	EBEGG		1				0.9			Liq. sol. org. solvents; INFLAMMABLE
Methylamine	CH ₃ NH ₂	Sat.	20	4	X1 X1 C1 X1 V1 C1	GBTGG						Liq. 0.69	-92.5	-6.8	Liq. Gas sol. H ₂ O; VOLATILE, INFLAMMABLE
Methylchloride (Chloromethane)	CH ₃ Cl	100	20	2 Dual	X1 Y1 G1 V1 Y1	EBVGG				1		Liq. 0.92	-97.6	-23.7	Liq. Gas sol. Alcohol, Chlorophorm, H ₂ O, Benzene, Acetic Acid; INFLAMM. POISON
Methylene Chloride (Chl. Hydrate)	CH ₂ Cl ₂	100	30	4	X1 X1 C1 X1 V1 C1	GBTGG				2		1.3	-97	40.1	Liq. sol. Alcohol, Ether; VOLATILE POISONOUS

Legend: "the material number codes 6, 7, 8, Y, 1" - 1= Recommended, 2 = Suitable, If not indicated, insufficient data or not suitable

Fluid	Chemical formula	Concentration %	Temperature °C	Seal type	Roten code	EN code						Density kg/dm ³	Melting point °C	Boiling point °C	Notes
							P1	E1	N1	Y1	V3				
Methylethylcarbinol	CH ₃ CH ₂ CH OH CH ₃	100	60	2	X1 P1 G1 V1 P1	EBPGG	1					0.8	-114.7	99.5	Liquid mix. Alcohol, Ether; EYES IRRITATING
Methylpropanol	(CH ₃) ₂ CH CH ₂ OH	100	40	2	X1 P1 G1 V1 P1	EBPGG	1					0.8	-108	107	Liq. sol. H ₂ O, Alcohol, Ether; INFLAMMABLE
Methyl Tert Butyl Ether (MTBE)	C ₅ H ₁₂ O	100	80	5	X1 W1 X1 W1 K1 V2 W1	Q1CKGG						0,74	-108,6	55,3	Liq. Sol H ₂ O, INFLAMMABLE EXPLOSIVE- Gasoline additive
Microwax		100	80	5	X1 Y1 X1 Y1 K1 V1 Y1	Q1BVGG				1	1				BECOMES SOLID
Milk		100	90	5	X1 E1 X1 E1 Z1 V1 E1	VBEGG	1	1	1	1		1.03			
Milk - Condensed Milk		100	80	2	X1 E1 X3 X3 E1	U1U1EGG	1	1	1	1					
Milk - Sterile Milk		100	149	5	X1 E1 X1 E1 K1 V1 E1	Q1BEGG		1		2					
Mineral Oil		100	80	2	X1 P1 G1 V1 P1	EBPGG	1		2	1	1	0.94			
Mineral Spirit		100	60	2	X1 P1 G1 V1 P1	EBPGG	1				1				
Molasses		100	80	5	X1 P1 X1 P1 K1 R1 P1	Q1U3PGG	1	1		1					
Monoethanolamine (MEA)	NH ₂ CH ₂ CH ₂ OH	Conc.	90	4	X1 X1 C1 X1 V1 C1	GBTGG	2	2	2			1.01	10.5	170.5	Slightly viscous liq.; sol. Alcohol, Chlorophorm, Carbonte trachloride, mix. H ₂ O
Monomethylamine	CH ₃ NH ₂	100	30	4 Dual	X1 X1 C1 X1 V1 C1	GBTGG							-92.5	-6.8	Liq. Gas sol. H ₂ O, Alcohol, Ether; INFLAMMABLE
Mud		100	40	2 Dual	X1 P1 X3 X3 P1	U1U1PGG	1	1		1					
Mud (Thermal Mud)		100	40	2 Dual	X1 Y1 X3 X3 Y1	U1U1VGG		1		1					
Muriatic Acid (HCl 39%)	H Cl	100	37	7	X1Y1Z1V1Y1H1X1	VBVGG				1		1.2 Air 1			Gas in 38% -H ₂ O- Solution; POISONOUS, CAUSTIC
Mustard		100	30	5	X1 P1 X1 P1 K1 R1 P1	Q1U3PGG	1	1							
Naphtha		100	110	2	X1 Y1 G1 V1 Y1	EBVGG	2			1	1	0.76			
Naphtha - Acid Naphtha		100	110	5	X1 Y1 X1 Y1 K1 V1 Y1	Q1BVGG				1					
Naphtha V.P.M.		100	110	2	X1 Y1 G1 V1 Y1	EBVGG				1	1				
Naphthalin (Naphthalene)	C ₁₀ H ₈	100	>80	5	X1 Y1 X1 Y1 K1 R1 Y1	Q1U3VGG				1		1.14	80.2	218	Crystals sol. Benzene, Alcohol, Ether
Naphthaline Oil		100	90	2	X1 Y1 X1 V1 Y1	GBVGG				1					
Naphthilamin	C ₁₀ H ₇ NH ₂	100	>60	2	X1 P1 G1 V1 P1	EBPGG	1					1.1	50/110	306	Flakes sol. Alcohol, Ether
Natural Gas		100	30	2 Dual	X1 P1 G1 V1 P1	EBPGG	1		1	1	1				
Nickel Acetate	Ni(OOCCH ₃) ₂ ·4H ₂ O	Sat.	70	5	X1 E1 X1 E1 Z1 V1 E1	VBEGG	2	1	2			1.74			Crystals sol. H ₂ O, Alcohol
Nickel Chloride	Ni Cl ₂	Sat.	20	5	X1 Y1 X1 Y1 Z1 V1 Y1	VBVGG	1	1	1	1		3.55			Flakes sol. H ₂ O, Alcohol, Ammonium Hydrate

Legend: "the material number codes 6, 7, 8, Y, 1" - 1= Recommended, 2 = Suitable, If not indicated, insufficient data or not suitable

Fluid	Chemical formula	Concentration %	Temperature °C	Seal type	Roten code	EN code	P1	E1	N1	Y1	V3	Density kg/dm ³	Melting point °C	Boiling point °C	Notes
Nickel Salts		Sat.	50	5	X1 P1 X1 P1 K1 R1 P1	Q1U3PGG	1	1	2	1					
Nickel Sulphate	NiSO ₄ · 6H ₂ O	Sat.	30	5	X1 P1 X1 P1 Z1 V1 P1	VBPGG	1	1	1	1		2.03			Crystals sol. Alcohol
Nickel-Chrom Plating Bath		100	30	5	X1 Y1 X1 Y1 Z1 C4 Y1	VY1VGG		1		1					
Nicotine Sulphate	(C ₁₀ H ₁₄ N ₂) ₂ H ₂ SO ₄	Sat.	50	5	X1 Y1 X1 Y1 Z1 V1 Y1	VBVGG				1					Crystals sol. H ₂ O, Alcohol, Ether; POISONOUS
Niobe Oil (methyl benzoate)	C ₆ H ₅ CO ₂ CH ₃	100	90	2	X1 Y1 X1 V1 Y1	GBVGG				1		1.08	-12,3	198,6	Liq. sol. Alcohol, Ether
Nitre Solvents		100	60	4	X1 X1 C1 X1 V1 C1	GBTGG									
Nitric Acid	HNO ₃	98	20	5	X1 Y1 X1 Y1 K1 K1 Y1	Q1Q1VGG				1					Liq. mix. H ₂ O; POISONOUS, SCALDING
Nitric Acid	HNO ₃	65	80	5	L1 Y1 L1 Y1 K1 K1 Y1	Q1Q1VMM				1		1.5	-41.6	86	Liq. mix. H ₂ O; POISONOUS, SCALDING
Nitric Acid	HNO ₃	20	70	5	X1 Y1 X1 Y1 Z1 V1 Y1	VBVGG		2		1					Liq. mix. H ₂ O; POISONOUS, SCALDING
Nitric Solutions		100	20	5	X1 Y1 X1 Y1 K1 K1 Y1	Q1Q1VGG				1					POISONOUS, SCALDING.
Nitrile Acetic	CH ₃ CN	100	60	4	X1 X1 C1 X1 V1 C1	GBTGG						0.78	-41	82	Liquid sol. H ₂ O, Alcohol, INFLAMMABLE POISONOUS
Nitrile Acrylic (ACN- Vinylcyanide)	H ₂ C=CHCN	100	140	4	X1 X1 C1 X3 X3 C1	U1U1TGG						0,8	-83	77,4	LIQUID ORGANIC SOLVENT
Nitrobaryte (Barium Nitrate)	Ba(NO ₃) ₂	Sat.	60	5	X1 P1 X1 P1 K1 R1 P1	Q1U3PGG	1	1	1	1		3.2	575		Crystals sol. H ₂ O; POISONOUS
Nitro-Benzene (Oil of Mirbane)	C ₆ H ₅ NO ₂	100	60	4	X1 X1 C1 X1 V1 C1	GBTGG				2		1.2	5.7	210	Oily liquid sol. Alcohol, Ether, Benzene; POISONOUS
Nitrocellulose (Cell. Nitrate)	C ₆ H ₇ O ₂ (ONO ₂) ₃	100	20	4 Dual	X1 X1 C1 X3 X3 C1	U1U1TGG									Paste sol. Acetone, Alcohol, Ether, INFLAMMABLE - EXPLOSIVE
Nitrogen (Gas)	N	100	60	5 Dual	X1 P1 X1 P1 Z1 V1 P1	VBPGG	1	1	1	1	1	0.96 Air	-210	-195	H ₂ O soluble
Nitrogen dioxideoxide	NO ₂	100	40	4	X1 X1 C1 X1 V1 C1	GBTGG						Liq. 1.45	-11.2	21	It solves in H ₂ O and forms Nitric Acid
Nitromethane	CH ₃ NO ₂	100	40	45	X1 X1 C1 X1 C1 Z1 C4 C1	YVTGG		2				1.14	-29	101	Liquid sol. H ₂ O
Nitrosulphuric Acid	ONOSO ₃ H + H ₂ SO ₄	100	40	5	L1 Y1 L1 Y1 K1 K1 Y1	Q1Q1VMM				1					Liq. 40% HNO ₃ + 54% H ₂ SO ₄
Nitrous Gas		100	30	5 Dual	X1 Y1 X1 Y1 K1 K1 Y1	Q1Q1VGG				1					
Nonil Phenol	C ₉ H ₁₉ C ₆ H ₄ OH	100	90	3	X1Y1X1Y1K1V1Y1	Q1BVGG				1		0,95	-10	315	Viscous liq. Sol. Organic solvents
Octanole	CH ₃ (CH ₂) ₆ CH ₂ OH	100	70	2	X1 E1 G1 V1 E1	EBEGG	2	1	2	1		0.82	-16	194	Liquid mixable Alcohol, Chlorophorm; Mineral Oil
Octyl Adipate		100	40	2	X1 P1 G1 V1 P1	EBPGG	1								

Legend: "the material number codes 6, 7, 8, Y, 1" - 1= Recommended, 2 = Suitable, If not indicated, insufficient data or not suitable

Fluid	Chemical formula	Concentration %	Temperature °C	Seal type	Roten code	EN code	P1	E1	N1	Y1	V3	Density kg/dm ³	Melting point °C	Boiling point °C	Notes
Octyl Phenol	C ₈ H ₁₇ -C ₆ H ₄ OH	100	80	4	X1 X1 C1 X1 V1 C1	GBTGG						0.89	72	280	Flakes or liquid soluble in Alcohol, Acetone
Octyl Phthalate		40	50	2	X1 E1 X1 V1 E1	GBEGG		1							
Oil and Freon			-70	RF	X1 X3 X3 A1	U1U1YGG					1				
Oil and Freon (Refrigerator)			-20	2	X1 N1 G1 V1 N1	EBNGG			1		1				
Oil and Methylchloride			80	2	X1 Y1 G1 V1 Y1	EBVGG				1					
Oil and Methylene Chloride			60	4	X1 X1 C1 X1 V1 C1	GBTGG									
Oil - Food Oil (Vegetable and Animal Oil)		100	80	5	X1 P1 X1 P1 Z1 V1 P1	VBPGG	1			1					
Oil - Insulating Oil		100	140	2	X1 Y1 G1 V1 Y1	EBVGG	1		2	1	1				
Oil Sulphonate		100	90	5	X1 Y1 X1 Y1 K1 V1 Y1	Q1BVGG				1					
Oil Sulphurate		100	70	5	X1 P1 X1 P1 Z1 V1 P1	VBPGG	1								
Olefins (Alchene)	C _n H _{2n}	100	20	2	X1 Y1 X1 V1 Y1	GBVGG				1	1				Non - saturated Hydrocarbons
Olefins Crude (Alchene)	C _n H _{2n}	100	140	5	X1 Y1 X1 Y1 K1 R1 Y1	Q1U3VGG				1	1				Non - saturated Hydrocarbons
Oleic acid	C ₁₈ H ₃₄ O ₂	100	70	4	X1 X1 C1 X1 V1 C1	GBTGG				2		0.89	13.2	286	Oily liq. sol. Alcohol, Ether, Organic Solvents
Oleine	(C ₁₇ H ₃₃ COO) ₃ C ₃ H ₅	100	140	5	X1 Y1 X1 Y1 K1 V1 Y1	Q1BVGG				1		0,91	-4		Oily liquid sol. Chlorophorm, Ether, Carbon Tetrachlor.
Oleum (Fuming Sulfuric Acid)	H ₂ S ₂ O ₇	100	40	5	L1 Y1 L1 Y1 K1 K1 Y1	Q1Q1VMM				1					Oily Hydrosopic liq.; mix. H ₂ O - It gives heat - SCALDING
Olive Oil		100	80	5	X1 P1 X1 P1 Z1 V1 P1	VBPGG	1	2	2	1		0.91			
Oligomer	(+ H ₂ O + CH ₂ + Cl ₂)	100	60	4 Dual	X1 X1 C1 X3 X3 C1	U1U1TGG									Polimerizes at low polim. temp. formed by few monomers
Orange Juice		100	90	5	X1 E1 X1 E1 Z1 V1 E1	VBEGG	1	1		1					
Oxalic Acid	C ₂ H ₂ O ₄ - 2H ₂ O	40	70	5	X1 E1 X1 E1 Z1 V1 E1	VBEGG	2	1	2	1		1.65	187		Cryst. sol. H ₂ O, Alcohol, Ether; POISONOUS, IRRITATING
Oxygen	O ₂	100	<20	5 Dual	X1 Y1 X1 Y1 K1 K1 Y1	Q1Q1VGG	2	1	1	1		1.1 Air 1	-218	Liq. - 183	
Oxygenated Solvents (Ethers)		100	60	4	X1 X1 C1 X1 V1 C1	GBTGG		2							
Oxygenated Solvents (Ketones)		100	60	5	X1 E1 X1 E1 K1 V1 E1	Q1BEGG		1							
Oxygenated Solvents (Esters)		100	60	5	X1 E1 X1 E1 K1 V1 E1	Q1BEGG		1							
Ozone	O ₃	100	30	5 Dual	X1 E1 X1 E1 K1 K1 E1	Q1Q1EGG		1		1		Liq. 1.6	-192	-112	Gas sol. in H ₂ O; more oxidating than O ₂

Legend: "the material number codes 6, 7, 8, Y, 1" - 1= Recommended, 2 = Suitable, If not indicated, insufficient data or not suitable

Fluid	Chemical formula	Concentration %	Temperature °C	Seal type	Roten code	EN code	P1	E1	N1	Y1	V3	Density kg/dm ³	Melting point °C	Boiling point °C	Notes
Palm Oil		100	110	5	X1 Y1 X1 Y1 K1 R1 Y1	Q1U3VGG	1	1		1		0.95	30		Sol. Alcohol. Ether, Clorophorm., Carbon Disulfide
Palmitic Acid	CH ₃ (CH ₂) ₁₄ COOH	Sat.	80	5	X1 P1 X1 P1 Z1 V1 P1	VBPGG	1	2	2	1		0.84	63	352	Cryst. sol. Alcohol, Ether
Paper (Pulp)		100	80	2 Dual	X1 P1 X3 X3 P1	U1U1PGG	1	1		1		0.7 - 1.2			
Paraffin (Alcane)	C _n H _{2n+2}	100	80	5	X1 Y1 X1 Y1 K1 V1 Y1	Q1BVGG				1	1				Liquid sol. Benzene, Hot Alcohol, Clorophorm Ligroine
Paraffin Chlorinated		100	80	5	X1 Y1 X1 Y1 K1 R1 Y1	Q1U1VGG				1					Liquid sol. Benzene, Hot Alcohol, Clorophorm Ligroine
Paraffin Oil		100	110	5	X1 Y1 X1 Y1 Z1 V1 Y1	VBVGG				1					
Paratoluolsulphon Acid	C ₆ H ₄ (SO ₃ H)(CH ₃)	Sat.	30	5	L1 Y1 L1 Y1 Z1 V1 Y1	VBMM				1			107	140	Flakes sol. H ₂ O, Alcohol, Ether
Pastry (Dough)		100	30	2 Dual	X1 P1 X3 X3 P1	U1U1PGG	1	1		1					
Peanut Oil		100	180	5	X1 Y1 X1 Y1 K1 R1 Y1	Q1U3VGG				1		0.91			Saponificating
Peanut Oil		100	80	5	X1 P1 X1 P1 Z1 V1 P1	VBPGG	1		2	1		0.91			Saponificating
Peanut Oil With Seeds		100	140	5	X1 Y1 X1 Y1 K1 R1 Y1	Q1U3VGG	1			1					
Pectin		100	40	2	X1 E1 X3 X3 E1	U1U1EGG	1	1							GELATINIZING EFFECT
Pectine Liquor		100	60	2	X1 P1 X1 V1 P1	GBPGG	1								
Penicillin (Broth) and Sterile Steam		100	110	5	X1 Y1 X1 Y1 K1 R1 Y1	Q1U1VGG				1					
Pentaeritrosol	C(CH ₂ OH) ₄	Sat.	30	45	X1 X1 C1 X1 C1 K1 V2 C1	Q1CTGG						1.4	262	276	Crystal Powder sol. in H ₂ O
Pentane	CH ₃ (CH ₂) ₃ CH ₃	100	30	2	X1 P1 G1 V1 P1	EBPGG	1		2	1	1	0.63	-129.7	36	Liquid sol. Hydrocarbons, Oils, Ether; INFLAMMABLE
Pentanol (Amylcalcohol)	CH ₃ (CH ₂) ₄ OH	100	90	2	X1 E1 G1 V1 E1	EBEGG	2	1	2	2		0.8	78.9	137.8	Liquid mixable Alcohol, Ether
Pentanol Acetate		100	20	4	X1 X1 C1 X1 V1 C1	GBTGG		2	2						
Permanganate Potassium	KMnO ₄	10	90	5	X1 E1 X1 E1 K1 K1 E1	Q1Q1EGG		1				2.7			Crystals sol. in H ₂ O, Methanol, Strongly oxydating
Petrol and Mercaptane		100	50	2	X1 Y1 X1 V1 Y1	GBVGG				1	1				Liq. VOLATILE, INFLAMMABLE
Petrol and Sulphur Hydrogen		100	50	2	X1 P1 X1 V1 P1	GBPGG	1								Liq. VOLATILE, INFLAMMABLE
Petrol with Acetone		100	80	4	X1 X1 C1 X1 V1 C1	GBTGG									Liq. VOLATILE, INFLAMMABLE
Petrol with Methanol (<20%)		100	50	2	X1 Y4 G1 V1 Y4	EBXGG					1				Liq. VOLATILE, INFLAMMABLE
Petrol/Gasoline		100	50	2	X1 Y1 G1 V1 Y1	EBVGG				1	1	0.75		60 - 200	Liq. VOLATILE, INFLAMMABLE
Petroleum		100	60	2	X1 P1 G1 V1 P1	EBPGG	1		2	1	1	0.8			
Petroleum Oil		100	80	2	X1 P1 G1 V1 P1	EBPGG	1		2	1	1				
Petroleum Spirits		100	90	2	X1 Y1 G1 V1 Y1	EBVGG	1			1	1				Liq. Volatile, Inflammable

Legend: "the material number codes 6, 7, 8, Y, 1" - 1= Recommended, 2 = Suitable, If not indicated, insufficient data or not suitable

Fluid	Chemical formula	Concentration %	Temperature °C	Seal type	Roten code	EN code	P1	E1	N1	Y1	V3	Density kg/dm ³	Melting point °C	Boiling point °C	Notes
Phenic Acid (Phenol)	C ₆ H ₅ OH	Sat.	70	5	X1 Y1 X1 Y1 K1 V1 Y1	Q1BVGG				1		1.1	43	182	Crystals sol. H ₂ O, Alcohol, Ether, Chlorophorm, Glycerol, POISONOUS, SCALDING
Phenil Propane		100	20	2	X1 Y1 X1 V1 Y1	GBVGG				1					
Phenilacetic Acid	C ₆ H ₅ CH ₂ COOH	75	70	5	X1 E1 X1 E1 Z1 V1 E1	VBEGG	1					1.08	78	262	Crystals sol. Alcohol, Ether
Phenol - Formaldeyde (Mixture)		Sat.	70	4	X1 X1 C1 X1 V1 C1	GBTGG									
Phenol (Benzolphenol)	C ₆ H ₅ OH	Sat.	70	5	X1 Y1 X1 Y1 K1 V1 Y1	Q1BVGG	2			1		1.07	43	182	H ₂ O sol. crystals, Alcohol, Ether, Chlorophorm; POISONOUS - SCALDING
Phenol Alkilate		100	80	4 Dual	X1 X1 C1 X3 X3 C1	U1U1TGG				2					Viscous oily liq. (300 cP)
Phenol and Water		10	70	2	X1 Y1 X1 V1 Y1	GBVGG				1					
Phenol Dodecyl	C ₁₂ H ₂₅ C ₆ H ₄ OH	100	40	2	X1 Y1 X1 V1 Y1	GBVGG				1		0.94		310	Liq. solvent sol. org. solvents
Phenol Paraterbutyl		Sat.	>85	4	X1 X1 C1 X3 X3 C1	U1U1TGG							85		t < 85°C It precipitates; sol. in Eptane
Phenol Pentachlore	C ₆ Cl ₅ OH	Sat.	80	4	X1 X1 C1 X1 V1 C1	GBTGG						1.97	190	310	Crystals sol. Alcohol, Ether, Acetone, Methanol, Carbitol, Cellosolve
Phenolic Resins		100	140	2 Dual	X1 Y1 X3 X3 Y1	U1U1VGG				1					Washing with solvent
Phenyl Chloride (Chlorebenzene)	C ₆ H ₅ Cl	100	70	2	X1 Y1 X1 V1 Y1	GBVGG				1		1.1	-4.5	131.6	Liq. mix. org. solvents; INFLAMMABLE, VOLATILE, NO PTFE
Phenyl Ethilene (Styrol)	C ₆ H ₅ CH : CH ₂	100	140	4 Dual	X1 X1 C1 X3 X3 C1	U1U1TGG				2		0.9	-30.6	145.2	Oily liq. sol. Alcohol, Ether
Phenyl Methane (Toluol)	CH ₃ C ₆ H ₅	100	40	2	X1 Y1 G1 V1 Y1	EBVGG				1		0.86	-94.5	110.7	Liq. sol. Alcohol, Ether, Benzene; INFLAMMABLE
Phoron	(CH ₃) ₂ CCHCO	100	40	2	X1 E1 X1 V1 E1	GBEGG	1								
Phosphatating media		10	80	5	X1 Y1 X1 Y1 K1 K1 Y1	Q1Q1VGG				1					
Phosphates		10	80	5	X1 Y1 X1 Y1 K1 K1 Y1	Q1Q1VGG				1					
Phosphoric Acid	H ₃ PO ₄	Conc.	80	5	L1 Y1 L1 Y1 K1 K1 Y1	Q1Q1VMM	2			1		1.83	42		Crystals sol. H ₂ O, Alcohol; IRRITATING
Phosphoric Acid	H ₃ PO ₄	10	20	5	X1 E1 X1 E1 K1 K1 E1	Q1Q1EGG	1			1					Crystals sol. H ₂ O, Alcohol; IRRITATING
Phosphorous Acid (Ortophosph.)	H ₃ PO ₃	Conc.	80	5	X1 E1 X1 E1 K1 V1 E1	Q1BEGG	1			1		1.65	70	200	Crystals sol. H ₂ O, Alcohol; IRRITATING
Phosphorous Pentoxide	P ₂ O ₅	Sat.	20	5	L1 Y1 L1 Y1 Z1 C4 Y1	VY1VMM				1		2.38			White powder sol. H ₂ O; Esothermic reaction. In H ₂ O it forms Metaphosphoric Acid
Phosphorus - Liquid	P	100	>80	5	X1 Y1 X1 Y1 K1 R1 Y1	Q1U3VGG				1		1.74	>44.1		Paste like, sol. Carbon

Legend: "the material number codes 6, 7, 8, Y, 1" - 1= Recommended, 2 = Suitable, If not indicated, insufficient data or not suitable

Fluid	Chemical formula	Concentration %	Temperature °C	Seal type	Roten code	EN code	P1	E1	N1	Y1	V3	Density kg/dm ³	Melting point °C	Boiling point °C	Notes	
Phosphorus Oxychloride	PO Cl ₃	100	30	5	L1 Y1 L1 Y1 K1 K1 Y1	Q1Q1VMM				1		1.67	-10	107	Sol. H ₂ O; INFLAMMABLE	
Phosphorus Sesquisulphide	P ₄ S ₃	Sat.	60	5	X1 E1 X1 E1 Z1 V1 E1	VBEGG		1				2	172	408	Crystals sol. Carb. Disulphide; INFLAMMABLE	
Phosphorus Trichloride	P Cl ₃	100	30	5	L1 Y1 L1 Y1 K1 K1 Y1	Q1Q1VMM		1		1		1.57	-112	76	Liq. sol. Ether, Benzene, Carb. disulphide	
Photo-Developing Bath		100	40	7	X1 E1 Z1 C4 E1 H1 X1	VY1EGG		1								
Photographic Developing		100	40	7	X1 E1 Z1 C4 E1 H1 X1	VYEGG		1								
Phtalate Isodeclic		100	60	4	X1 X1 C1 X1 V1 C1	GBTGG										
Phtalic Acid	C ₆ H ₄ (CO ₂ H) ₂	Sat.	80	5	X1 E1 X1 E1 K1 V1 E1	Q1BEGG		1				1.58	191		Cryst. sol. Alcohol, Less in H ₂ O	
Phtalic Anhydride	C ₆ H ₄ (CO) ₂ O	100	140	4	X1 X1 C1 X3 X3 C1	U1U1TGG						1.5	131.1	285	White powder sol. Alcohol	
Physiologic Solutions		Sat.	40	5	X1 E1 X1 E1 K1 V1 E1	Q1BEGG										
Pickling Acid		Conc.	80	5	X1 Y1 X1 Y1 K1 K1 Y1	Q1Q1VGG				1						
Picric Acid	C ₆ H ₂ (NO ₂) ₃ OH	Sat.	40	5	X1 Y1 X1 Y1 Z1 V1 Y1	VBVGG	2	2	2	1		1.76	122		Cryst. sol. H ₂ O, Alcohol, Ether, Benzene, Chloroph; POISONOUS, EXPLOSIVE	
Pine Oil		100	80	2	X1 Y1 X3 V1 Y1	U1BVGG	1			1		0.86				
Pine resin (Colofoni)		100	30	2 Dual	X1 Y1 X3 X3 Y1	U1U1VGG	1			1		1,08	100-150		Flakes sol. Alcohol, Benzene, Oils, Ether, Acetic Acid.	
PK1 (Zinc Phosphate Potassium)		10	80	5	X1 Y1 X1 Y1 K1 K1 Y1	Q1Q1VGG				1					Zinc Phosphate + Potassium Phosphate, PH = 1	
Plasticizer Oil		100	160	2	X1 Y1 X3 X3 Y1	U1U1VGG				1						
Plating sol. (Chrome)		100	40	5	X1 Y1 X1 Y1 Z1 C4 Y1	VYVGG		2		1						
Plating sol. (Copper Cyanide)	Cu(CN) ₂	100	40	5	X1 Y1 X1 Y1 Z1 C4 Y1	VYVGG	1	1	1	1					Powder sol. Acid, Alkali, POISONOUS	
Plating sol. (Copper)		100	40	5	X1 Y1 X1 Y1 Z1 C4 Y1	VYVGG	1	1	1	1						
Plating sol. (Nichel)		100	40	5	X1 E1 X1 E1 Z1 C4 E1	VYEGG	1	1	1	1						
Plating solution (Cyanide)		100	40	5	X1 E1 X1 E1 Z1 C4 E1	VYEGG		1							POISONOUS	
Poliol (Polyhydric Alcohol)	CH ₂ OH(CHOH) _n CH ₂ OH	100	40	2	X1 E1 X1 V1 E1	GBEGG		1							n = from 2 to 5 - Liq. containing Glycerine, reacting with Aldehydes and Ketones	
Polivinychloride (P.V.C.)	(H ₂ CCHCl) _n	100	90	2 Dual	X1 Y1 X3 X3 Y1	U1U1VGG				1					Powder or Grains	
Polyacrylic Resins		100	120	4 Dual	X1 X1 C1 X3 X3 C1	U1U1TGG									Washing with solvent	
Polystirol Resins		100	120	4 Dual	X1 X1 C1 X3 X3 C1	U1U1TGG				2					Washing with solvent	
Polyuretane Resins		100	120	2 Dual	X1 E1 X3 X3 E1	U1U1EGG		1							Washing with solvent	

Legend: "the material number codes 6, 7, 8, Y, 1" - 1= Recommended, 2 = Suitable, If not indicated, insufficient data or not suitable

Fluid	Chemical formula	Concentration %	Temperature °C	Seal type	Roten code	EN code	P1	E1	N1	Y1	V3	Density kg/dm ³	Melting point °C	Boiling point °C	Notes
Polyvinil Acetate (P.V.A.)	[CH ₂ CH(OOCCH ₃) _x]	100	90	2 Dual	X1 E1 X3 X3 E1	U1U1EGG		1	2			1.19			Thermoplastic solid, soluble in Ethers, Benzol, Hydrocarbons, Chlorophorm
Polyvinil Chloride (P.V.C.)	(H ₂ CCHCl) _n	100	90	2 Dual	X1 Y1 X3 X3 Y1	U1U1VGG				1					Powder or Grains
Polyvinyl Alcohol	(CH ₂ CH(OH)) _n	100	60	4 Dual	X1 X1 C1 X3 X3 C1	U1U1TGG									It plastifies with Glycerine and Ethylene Glycol - Sol. H ₂ O
Potassium Acetate	KC ₂ H ₃ O ₂	10	20	5	X1 E1 X1 E1 K1 V1 E1	Q1BEGG	2	1	2			1.57	292		H ₂ O, Alcohol sol. Crystals
Potassium Alum		15	50	5	X1 P1 X1 P1 K1 R1 P1	Q1U3PGG	1					1.75	92		H ₂ O sol. Crystals
Potassium and Zinc Phosphate		10	80	5	X1 Y1 X1 Y1 Z1 V1 Y1	VBVGG				1					
Potassium Bicarbonate	KHCO ₃	Sat.	80	5	X1 P1 X1 P1 Z1 V1 P1	VBPGG	1					2.17			H ₂ O sol. Crystals
Potassium Bichromate	K ₂ Cr ₂ O ₇	20	90	5	X1 Y1 X1 Y1 K1 K1 Y1	Q1Q1VGG	1	1	1	1		2.67	396		H ₂ O sol. Crystals , CAUSTIC, POISONOUS
Potassium Bitartrate	KHC ₄ H ₄ O ₆	Sat.	20	5	X1 E1 X1 E1 Z1 V1 E1	VBEGG		1				1.98			H ₂ O sol. Crystals
Potassium Bromide	K Br	Sat.	70	4	X1 X1 C1 X3 X3 C1	U1U1TGG						2.74	730		H ₂ O, Glycerine sol. Crystals
Potassium Carbonate	K ₂ CO ₃	50	70	5	X1 P1 X1 P1 Z1 V1 P1	VBPGG	1					2.42			H ₂ O sol. Crystals
Potassium Chlorate	KClO ₃	Sat.	80	5	X1 E1 X1 E1 Z1 V1 E1	VBEGG		1				2.33	356		H ₂ O, Alkali sol. Crystals; POISONOUS
Potassium Chloride	KCl	Sat.	60	5	L1 Y1 L1 Y1 Z1 V1 Y1	VBMMM	1	1	1	1		1.98			Sol. in H ₂ O Crystals
Potassium Cyanide	KCN	Sat.	20	5	X1 Y1 X1 Y1 Z1 V1 Y1	VBVGG	1	1	1	1		1.52			H ₂ O, Alcohol, Glycerol sol. Crystals; POISONOUS
Potassium Ferrocyanide	K ₄ Fe(CN) ₆ ·3H ₂ O	10	80	7	X1 E1 Z1 V2 E1 H1 X1	VCEGG		1				1.85			H ₂ O sol. Crystals; POISONOUS
Potassium Ferricyanide	K ₃ Fe(CN) ₆	Sat.	70	5 Dual	X1 E1 X1 E1 K1 K1 E1	Q1Q1EGG		1				1.85			Sol. in H ₂ O Crystals; POISONOUS
Potassium Hydroxyde	KOH	>20	80	5	L1 E1 L1 E1 K1 K1 E1	Q1Q1EMM	2	1	2			2.0	360		H ₂ O, Alcohol, Glycerine sol. Crystals; CAUSTIC
Potassium Hydroxyde	KOH	<20	30	5	X1 E1 X1 E1 Z1 V1 E1	VBEGG	2	1	2						H ₂ O, Alcohol, Glycerine sol. Crystals; CAUSTIC
Potassium Nitrate	KNO ₃	Sat.	120	5	X1 Y1 X1 Y1 K1 R1 Y1	Q1U3VGG	1	1	1	1		2.1	337		H ₂ O sol. Crystals
Potassium Permanganate	KMnO ₄	10	90	5	X1 E1 X1 E1 K1 K1 E1	Q1Q1EGG		1				2.7			H ₂ O, Methanol sol. Crystals; STRONGLY OXYDATING
Potassium Phosphate (DKP)	K ₂ HPO ₄	10	80	5	X1 Y1 X1 Y1 Z1 V1 Y1	VBVGG				1					Crystals sol. in H ₂ O, Alcohol
Potassium Silikate	SiO ₂ ·K ₂ O	Sat.	70	5	X1 P1 X1 P1 K1 R1 P1	Q1U3PGG	1								H ₂ O sol. Powder
Potassium Sulphate	K ₂ SO ₄	Sat.	70	5	X1 P1 X1 P1 K1 R1 P1	Q1U3PGG	1	1	1	1		2.66			H ₂ O sol. Crystals
Potassium Tartrate	K ₂ C ₄ H ₄ O ₆ ·1/2H ₂ O	Sat.	80	5	X1 P1 X1 P1 K1 R1 P1	Q1U3PGG	1					1.98			H ₂ O sol. Crystal

Legend: "the material number codes 6, 7, 8, Y, 1" - 1= Recommended, 2 = Suitable, If not indicated, insufficient data or not suitable

Fluid	Chemical formula	Concentration %	Temperature °C	Seal type	Roten code	EN code						Density kg/dm ³	Melting point °C	Boiling point °C	Notes
							P1	E1	N1	Y1	V3				
Potassium (Tetra) Oxalate	K ₂ C ₂ O ₄ H ₂ O	15	20	5	X1 Y1 X1 Y1 Z1 V1 Y1	VBVGG				1		2.08			H ₂ O sol. Crystals
Potassiumbisulphate	KH SO ₄	5	20	5	X1 Y1 X1 Y1 Z1 V1 Y1	VBVGG				1		2.24	214		H ₂ O sol, Crystals; CAUSTIC
Potassiumchloride	K Cl	5	20	5	X1 P1 X1 P1 Z1 V1 P1	VBPGG	1	1	1	1		1.98			Sol. in H ₂ O Crystals
Producer Gas (Lean Gas)		100	50	2 Dual	X1 P1 G1 V1 P1	EBPGG	1		2	1	1				Mixture 3/4 Air Gas + 1/4 Water Gas
Propane (Dimethylmetane)	C ₃ H ₈	100	30	2	X1 Y1 G1 V1 Y1	EBVGG	1		2	1	1	Liq. 0.53	-189.9	-42.5	Liquid Gas sol. Ether, Alcohol, at 20°C 8 bar
Propane Gas (GPL)	C ₃ H ₈	100	30	2	X1 Y1 G1 V1 Y1	EBVGG	1		2	1	1	Liq. 0.5	-190	-42.5	Liq. sol. Ether, Alcohol; INFLAMMABLE, at 20°C - 8,4 bar
Propanole (Propyl Alcohol)	CH ₃ CH ₂ CH ₂ OH	100	80	2	X1 P1 G1 V1 P1	EBPGG	1	1	1	1		0.8	-127	97	H ₂ O, Alcohol, Ether sol. liquid
Propanone (Acetone)	CH ₃ CO CH ₃	100	55	2	X1 E1 X1 V1E1	GBEGG		1				0.79	-94.3	56.2	Liq. Mix H ₂ O, Alcohol, Ether, Chlorophorm. Volatile Inflammable
Propion Aldehyde	C ₂ H ₅ CHO	100	30	2	X1 E1 G1 V1 E1	EBEGG		1				0.8		48.8	H ₂ O sol. liq., INFLAMMABLE
Propionic Acid (Methylac.)	CH ₃ CH ₂ CO ₂ H	100	30	45	X1 X1 C1 X1 C1 Z1 C4 C1	VY1TGG						0.99	-21	141	Liq. sol. H ₂ O, Alcohol, Ether, Chlorophorm
Propionic Anhydride	(CH ₃ CH ₂ CO) ₂ O	100	40	4	X1 X1 C1 X3 V1 C1	U1BTGG						1.01	-45	169	Liq. sol. Alcohol, Ether, Chlorophorm, Alkali
Propyl Acetate	CH ₃ COO:CH ₂ CH ₂ CH ₃	100	30	45	X1 X1 C1 X1 C1 Z1 C4 C1	VY1TGG		2				0.88		96-102	Liquid mix. Alcohol, Ketones, Estheres, Oils, Hydrocarbons; INFLAMMABLE
Propyl Alcohol (Propanol)	CH ₃ CH ₂ CH ₂ OH	100	80	2	X1 P1 G1 V1 P1	EBPGG	1	1	1	1		0.8	-127	97	Liq. sol. H ₂ O, Alcohol, Ether
Propyl Benzoate		100	40	2	X1 E1 G1 V1 E1	EBEGG		1							
Propyl Butyrate	C ₃ H ₇ OOC C ₃ H ₇	100	50	2	X1 E1 X1 V1 E1	GBEGG		1				0.87	-95.2	142.7	
Propyl Phormate	CH ₃ CH ₂ CH ₂ OOC H	100	40	2	X1 E1 G1 V1 E1	EBEGG		1				0.9	-92.9	81.3	Liquid mixable Alcohol, Ether; INFLAMMABLE
Propyl Phtalate		100	50	2	X1 E1 X1 V1 E1	GBEGG		1							
Propyl Propionate	CH ₃ CH ₂ COOCH ₂ CH ₂ CH ₃	100	40	2	X1 E1 G1 V1 E1	EBEGG		1					-76	122	Liquid sol. in org. solventes
Propylene	CH ₃ CH:CH ₂	100	30	2 Dual	X1 Y1 G1 V1 Y1	EBVGG				1		Liq. 0.5	-185.2	-47.7	Gas sol. in Alcohol, Ether; INFLAMMABLE
Propylene Dichloride (Dichloropropane)	CH ₃ CH Cl CH ₂ Cl	100	30	4	X1 X1 C1 X1 V1 C1	GBTGG		2				1.15		96.3	Liquid sol. in H ₂ O, Alcohol, Ether. - INFLAMMABLE
Propylene Glycol	CH ₃ CHOH CH ₂ OH	<30	150	5	X1 E1 X1 E1 K1 V3 E1	Q1AEGG		1		1		1.03		187.3	Oily liquid deriving from Propylene Oxyde
Propylene Oxyde	CH ₃ CHCl CH ₂ Cl	100	70	4	X1 X1 C1 X1 V1 C1	GBTGG						1.15	-80	96.3	Soluble in common solvents, not in H ₂ O
Proteinal		100	40	4	X1 X1 C1 X3 X3 C1	U1U1TGG									Liquid with crystals

Legend: "the material number codes 6, 7, 8, Y, 1" - 1= Recommended, 2 = Suitable, If not indicated, insufficient data or not suitable

Fluid	Chemical formula	Concentration %	Temperature °C	Seal type	Roten code	EN code	P1	E1	N1	Y1	V3	Density kg/dm ³	Melting point °C	Boiling point °C	Notes
Prussic Acid (Hydrogen Cyanide)	H CN	99	<25	5 Dual	X1 E1 X1 E1 K1 V1 E1	Q1BEGG	2	1	2	1		0.69	-13	26	Liq. sol. H ₂ O, Ether, Alcohol; EXPLOSIVE, POISONOUS VAPOURS
Pydraul 150 A200 Ac F9 625		100	80	2	X1 Y1 G1 V1 Y1	EBVGG				1	1				
Pyridine	N(CH ₂)CH	100	70	4	X1 X1 C1 X1 V1 C1	GBTGG						0.97	-42	115.5	Liquid sol. in H ₂ O, Alcohol, Benzene, Ether, Fatty Acids; INFLAMMABLE
Pyrocatechol	C ₆ H ₄ (OH) ₂	Sat.	140	4	X1 X1 C1 X3 X3 C1	U1U1TGG						1.37	104	245	Crystal sol H ₂ O, Alcohol, Ether, Benzene.
Pyrogallic Acid	C ₆ H ₃ (OH) ₃	Sat.	50	5	X1 Y1 X1 Y1 Z1 V1 Y1	VBVGG				1		1.46	133	309	Cryst. sol. H ₂ O, Alcohol, Ether; POISONOUS, EXPLOSIVE
Pyroligneous Acid		100	80	4	X1 X1 C1 X1 V1 C1	GBTGG		2				1.03			Liq. containing: Acetil Acid, Methanol, Acetone, Furfural, Alcohol, Mix. H ₂ O
Pyroluble		100	120	2	X1 Y1 G1 V1 Y1	EBVGG		2		1	1				
Rapeseed Oil		100	80	5	X1 P1 X1 P1 Z1 V1 P1	VBPGG	1			1		0.91	0		
Recycling Oil		100	80	2	X1 P1 G1 V1 P1	EBPGG	1			1	1				
Red-fuming Nitric Acid	HNO ₃	86	60	45	L1 L1 C1 L1 C1 K1 K1 C1	Q1Q11TMM									Liq. mix. H ₂ O; POISONOUS, SCALDING
Reffinate Oil		100	50	2	X1 Y1 G1 V1 Y1	EBVGG	1		2	1	1				
Resins		100	150	4 Dual	X1 X1 C1 X3 X3 C1	U1U1TGG									Washing with solvent
Resorcin (Resorcinol)	C ₆ H ₄ (OH) ₂	Sat.	120	5	X1 E1 X1 E1 K1 K1 E1	Q1Q1EGG		1				1.27	110.7	281	H ₂ O, Alcohol, Ether, Glycerol, Benzene sol. Crystals
Rock Alum		15	50	5	X1 P1 X1 P1 K1 R1 P1	Q1U3PGG	1								
Rockets Propellant		100	90	4	X1 X1 C1 X1 V1 C1	GBTGG									
Rongalite		100	60	4	X1 X1 C1 X3 X3 C1	U1U1TGG									Formaldehyde + Sodium Hydrosolphite. Reducing, decolourant.
Run (Ron)		100	60	2	X1 E1 X1 V1 E1	GBEGG	1	1	1	1					
Salicylic Acid	C ₆ H ₄ (OH)(COOH)	Sat.	70	5	X1 E1 X1 E1 Z1 V1 E1	VBEGG	2	1		1		1.44	161	211	Powder sol. Acetone, Alcohol, Ether, Benzene
Salt 66 (Caprolactam)	CH ₂ (CH ₂) ₄ NHCO	100	>60	4	X1 X1 C1 X3 X3 C1	U1U1TGG				2		-1.1	69		H ₂ O; Chlorate solvents, Petroleum derivates, sol. Crystals
Salt peter (Potassium Nitrate)	KNO ₃	Sat.	70	5	X1 P1 X1 P1 K1 R1 P1	Q1U3PGG	1	1	1	1		2.1	337		H ₂ O soluble Crystals
Salt water (Calcium Chloride)		Sat.	80	5	X1 E1 X1 E1 K1 V1 E1	Q1BEGG	1	1	1	1					
Salt water (Sodium Chloride)		Sat.	80	5	X1 E1 X1 E1 K1 V1 E1	Q1BEGG	1	1	1	1					
Sewer Liquids		100	80	5	X1 Y1 X1 Y1 K1 K1 Y1	Q1Q1VGG	1	1	2	1					

The data shown can be changed to reflect any improvement without notice.

Legend: "the material number codes 6, 7, 8, Y, 1" - 1= Recommended, 2 = Suitable, If not indicated, insufficient data or not suitable

Fluid	Chemical formula	Concentration %	Temperature °C	Seal type	Roten code	EN code	P1	E1	N1	Y1	V3	Density kg/dm ³	Melting point °C	Boiling point °C	Notes
Sewage Sludge		100	80	5	X1 Y1 X1 Y1 K1 K1 Y1	Q1Q1VGG	1	1	2	1					
Silane (Monosilicomethane)	SiH ₄	100	60	4	X1 X1 C1 X1 V1 C1	GBTGG									Comp. similar to Hydrocarbons. VOLATILE
Silicate Esters		100	80	5	X1 Y1 X1 Y1 K1 R1 Y1	Q1U3VGG				1					It solves carbon
Silicone Oil		100	80	2	X1 E1 G1 V1 E1	EBEGG	1	1	1	1	1				
Silver Nitrate	Ag NO ₃	5	20	5	X1 E1 X1 E1 Z1 C4 E1	VY1EGG	2	1	1	1		4.3	212		Crystals sol. in hot H ₂ O, Glycerols, POISONOUS
Skydrol 500-7000		100	80	2	X1 E1 G1 V1 E1	EBEGG		1			1				
Slurry		100	90	5	X1 Y1 X1 Y1 K1 R1 Y1	Q1U3VGG				1					
Soaps		Sat.	140	5	X1 E1 X1 E1 K1 V1 E1	Q1BEGG	1	1	2	1					
Soda, Ash-Solvay	Na ₂ CO ₃	Sat.	<70	5	X1 E1 X1 E1 K1 K1 E1	Q1Q1EGG	1	1	1	1					H ₂ O soluble Powder
Soda and Water	H ₂ O + Na ₂ CO ₃	3	70	5	X1 E1 X1 E1 Z1 V1 E1	VBEGG	1	1	1	1					Washing-Cleaning solution
Sodium Acetate	Na C ₂ H ₃ O ₂	Sat.	90	5	X1 E1 X1 E1 Z1 V1 E1	VBEGG	2	1	2			1.5	58		H ₂ O, Ether sol. Crystals
Sodium Alkylsulphate		10	70	5	X1 Y1 X1 Y1 Z1 V1 Y1	VBVGG				1					
Sodium Alluminate	Na Al O ₂	Sat.	80	5	X1 Y1 X1 Y1 Z1 V1 Y1	VBVGG				1					H ₂ O soluble Powder
Sodium Aluminate Calcareous	Na ₂ Al ₂ O ₄	Sat.	80	5	X1 P1 X1 P1 K1 R1 P1	Q1U3PGG	1								H ₂ O sol. powder. Alkaline solution
Sodium Bicarbonate (Baking Soda)	NaHCO ₃	Sat.	60	5	X1 P1 X1 P1 Z1 V1 P1	VBPGG	1	1	1	1		2,15			H ₂ O sol. Crystals
Sodium Bichromate	Na ₂ Cr ₂ O ₇ ·2H ₂ O	Sat.	60	5	X1 Y1 X1 Y1 K1 K1 Y1	Q1Q1VGG				1		2.5	357		H ₂ O sol. Crystals, SCALDING
Sodium Bisulphate	Na H SO ₄	Sat.	20	5	X1 P1 X1 P1 Z1 V1 P1	VBPGG	1	1	1	1		2.1	58.5		H ₂ O sol. Crystals
Sodium Bisulphite	Na H SO ₃	Sat.	20	5	X1 P1 X1 P1 Z1 V1 P1	VBPGG	1	1	1	1		1.48			H ₂ O sol. Crystals
Sodium Borate (Borax)	Na ₂ B ₄ O ₇ ·10H ₂ O	Sat.	60	5	X1 E1 X1 E1 K1 R1 E1	Q1U3EGG	1	1	1	1		1.73			H ₂ O sol. Crystals.
Sodium Chloride	Na Cl	20	-40	5	X1 E1 X1 E1 K1 V1 E1	Q1BGG	1	1	1	1		2.1			H ₂ O and Glycerol sol. Crystals
Sodium Citrate	C ₆ H ₅ O ₇ Na ₃ · 2H ₂ O	Sat.	80	5	X1 E1 X1 E1 K1 R1 E1	Q1U3EGG	1	1	1	1			150		H ₂ O sol. Crystals
Sodium Cyanide	Na CN	Sat.	40	5	X1 P1 X1 P1 Z1 V1 P1	VBPGG	1	1	1						H ₂ O sol. Crystals; POISONOUS
Sodium Glutamate	COOH(CH ₂) ₂ CH(NH ₂)COONa	Sat.	90	5	X1 E1 X1 E1 K1 V1 E1	Q1BEGG		1							H ₂ O and Alcohol sol. Crystals
Sodium Hydrosulphite	Na ₂ S ₂ O ₄	Sat.	70	5	X1 XE1 X1 E1 K1 K1 E1	Q1Q1EGG		1					55		H ₂ O sol. Crystals
Sodium Hydroxide (Caustic Soda)	Na OH	10	70	5	X1 E1 X1 E1 Z1 V1 E1	VBEGG	2	1	2	2		2.13			H ₂ O, Alcohol, Glycerol sol Crystals ; CAUSTIC
Sodium Hydroxide (Caustic Soda)	NaOH	30	70	5	X1 E1 X1 E1 K1 K1 E1	Q1Q1EGG	2	1	2	2		2.13			H ₂ O, Alcohol, Glycerol sol Crystals; CAUSTIC
Sodium Hydroxide (Caustic Soda)	NaOH	Sat.	90	5	L1 E1 L1 E1 K1 K1 E1	Q1Q1EMM		1				2.13			H ₂ O, Alcohol, Glycerol sol Crystals; CAUSTIC
Sodium Metanylate	NaSO ₃ C ₆ H ₄ NH ₂	Sat.	40	5	X1 Y1 X1 Y1 K1 V1 Y1	Q1BVGG				1					

The data shown can be changed to reflect any improvement without notice.

Legend: "the material number codes 6, 7, 8, Y, 1" - 1= Recommended, 2 = Suitable, If not indicated, insufficient data or not suitable

Fluid	Chemical formula	Concentration %	Temperature °C	Seal type	Rothen code	EN code						Density kg/dm ³	Melting point °C	Boiling point °C	Notes
							P1	E1	N1	Y1	V3				
Sodium Hypochlorite	Na O Cl . 5H ₂ O	100	30	7F	X1 Y1 Z1 C4 A1 H1 X1	VY1VGG	2	2		1					Oxidizing, Irritating
Sodium Hypochlorite	Na O Cl . 5H ₂ O	20	70	5	L1 Y1 L1 Y1 K1 K1 Y1	Q1Q1VMM	2	2		1					Oxidizing, Irritating
Sodium Hypochlorite (Bleaching)	(NaOCl + Na ₂ CO ₃ + Cl active)	100	60	5	L1 Y1 L1 Y1 K1 K1 Y1	Q1Q1VMM	2	2		1					Oxidizing, Irritating
Sodium Metanilate	Na SO ₃ C ₆ H ₄ NH ₂	Sat.	40	5	X1 Y1 X1 Y1 K1 V1 Y1	Q1BVGG				1					
Sodium Metaphosphate	(Na PO ₃) _n	Sat.	40	5	X1 P1 X1 P1 Z1 V1 P1	VBPGG	1	1		2					
Sodium Methylate	CH ₃ ONa	Sat.	75	5	X1 E1 X1 E1 K1 V1 E1	Q1BEGG		1							Amorphous powder, soluble in Methilic and Ethilic Alcohol; decomposed by water.
Sodium Nitrate	Na NO ₃	Sat.	60	5	X1 E1 X1 E1 Z1 V1 E1	VBEGG	2	1	2		2.26	308	380	H ₂ O, Glycerol sol. Crystals	
Sodium Nitrite	Na NO ₂	Sat.	30	5	X1 P1 X1 P1 Z1 V1 P1	VBPGG	1				2.1	271		H ₂ O sol. Crystals, INFLAMMABLE	
Sodium Perborate	NaBO ₂ H ₂ O ₂ 3H ₂ O	Sat.	60	5	X1 E1 X1 E1 K1 K1 E1	Q1Q1EGG	2	1	2	1		63		Hardly sol. Crystals in H ₂ O and Glycerol	
Sodium Perchlorate	NaClO ₄	Sat.	40	5 Dual	X1 Y1 X1 Y1 K1 K1 Y1	Q1Q1VGG				1	2.02	482		H ₂ O and Alcohol soluble Crystals, EXPLOSIVE, DANGEROUS	
Sodium Peroxide	Na ₂ O ₂	10	70	5	X1 E1 X1 E1 K1 V1 E1	Q1BEGG	2	1	2	1	2.8			H ₂ O sol. Powder; Heat developing	
Sodium Plumbite (Doctor Solution)	Na ₂ Pb O ₂	Sat.	80	5	X1 E1 X1 E1 K1 K1 E1	Q1Q1EGG	1	1							TOXIC, CORROSIVE
Sodium Salicylate	HOC ₆ H ₄ COONa	Sat.	80	5	X1 E1 X1 E1 Z1 V1 E1	VBEGG		1							H ₂ O, Alcohol, Glycerol soluble Crystals
Sodium Silicate (Water Glass)		Sat.	20	2 Dual	X1 Y1 X3 X3 Y1	U1U1VGG	1	1	1	1					It Solidifies
Sodium Sulphate	Na SO ₄	Sat.	70	5	X1 P1 X1 P1 K1 R1 P1	Q1U3PGG	1	1	1	1	2.6			H ₂ O, Glycerol sol. Crystals	
Sodium Sulphide	Na ₂ S 9H ₂ O	Sat.	30	5	X1 P1 X1 P1 Z1 V1 P1	VBPGG	1	1	1	1	1.42			H ₂ O soluble Crystals	
Sodium Sulphite	Na ₂ SO ₃ 7H ₂ O	Sat.	30	5	X1 P1 X1 P1 Z1 V1 P1	VBPGG	1	1	1	1	1.59			H ₂ O soluble Crystals	
Sodium Tetraborate (Borax)	Na ₂ B ₄ O ₇ 10H ₂ O	Sat.	140	5	X1 E1 X1 E1 K1 R1 E1	Q1U3EGG	1	1	1	1	1.75			H ₂ O soluble Crystals	
Sodium Thiosulphate	Na ₂ S ₂ O ₃ 5H ₂ O	Sat.	70	5	X1 E1 X1 E1 Z1 V1 E1	VBEGG	2	1	1	1	1.73	48		H ₂ O soluble Crystals	
Sodium Toluenesulphonate	CH ₃ C ₆ H ₄ SO ₃ Na	100	60	5	X1 Y1 X1 Y1 K1 V1 Y1	Q1BVGG				1					Sodiumtoluene Acid + Na - salts soluble H ₂ O
Sodiumborate (Borax)	Na ₂ B ₄ O ₇ : 10H ₂ O	Sat.	60	5	X1 E1 X1 E1 K1 R1 E1	Q1U3EGG	1	1	1	1	1.75			H ₂ O sol. Crystals	
Sodiumphosphate (mono-bi-tri)	NaHPO ₄ . H ₂ O	Sat.	50	5	X1 P1 X1 P1 Z1 V1 P1	VBPGG	1	1	2	1					H ₂ O soluble Crystals
Soluble Oil (Cut Emuls.)		100	120	2	X1 Y1 X3 X3 Y1	U1U1VGG	1		2	1	1				
Solvents in general		100	90	4	X1 X1 C1 X1 V1 C1	GBTGG									
Sorbitol	C ₆ H ₈ (OH ₆)	Sat.	110	5	X1 E1 X1 E1 K1 V1 E1	Q1BEGG	1	1	2	1	1.47	97		H ₂ O Soluble powder	

The data shown can be changed to reflect any improvement without notice.

Legend: "the material number codes 6, 7, 8, Y, 1" - 1= Recommended, 2 = Suitable, If not indicated, insufficient data or not suitable

Fluid	Chemical formula	Concentration %	Temperature °C	Seal type	Roten code	EN code						Density kg/dm ³	Melting point °C	Boiling point °C	Notes
							P1	E1	N1	Y1	V3				
Soybean Oil		100	80	5	X1 P1 X1 P1 Z1 V1 P1	VBPGG	1		2	1		0.92	22		Saponificating
Starch		Sat.	93	2 Dual	X1 E1 X3 X3 E1	U1U1EGG		1							
Steam	H ₂ O	100	110	5 Dual	X1 E1 X1 E1 Z1 V1 E1	VBEGG		1			1				
Steam		100	180	5 Dual	X1 E1 X1 E1 K1 V3 E1	Q1AEGG		1			1				
Steam		100	145	5 Dual	X1 E1 X1 E1 K1 V1 E1	Q1BEGG		1			1				
Stearic Acid	CH ₃ (CH ₂) ₁₆ CO ₂ H	100	>75	4	X1 X1 C1 X3 X3 C1	U1U1TGG	2	2	2			0.84	69.6	361	Wax-like substance sol. Alcohol, Ether, Chloroph
Stearine	C ₃ H ₅ (C ₁₈ H ₃₅ O ₂) ₃	100	>75	4	X1 X1 C1 X3 X3 C1	U1U1TGG	2	2	2			0.94	71.6		Crystals soluble in Alcohol, Chlorophorm, Carb. Disulphide
Steel Hardening Oil		100	180	5	X1 Y1 X1 Y1 K1 R1 Y1	Q1U3VGG	1			1	1				
Strontium Nitrate	Sr(NO ₃) ₂ ·4H ₂ O	Sat.	60	5	X1 P1 X1 P1 Z1 V1 P1	VBPGG	1					2.25			H ₂ O soluble Powder
Styrene or Styrol	C ₆ H ₅ CH:CH ₂	100	140	4	X1 X1 C1 X3 X3 C1	U1U1TGG				2		0.9	-30.6	145.2	Oily liquid sol. in Alcohol, Ether
Styrol + acrylic nitrile		100	140	4 Dual	X1 X1 C1 X3 X3 C1	U1U1TGG									IT POLYMERIZES
Succinic Acid	HOOC CH ₂ CH ₂ COOH	Sat.	90	5	X1 E1 X1 E1 Z1 V1 E1	VBEGG		1				1.55	185	235	H ₂ O - sol. crystals
Sugar (Cooked Mass)		100	90	2 Dual	X1 Y1 X3 X3 Y1	U1U1VGG	1	1	2	1					
Sugar Juice		100	70	5	X1 E1 X1 E1 K1 V1 E1	Q1BEGG	1	1	2	1					
Sugar Juices		100	90	5 Dual	X1 E1 X1 E1 K1 V1 E1	Q1BEGG	1	1	2	1					
Sugar Solutions		10	80	5	X1 P1 X1 P1 K1 V1 P1	Q1BPGG	1	1	2	1					
Sugar Syrup		15	70	5	X1 E1 X1 E1 K1 V1 E1	Q1BEGG	1	1	2	1					
Sulfuric Acid	H ₂ SO ₄	96	20	5	X1 Y1 X1 Y1 K1 K1 Y1	Q1Q1VGG				1		1.84	10.4	>315	Oily liq. - mix. H ₂ O It gives heat - SCALDING
Sulfuric Acid	H ₂ SO ₄	20	50	5	L1 Y1 L1 Y1 K1 K1 Y1	Q1Q1VMM				1					Oily liq. - mix. H ₂ O It gives heat - SCALDING
Sulfuric Acid	H ₂ SO ₄	3	<18	5	X1 Y1 X1 Y1 Z1 V1 Y1	VBVGG		2		1					Oily liq. - mix. H ₂ O It gives heat - SCALDING
Sulfuric Acid	H ₂ SO ₄	3	50	5	X1 Y1 X1 Y1 K1 V1 Y1	Q1BVGG		2		1					Oily liq. - mix. H ₂ O It gives heat - SCALDING
Sulfurous Acid	H ₂ SO ₃	5	20	5	L1 Y1 L1 Y1 Z1 V1 Y1	VBVMM	2	2	2	1		1.03			Water-solution of SO ₂
Sulphon Acid		100	90	5	L1 Y1 L1 Y1 K1 K1 Y1	Q1Q1VMM				1					Benzene + SO ₃
Sulphon Alcohol		100	70	2	X1 E1 G1 V1 E1	EBEGG		1							
Sulphonic Solution		100	30	5	L1 Y1 L1 Y1 K1 K1 Y1	Q1Q1VMM				1					
Sulfonate		100	90	5	X1 Y1 X1 Y1 K1 K1 Y1	Q1Q1VGG				1					
Sulfur	S	Sat.	40	5	X1 E1 X1 E1 K1 K1 E1	Q1Q1EGG	1	2	1			1.96 - 2.06	112-119	445	Crystals sol. in Benzene, C. Tetrachloride, C. Disulphite; INFLAMMABLE
Sulfur (Melted)	S	100	>112	5 Dual	X1 Y1 X1 Y1 K1 R1 Y1	Q1U3VGG	1	2	1						

The data shown can be changed to reflect any improvement without notice.

Legend: "the material number codes 6, 7, 8, Y, 1" - 1= Recommended, 2 = Suitable, If not indicated, insufficient data or not suitable

Fluid	Chemical formula	Concentration %	Temperature °C	Seal type	Roten code	EN code	P1	E1	N1	Y1	V3	Density kg/dm ³	Melting point °C	Boiling point °C	Notes
Sulfur (Wet - Colloidal)	S	100	>120	5 Dual	X1 E1 X1 E1 K1 R1 E1	Q1U3EGG		1	2	1					
Sulfur Chloride	S ₂ Cl ₂	100	20	5	X1 Y1 X1 Y1 Z1 V1 Y1	VBVGG				1		1.69	-80	138	Oily liquid soluble in Alcohol, Ether, Benzene; IRRITANT
Sulfur Dioxide	SO ₃ (alfa, beta, gamma)	100	30	5	X1 E1 X1 E1 Z1 V1 E1	VBEGG		1	2	1		Liq. 1.43	-76	-10	Liquid or Gas, soluble in H ₂ O, Alcohol, Ether; at 20°C - 4,2 bar IRRITANT
Sulfur Trioxide	SO ₃	100	40	5	L1 Y1 L1 Y1 K1 V1 Y1	Q1BVMM		2		1			17-62	45	Mixed with H ₂ O it gives H ₂ SO ₄ with exothermic reaction
Sulfurous Anhydride	SO ₂	100	30	5	X1 E1 X1 E1 Z1 V1 E1	VBEGG		1	2			Liq. 1.43	-76	-10	Liq. or gas. At 20°C - 3,2 bar - Sol. Alcohol, Ether, H ₂ O
Sulfuric Anhydride (S.Trioxide)	SO ₃ (alfa, beta, gamma)	100	40	5	L1 Y1 L1 Y1 K1 V1 Y1	Q1BVMM		2		1			17 - 62	45	With H ₂ O it gives H ₂ SO ₄ with esothermic reaction
Syntethic Detergents		100	90	5	X1 Y1 X1 Y1 K1 V1 Y1	Q1BVGG				1					
Syrup		100	60	5	X1 P1 X1 P1 K1 V1 P1	Q1BPGG	1	1	2	1					
Tallow		100	80	5	X1 Y1 X1 Y1 K1 V1 Y1	Q1BVGG	1	2	2	1	1	0.9 - 1			
Tannic Acid (Tannin)	C ₇₆ H ₃₂ O ₄₆	Sat.	110	5	X1 E1 X1 E1 Z1 V1 E1	VBEGG	1	1	2	1			210		Powder sol. H ₂ O, Alcohol, Acetone
Tannic Liquor		100	60	5	X1 P1 X1 P1 Z1 V1 P1	VBPGG	1	1	2	1					
Tannic Solution		100	110	5	X1 E1 X1 E1 Z1 V1 E1	VBEGG	1	1	2	1					
Tar		100	>130	2 Dual	X1 Y1 X3 X3 Y1	U1U1VGG	2			1		1.2			
Tar (Fossil carbon tar)		100	>130	2 Dual	X1 Y1 X3 X3 Y1	U1U1VGG	2			1					
Tar and Ammonia		100	>130	4 Dual	X1 X1 C1 X3 X3 C1	U1U1TGG	2								
Tar Oil		100	150	5	X1 Y1 X1 Y1 K1 R1 Y1	Q1U3VGG				1	1				
Tartaric Acid	C ₄ H ₆ O ₆	50	80	5	X1 P1 X1 P1 Z1 V1 P1	VBPGG	1	2	2	1		1.76	170		Cryst. sol. H ₂ O, Alcohol, Ether
Terephtalic Acid	C ₆ H ₄ (COOH) ₂	Sat.	70	45 Dual	X1 X1 C1 X1 C1 K1 V1 C1	Q1BTGG						1.51			Cryst. sol. in Alkali; Washing with demineralized water
Terpene Dicyclic		100	80	2	X1 Y1 G1 V1 Y1	EBVGG				1	1				
Terpene Monocyclic		100	80	2	X1 Y1 G1 V1 Y1	EBVGG				1	1				
Terpene Olephinic		100	60	2	X1 Y1 G1 V1 Y1	EBVGG				1	1				
Terphenyl		100	180	5	X1 Y1 X1 Y1 K1 R1 Y1	Q1U3VGG				1	1				
Testing petrol		100	50	2	X1 P1 G1 V1 P1	EBPGG	1			1	1				Liq. VOLATILE, INFLAMMABLE
Tetraciline (Antibiotic)		30	90	5	X1 Y1 X1 Y1 K1 R1 Y1	Q1U3VGG				1					Powder, Crystals soluble in H ₂ O and diluted HCl
Tetraclorodifenyethane (TDE)		Sat.	160	4	X1 X1 C1 X3 X3 C1	U1U1TGG							110		Crystals sol. in organic solvents similar to DDT
Tetrahydrofuran	CH ₂ CH ₂ CH ₂ CH ₂ O	100	40	4	X1 X1 C1 X1 V1 C1	GBTGG		2				0.88	-65	66	Liquid soluble in H ₂ O, Organic solvents

The data shown can be changed to reflect any improvement without notice.

Legend: "the material number codes 6, 7, 8, Y, 1" - 1= Recommended, 2 = Suitable, If not indicated, insufficient data or not suitable

Fluid	Chemical formula	Concentration %	Temperature °C	Seal type	Roten code	EN code	P1	E1	N1	Y1	V3	Density kg/dm ³	Melting point °C	Boiling point °C	Notes
Tetrahydronaphtalene (Tetralin)	C ₁₀ H ₁₂	100	90	5	X1 Y1 X1 Y1 K1 V1 Y1	Q1BVGG				1		0.98	-25	206	Liquid mix. Solvents, It POLYMERIZES
Textile stiffener		Sat.	90	2	X1 Y1 X3 X3 Y1	U1U1VGG				1					
Thionile Chloride	SO Cl ₂	20	40	4	L1 L1 C1 L1 V2 C1	MCTMM				2		1.63	-105	79	
Tinchloride	Sn Cl ₄	100	70	7	X1 Y1 Z1 V2 Y1 H1 X1	VCVGG	1	1		1		2.27	-33	114	Liquid soluble in H ₂ O, Alcohol, Carb. Disulphide; CAUSTIC
Titanium Bioxyd + Water	Ti O ₂ +H ₂ O	10	40	5	X1 Y1 X1 Y1 K1 R1 Y1	Q1U3VGG	1	1		1		3.8			Powder soluble in hot H ₂ SO ₄ , Alkali
Titanium Tetrachloride	Ti Cl ₄	100	20	5	X1 Y1 X1 Y1 Z1 V1 Y1	VBVGG	2			1		1.76	-30	136	Liquid soluble in HCl diluted with H ₂ O with temp. development
Toluene Diisocyanate	CH ₃ C ₆ H ₃ (NCO) ₂	100	90	4	X1 X1 C1 X1 V1 C1	GBTGG		2				1.22	21.5	251	Liquid soluble ether, acetone, organic solv.
Toluene Solution		100	90	5	X1 Y1 X1 Y1 K1 V1 Y1	Q1BVGG				1					
Toluensulphonic Acid (Ortho)	C ₆ H ₄ (SO ₃ H)(CH ₃)	Sat.	40	5	L1 Y1 L1 Y1 K1 V1 Y1	Q1BVMM				1			67.5	129	Cryst. sol. H ₂ O, Alcohol, Ether
Toluensulphonic Acid (Para)	C ₆ H ₄ (SO ₃ H)(CH ₃)	Sat.	40	5	L1 Y1 L1 Y1 K1 V1 Y1	Q1BVMM							107	140	Cryst. sol. H ₂ O, Alcohol, Ether
Toluidine (Ortho - Para)	C ₇ H ₉ N	100	220	4 Dual	X1 X1 C1 X3 X3 C1	U1U1TGG						1.1			Liquid soluble Alcohol, Ether. COMBUSTIBLE.
Toluol (Toluene)	CH ₃ C ₆ H ₅	100	40	2	X1 Y1 G1 V1 Y1	EBVGG				1		0.86	-94.5	110.7	Liquid sol. Alcohol, Benzene, Ether, INFLAMMABLE
Toluol (Toluene)	CH ₃ C ₆ H ₅	100	90	5	X1 Y1 X1 Y1 K1 V1 Y1	Q1BVGG				1		0.86	-94.5	110.7	Liquid sol. Alcohol, Benzene, Ether, INFLAMMABLE
Tomato Juice - Water solution		100	90	5	X1 Y1 X1 Y1 Z1 V1 Y1	VBVGG	1	1		1					
Tomato Pulp (concentrate)		100	90	5 Dual	X1 Y1 X1 Y1 K1 R1 Y1	Q1U3VGG	1	1		1					
Tomato Pulp (not conc.)		100	90	5	X1 Y1 X1 Y1 K1 R1 Y1	Q1U3VGG	1	1		1					
Tomato Pulp (Triconcentrate)		100	90	5 Dual	X1 Y1 X1 Y1 K1 R1 Y1	Q1U3VGG	1	1		1					
Tomato Sauce		100	90	5	X1 Y1 X1 Y1 K1 V1 Y1	Q1BVGG	1	1		1					
Toothpaste		100	30	5 Dual	X1 Y1 X1 Y1 K1 R1 Y1	Q1U3VGG	1	1		1					
Transformer Oil		100	140	2	X1 Y1 G1 V1 Y1	EBVGG	1		2	1	1				
Trichlorethylene	CH Cl : C Cl ₂	100	70	5	X1 Y1 X1 Y1 K1 V1 Y1	Q1BVGG				1		1.45	-73	86.7	Liquid mix. with org. solvents; POISONOUS
Trichlorethylene and Fossil Wheat 10%	CH Cl : C Cl ₂	100	40	5	X1 Y1 X1 Y1 K1 R1 Y1	Q1U3VGG				1					
Trichloroacetaldeide (Chloral)	C Cl ₃ CHO	100	90	4	X1 X1 C1 X1 V1 C1	GBTGG						1.5	-57	97.7	Oily liquid sol. in Alcohol, Ether, Chlorophorm; DANGEROUS VAPOURS

The data shown can be changed to reflect any improvement without notice.

Legend: "the material number codes 6, 7, 8, Y, 1" - 1= Recommended, 2 = Suitable, If not indicated, insufficient data or not suitable

Fluid	Chemical formula	Concentration %	Temperature °C	Seal type	Rothen code	EN code	P1	E1	N1	Y1	V3	Density kg/dm ³	Melting point °C	Boiling point °C	Notes
Tricresyl Borate (Meta, Para)	$(CH_3 C_6 H_4)_3 BO_3$	100	120	4	X1 X1 C1 X1 V1 C1	GBTGG						1.06		390	Liq. solub. Acetone, Chlorophorm, Benzene
Tricresyl Phosphate	$(CH_3 C_6 H_4 O)_3 PO$	100	90	5	X1 E1 X1 E1 Z1 V1 E1	VBEGG		1		2		1.2	-35	420	Liq. Mix solvents, Not in H ₂ O
Tridecene	$CH_3(CH_2)_{11}CH_3$	100	80	2	X1 Y1 G1 V1 Y1	EBVGG				1		0.75	-5.4	225	Alcohol sol. liquid
Triethylamine	$(C_2 H_5)_3 N$	100	60	5	X1 P1 X1 P1 Z1 V1 P1	VBPGG	1					0.72	-115	89.7	H ₂ O, Alcohol, Ether mix. liquid, INFLAMMABLE
Triethylene Glycol (TEG)	$HO(C_2 H_4 O)_3 H$	100	150	5	X1 E1 X1 E1 K1 V3 E1	Q1AEGG	1	1	1	1	1	1.12	-7.2	287	Colourless liq., Hygroscopic, sol. H ₂ O, Benzol, Toluol
Triethylphosphate	$(C_2 H_5)_3 PO_4$	100	60	2	X1 E1 X1 V1 E1	GBEGG		1					-56.4	216	Liquid soluble in organic solvents, mix. H ₂ O
Trixylenyl Phosphate	$[(CH_3)_2 C_6 H_3 O]_3 PO$	100	70	2	X1 E1 X1 V1 E1	GBEGG		1				1.15		240	H ₂ O mix. liquid
Turbo Oil (15-35)		100	90	2	X1 Y1 G1 V1 Y1	EBVGG	1		2	1	1				
Turpentine Oil	$C_{10} H_{16}$	100	70	2	X1 P1 G1 V1 P1	EBPGG	1			1	1	0.9		155	VOLATILE Essential Oil
Unleaded Petrol		100	50	2	X1 Y1 G1 V1 Y1	EBVGG				1	1				Liq. VOLATILE, INFLAMMABLE
Uranyl Nitrate Radioactive	$UO_2(NO_3)_2 \cdot 6H_2O$	Sat.	20	5	X1 Y1 X1 Y1 Z1 V1 Y1	VBVGG				1		2.8	60.2	118	Crystals soluble in H ₂ O, Alcohol, Ether
Urea (Carbamide)	$CO(NH_2)_2$	100	140	4 Dual	X1 X1 C1 X3 X3 C1	U1U1TGG		2				1.33	132.7		Crystals soluble in H ₂ O, Alcohol, Benzene
Urea Resins		100	140	4 Dual	X1 X1 C1 X3 X3 C1	U1U1TGG		2							Washing with solvent
Uric Acid	$C_5 H_4 O_3 N_4$	Sat.	70	5	X1 E1 X1 E1 Z1 V1 E1	VBEGG		1				1.89	250		Cryst. sol. in Alkali, Glycerol, Hot H ₂ SO ₄
Urine		100	40	2	X1 E1 X1 V1 E1	GBEGG		1							
Varnish (without Ketone solv.)		100	20	2 Dual	X1 Y1 X3 X3 Y1	U1U1VGG	2			1					Washing with solvent
Varnish with aromatic solvents		100	20	2 Dual	X1 Y1 X3 X3 Y1	U1U1VGG				1					Washing with solvent
Varnish with Nitre solvents		100	20	4 Dual	X1 X1 C1 X3 X3 C1	U1U1TGG									Washing with solvent
Varnish with non-aromatic solvents		100	20	4 Dual	X1 X1 C1 X3 X3 C1	U1U1TGG									Washing with solvent
Vaseline		100	80	5	X1 P1 X1 P1 K1 R1 P1	Q1U3PGG	1			1					
Vaseline Oil		100	80	5	X1 P1 X1 P1 K1 V1 P1	Q1BPGG	1			1		0.85	35		
Veg. and Animal Oil (not eatable)		100	180	5	X1 Y1 X1 Y1 K1 R1 Y1	Q1U3VGG	1			1	1				
Veg. Oil and Sulfur Bioxyde		100	70	5	X1 E1 X1 E1 Z1 V1 E1	VBEGG		1							
Veg. Oil Sulfunata		100	80	5	X1 P1 X1 P1 Z1 V1 P1	VBPGG	1			1					
Vegetable Juice		100	70	5	X1 E1 X1 E1 Z1 V1 E1	VBEGG	1	1		1					

Legend: "the material number codes 6, 7, 8, Y, 1" - 1= Recommended, 2 = Suitable, If not indicated, insufficient data or not suitable

Fluid	Chemical formula	Concentration %	Temperature °C	Seal type	Roten code	EN code	P1	E1	N1	Y1	V3	Density kg/dm ³	Melting point °C	Boiling point °C	Notes
Vegetable Oil		100	80	5	X1 P1 X1 P1 Z1 V1 P1	VBPGG	1			1					
Vermouth		100	80	5	X1 E1 X1 E1 Z1 V1 E1	VBEGG	1	1	1	1					
Vinegar		100	90	2	X1 E1 X1 V1 E1	GBEGG	2	1	2	2					
Vinyl Acetate	CH ₃ COOCH:CH ₂	100	20	2 Dual	X1 E1 X3 X3 E1	U1U1EGG	1	2				0.93	-92.8	73	Liq. Sol in organic solvents. INFLAMMABLE - IT POLYMERIZES
Vinyl Acetate (Poli - PVA)	[CH ₂ CH(OOCCH ₃)] _x	100	90	2 Dual	X1 E1 X3 X3 E1	U1U1EGG	1	2				1.19			Thermoplastic solid, soluble Ketones, Esters, Benzene, Chloro Hydrocarb.
Vinyl Benzene (Poli)		100	110	4 Dual	X1 X1 C1 X3 X3 C1	U1U1TGG				2					
Vinyl Chloride (Chloro Ethylene)	CH ₂ : CH Cl	100	30	5	X1 Y1 X1 Y1 K1 V1 Y1	Q1BVGG				1		Liq. 0.91	-159.7	-13.9	Liquid Gas soluble in Alcohol, Ether, INFLAMMABLE, liquid at 3 bar
Vinyl Chloride (Poli - PVC)	(CH ₂ : CH Cl) _n	100	90	2 Dual	X1 Y1 X3 X3 Y1	U1U1VGG				1					Powder or Granes, Thermo Plastic solid
Vinyl Cyanide (Acrylic Nitrile)	H ₂ C : CH CN	100	140	4	X1 X1 C1 X3 X3 C1	U1U1TGG						0.8	-83	77.4	Liquid soluble in organic solvents; INFLAMMABLE, TOXIC
Vinyl Ethylene (Butadiene)	H ₂ C:CHHC:CH ₂	100	20	5 Dual	X1 E1 X1 E1 K1 V1 E1	Q1BEGG	1	2	1			Liq. 0.6	-108.9	-4.41	Liquid Gas sol. Alcohol, Ether; at 20°C - 1.26 bar it POLYMERIZES, INFLAMMABLE
Vinyl Glue		100	30	2 Dual	X1 Y1 X3 X3 Y1	U1U1VGG				1					
Vinyl Resins (not Acetate)		100	90	2 Dual	X1 Y1 X3 X3 Y1	U1U1VGG				1					Washing with solvent
Vinylidenechloride pure (CVD)	CH ₂ C Cl ₂	100	70	5	X1 Y1 X1 Y1 K1 R1 Y1	Q1U3VGG				1			-122	32	VOLATILE liquid, INFLAMMABLE, it may polymerize if not inhibited
Virgin Naphta		100	110	5	X1 Y1 X1 Y1 K1 V1 Y1	Q1BVGG				1	1				
Viscose (Raion)		100	60	4	X1 X1 C1 X3 X3 C1	U1U1TGG						1.52			
Walnut Oil		100	80	5	X1 P1 X1 P1 K1 V1 P1	Q1BPGG	1	1		1		0.93			
Water	H ₂ O	100	80	2	X1 P1 G1 V1 P1	EBPGG	1	1	2	1	1	1	0	100	
Water - Brackish water		100	40	5	X1 P1 X1 P1 Z1 V1 P1	VBPGG	1	1		1					
Water - Bromine		Sat.	20	5	L1 Y1 L1 Y1 K1 K1 Y1	Q1Q1VMM				1					Br + H ₂ O - solution; CAUSTIC
Water Decationized	H ₂ O	100	40	5	L1Y1L1Y1Z1V1Y1	VBVMM	1			1					Agressive - Not stable
Water - Dejonized	H ₂ O	100	130	5	X1 Y1 X1 Y1 K1 V1 Y1	Q1BVGG	1	1		1					Agressive - Not stable
Water - Demineralized	H ₂ O	100	70	5	X1 P1 X1 P1 K1 R1 P1	Q1U3PGG	1	1	2	1	1				
Water - Dirty Water	H ₂ O	100	20	5	X1 P1 X1 P1 Z1 V1 P1	VBPGG	1	1		1					
Water - Distilled	H ₂ O	100	140	5	X1 E1 X1 E1 K1 V1 E1	Q1BEGG		1							
Water - Distilled	H ₂ O	100	90	5	X1 E1 X1 E1 Z1 V1 E1	VBEGG	1	1		1					
Water - drinkable	H ₂ O	100	140	5	X1 E1 X1 E1 K1 V1 E1	Q1BEGG	1	1	2						

The data shown can be changed to reflect any improvement without notice.

Legend: "the material number codes 6, 7, 8, Y, 1" - 1= Recommended, 2 = Suitable, If not indicated, insufficient data or not suitable

Fluid	Chemical formula	Concentration %	Temperature °C	Seal type	Roten code	EN code						Density kg/dm ³	Melting point °C	Boiling point °C	Notes
							P1	E1	N1	Y1	V3				
Water - Heavy Water	2H ₂ O (D ₂ O)	100	60	5	X1 E1 X1 E1 Z1 V1 E1	VBEGG	1	1	1		1.1	3.8	101.5		
Water - Mineral Waters		100	50	5	X1 E1 X1 E1 K1 V1 E1	Q1BEGG		1							
Water - Overheated	H ₂ O	100	140	5	X1 E1 X1 E1 K1 V1 E1	Q1BEGG		1	1						
Water - Oxydating Mine Water		100	20	2 Dual	X1P1X3X3P1	U1U1PGG	1		1					Washing with demineralized H ₂ O	
Water - Paint		100	20	2 Dual	X1 E1 X3 X3 E1	U1U1EGG		1						Washing with demineralized H ₂ O	
Water Paint (Cataphoresis)	H ₂ O	100	90	5	X1 E1 X1 E1 Z1 V1 E1	VBEGG	2	1	2	1					
Water - Radioactive water		100	120	5	X1 Y1 X1 Y1 K1 V1 Y1	Q1BVGG	1	1	1	1					
Water - Refrigerating towers		100	120	5	X1 Y1 X1 Y1 K1 R1 Y1	Q1U3VGG			1						
Water - Return water		100	60	5	X1 P1 X1 P1 Z1 V1 P1	VBPGG	1	1	1		1.03				
Water - Sea Water		100	80	5	X1 P1 X1 P1 Z1 V1 P1	VBPGG	1	1	2	1	1				
Water - Soap water		100	60	5 Dual	X1 Y1 X1 Y1 K1 R1 Y1	Q1U3VGG		1	1						
Water - Thermal Water and mud		100	60	5	X1 Y1 X1 Y1 Z1 V1 Y1	VBVGG		1	1						
Water - Thermal Waters	H ₂ O	100	30	5	X1 P1 X1 P1 Z1 V1 P1	VBPGG	1	1	1	1					
Water (Cold washing)		100	60	2	X1 P1 X3 X3 P1	U1U1PGG	1	1	1						
Water + Abrasives (5%)		100	60	2	X1 P1 X3 X3 P1	U1U1PGG	1	1	1						
Water + Chlorine		Sat.	80	5	L1 Y1 L1 Y1 K1 K1 Y1	Q1Q1VMM	1	1	1						
Water + Detergents		Sat.	80	5	X1 E1 X1 E1 K1 V1 E1	Q1BEGG		1	1						
Water + Glycerine		100	140	5	X1 E1 X1 E1 K1 V1 E1	Q1BEGG	1	1	1	1					
Water + Mud		100	20	2	X1 P1 X3 X3 P1	U1U1PGG	1	1	1						
Water + sand (5%)		100	60	2	X1 P1 X3 X3 P1	U1U1PGG	1	1	1						
Water + Soda Solvay		Sat.	70	5	X1 E1 X1 E1 K1 K1 E1	Q1Q1EGG	1	1	1	1					
Water + soluble oil		100	80	2	X1 P1 G1 V1 P1	EBPGG	1		2	1	1				
Water Gas		100	30	5 Dual	X1 P1 X1 P1 Z1 V1 P1	VBPGG	1		1	1				Mixture of Gas H + Gas CO; COMBUSTIBLE	
Water steam	H ₂ O	100	180	580 Dual	L3 W1 X9 K1 W1 H1 X1	AQ1KMG				1					
Water steam	H ₂ O	100	145	5 Dual	X1 E1 X1 E1 K1 V3 E1	Q1AEGG		1		1					
Water steam	H ₂ O	100	110	5 Dual	X1 E1 X1 E1 K1 V1 E1	Q1BEGG		1		1					
Wax		100	130	5	X1 Y1 X1 Y1 K1 V1 Y1	Q1BVGG			1	1	0.96				

The data shown can be changed to reflect any improvement without notice.

Legend: "the material number codes 6, 7, 8, Y, 1" - 1= Recommended, 2 = Suitable, If not indicated, insufficient data or not suitable

Fluid	Chemical formula	Concentration %	Temperature °C	Seal type	Roten code	EN code						Density kg/dm ³	Melting point °C	Boiling point °C	Notes
							P1	E1	N1	Y1	V3				
Wax (Emulsion)		100	90	5	X1 Y1 X1 Y1 K1 V1 Y1	Q1BVGG				1	1				
Wax (Paraffine Wax)		100	90	2	X1 Y1 X3 X3 Y1	U1U1VGG				1	1				
Whale Oil		100	80	5	X1 P1 X1 P1 Z1 V1 P1	VBPGG	1	2	2	1		0.93			
Whisky		100	40	2	X1 P1 X1 V1 P1	GBPGG	1	1							
White Pine Oil		100	80	2	X1 Y1 X3 V1 Y1	U1BVGG	2			1					
White Spirit		100	40	2	X1 P1 X1 V1 P1	GBPGG	1	1							
White Vitriol (Zinc Sulphate)	Zn SO ₄ 7H ₂ O	Sat.	80	5	X1 P1 X1 P1 Z1 V1 P1	VBPGG	1	1	1	1		1.95	100		Crystals soluble in H ₂ O, Glycerol
Wine		100	80	2	X1 P1 X1 V1 P1	GBPGG	1	1		1					
Wine + 5% Fossil Meal		100	80	5	X1 P1 X1 P1 K1 R1 P1	Q1U3PGG	1	1		1					
Wine Must		100	90	5	X1 E1 X1 E1 K1 R1 E1	Q1U3EGG	1	1							
Wine Spirit (Ethil Alcohol)	C ₂ H ₅ OH	100	80	2	X1 P1 X1 V1 P1	GBPGG	1	1				0,81	-118	78,3	H ₂ O, Ether, Chlorophorm soluble liquid, INFLAMMABLE, VOLATILE
Wood Resin		100	120	2 Dual	X1 Y1 X3 X3 Y1	U1U1VGG	1			1					Washing with solvent
Wood Spirit (Methyl-Alcohol)	CH ₃ OH	100	60	2	X1 E1 X1 V1 E1	GBEGG	1	1				0.79	-98	64.5	Liq. sol. H ₂ O, Ether, Alcohol; VOLATILE, INFLAMMABLE, POISONOUS
Xylol or Xylene (Dimethylbenzene)	C ₆ H ₄ (CH ₃) ₂	100	120	5	X1 Y1 X1 Y1 K1 V1 Y1	Q1BVGG				1		0.86		138.2	Liquid soluble Alcohol, Ether; TOXIC, INFLAMMABLE
Yoghurt		100	70	5	X1 E1 X1 E1 K1 R1 E1	Q1U3EGG	1	1		1					
Zinc Acetate	Zn(C ₂ H ₃ O ₂) ₂ +2H ₂ O	Sat.	80	5	X1 E1 X1 E1 Z1 V1 E1	VBEGG		1				1.73	273		Crystals soluble in H ₂ O, Alcohol
Zinc Chloride	Zn Cl ₂	Sat.	80	5	X1 P1 X1 P1 Z1 V1 P1	VBPGG	1	1	1	1		2.91	290		Crystals soluble H ₂ O, Alcohol, Ether, Glycerol; POISONOUS
Zinc Cyanide	Zn(CN) ₂	Sat.	20	5	X1 Y1 X1 Y1 K1 K1 Y1	Q1Q1VGG	1			1		1.85	800		Soluble powder mineral Acids diluted, Alkali, POISONOUS
Zinc Nitrate	Zn(NO ₃) ₂ 6H ₂ O	Sat.	80	5	X1 P1 X1 P1 Z1 V1 P1	VBPGG	1					2.06			Crystals soluble H ₂ O, Alcohol, INFLAMMABLE
Zinc Phosphate	Zn ₃ (PO ₄) ₂	10	80	5	X1 Y1 X1 Y1 Z1 V1 Y1	VBVGG				1					
Zinc Phosphate	Zn ₃ (PO ₄) ₂	Conc.	90	5	L1 Y1 L1 Y1 Z1 V1 Y1	VBMMM				1		3.99			Powder soluble Acids, Ammonium Hydrate
Zinc Phosphate and Potassium Phosphate		10	80	5	X1 Y1 X1 Y1 Z1 V1 Y1	VBVGG				1					
Zinc Salts		Sat.	20	5	X1 P1 X1 P1 K1 R1 P1	Q1U3PGG	1	1	1	1					
Zinc Sulphate (White Vitriol)	Zn SO ₄ 7H ₂ O	Sat.	80	5	X1 P1 X1 P1 Z1 V1 P1	VBPGG	1	1	1	1		1.95	100		Crystals soluble in H ₂ O, Glycerol

ROTEN®

MECHANICAL SEALS



SUSTAINABILITY




OUR GROUP IS COMMITTED TO
RESPECTING AND SAFEGUARDING THE ENVIRONMENT.

WE TAKE CARE OF THE PLANET AND
COMPENSATE THE CO2 PLANTING TREES.

PLASTIC FREE.

WE USE ONLY ALTERNATIVE AND RENEWABLE ENERGY.

A NEW LIFE FOR MECHANICAL SEALS
THE MECHANICAL SEAL IS AT LEAST **94%** RECYCLABLE





**WE HAVE JOINED OUR SKILLS
TO PROVIDE YOU WITH INNOVATIVE
AND HIGH QUALITY PRODUCTS.**

EUROCARBO s.p.a. (1973)

Via S. Scolastica, 35 | 64013 | Corropoli (TE) Italy
T. +39 0861.839020 | F. 0861.839050 | info@eurocarbo.it
www.eurocarbo.it

AVES s.r.l. (1982)

Via Sighele 3 | 20133 | Milano (Italy)
T. +39 02 7381652 | F. +39 02 71093106 | info@avestenute.it
www.aves-seals.com

MOLINOX s.r.l. (1990)

Via C. Varalli, 1 | Loc. Vallebrosia 20089 | Rozzano (MI)
T. +39 02 89202678 | F. +39 02 57792002 | info@molinox.it
www.molinox.it

COEMI s.r.l. (1986)

Via Liguria, 34 | 20068 | Peschiera Borromeo (MI)
T. +39 02 55303015 | F. +39 02 55303024 | info@coemi-srl.it
www.coemi-seals.com



Via Ortica, 6 | 20134 | Milano (Italy) | T. +39 02 76110157
F. +39 02 7385445 | info@roten.it | www.roten-seals.com



MADE IN ITALY WITH PASSION

